TOWN OF HUNTINGTON

2027

PRELIMINARY BUDGET

TOWN BOARD

Edmund J. Smyth, Supervisor

Dr. Dave Bennardo, Councilman
Jennifer Hebert, Councilwoman
Brooke A. Lupinacci, Councilwoman
Theresa Mari, Councilwoman

Town of Huntington, New York

2027 Preliminary Budget

Prepared by:
Department of Audit & Control

Jonas Wagner – Director of Audit & Control
Sabrina Mastroianni – Deputy Director of Audit & Control
Patti Caruso – Senior Accountant
Diana Dellasala – Senior Accountant
George Villalta – Senior Accountant
Aneela Khan – Accountant

*** This version of the 2027 Preliminary Budget Book reflects corrections to certain 2026 projected figures and the ending 2026 fund balance. These updates do not affect the proposed 2027 budget or tax levy, both of which remain unchanged.**

GOVERNMENT FINANCE OFFICERS ASSOCIATION

Distinguished Budget Presentation Award

PRESENTED TO

Town of Huntington
New York

For the Fiscal Year Beginning

January 01, 2026

Christopher P. Morrill

Executive Director

Table of Contents
2027 Budget

	Page
1. Budget Message	
Supervisor's Letter	10
2. Introduction	
Town Organization and Services	16
Budget Guide	16
Town Officials	17
Organizational Chart	18
Strategic Direction	19
Community Profile	20
Budget Process	30
Budget Calendar	31
3. Budget Overview	
Executive Budget Summary	34
4. Financial Summaries	
Appropriations and Revenue Summary	44
Combined Annual Budgets-All Funds by Function	46
Combined Annual Budgets-All Funds by Object and Source	48
Combining Annual Budget Summary-All Funds by Function	50
Combining Annual Budget Summary-All Funds by Object and Source	52
Fund Balance Summary	54
Revenue Definitions and Forecast Methodology	55
Major Revenue Sources	56
Fund Structure	62
Fund and Function Relationship Matrix	64
5. Fund Budgets	
General Fund	
General Fund by Function	68
General Fund by Object and Source	70
Highway Fund	
Highway Fund by Function	72
Highway Fund by Object and Source	74
Consolidated Refuse Fund	
Consolidated Refuse Fund by Function	76
Consolidated Refuse Fund by Object and Source	78
Part Town Fund	
Part Town by Function	80
Part Town by Object and Source	82

Table of Contents
2027 Budget

Page

5. Fund Budgets (continued)

Business Improvement District Fund
Business Improvement District Fund by Function 84
Business Improvement District Fund by Object and Source 86

Fire Protection Fund
Fire Protection Fund by Function 88
Fire Protection Fund by Object and Source Revenue 90

Street Lighting Fund
Street Lighting Fund by Function 92
Street Lighting Fund by Object and Source 94

Commack Ambulance Fund
Commack Ambulance Fund by Function 96
Commack Ambulance Fund by Object and Source 98

Huntington Ambulance Fund
Huntington Ambulance Fund by Function 100
Huntington Ambulance Fund by Object and Source 102

Huntington Sewer Fund
Huntington Sewer Fund by Function 104
Huntington Sewer Fund by Object and Source 106

Centerport Sewer Fund
Centerport Sewer Fund by Function 108
Centerport Sewer Fund by Object and Source 110

Waste Water Fund
Waste Water Fund by Function 112
Waste Water Fund by Object and Source 114

Dix Hills Water District
Dix Hills Water District by Function 116
Dix Hills Water District by Object and Source 118

Table of Contents
2027 Budget

	Page
6. Departmental Summaries and Budgets	
Assessor	122
Audit & Control	128
Engineering Services	142
Environmental Waste Management	152
General Services	161
Highway	165
Human Services	173
Information Technology	185
Maritime Services	192
Parks & Recreation	198
Planning & Environment	204
Public Safety	211
Receiver of Taxes	220
Town Attorney	223
Town Clerk	231
Town Council	239
Town Supervisor	241
Transportation & Traffic Safety	251
7. Supplemental Schedules	
Staffing	260
Debt Information	276
Distribution of Taxes by School District	280
Exemption Impact Notice	282
Financial Policies	284
Glossary	304

Table of Contents
2027 Budget

Page

8. Appendix A

General Fund Revenues Detail	314
General Fund Expenditures Detail	323
Part Town Fund Revenues Detail	352
Part Town Fund Expenditures Detail	355
Board of Trustees Revenues Detail	361
Board of Trustees Expenditures Detail	362
Business Improvement District Revenues Detail	363
Business Improvement District Expenditures Detail	364
Highway Fund Revenues Detail	365
Highway Fund Expenditures Detail	367
Fire Protection Fund Revenues Detail	371
Fire Protection Fund Expenditures Detail	372
Street Lighting Fund Revenues Detail	373
Street Lighting Fund Expenditures Detail	374
Commack Ambulance District Revenues Detail	376
Commack Ambulance District Expenditures Detail	377
Huntington Community Ambulance District Revenues Detail	378
Huntington Community Ambulance District Expenditures Detail	379
Consolidated Refuse Fund Revenue Detail	380
Consolidated Refuse Fund Expenditure Detail	382
Huntington Sewer District Revenues Detail	385
Huntington Sewer District Expenditures Detail	387
Centerport Sewer District Revenues Detail	390
Centerport Sewer District Expenditures Detail	391
Waste Water Disposal District Revenues Detail	392
Waste Water Disposal District Expenditures Detail	393
Dix Hills Water District Revenues Detail	395
Dix Hills Water District Expenditures Detail	397

9. Capital Budget

Capital Budget Program Narrative	402
Capital Budget Summary	404

Budget Message

Edmund J. Smyth

Supervisor

Town Hall
Huntington, NY
100 Main Street

Phone: 631-351-3030

October 2026

Dear Fellow Town Board Members,

As Supervisor and Chief Financial Officer of the Town of Huntington, I am presenting the Preliminary Operating and Capital Budget for the Town of Huntington for 2027.

Town finances remain healthy and our property values are strong. However, it has become impossible to remain under the tax cap without cutting Town services.

As has been anticipated over the past couple of years, this year's budget preparation has led the Town to consider a budget that exceeds the NYS Tax Cap. Each year it gets tougher to manage the tax cap, absorb health insurance costs, and meet all of the mandates coming down from Albany. This fiscal challenge on local government has reached a head as cost pressures have outpaced the tools available to manage them.

Town expenses keep growing while the State tax cap significantly limits revenue growth. When mandates and other costs grow at 4, 6, and 8 percent, something has to give. The Tentative Budget meets the needs of the community, even if it means piercing the tax cap. The alternative would require reductions to programs, services, and staffing that our community relies upon. This budget allows the Town to maintain those services while taking the necessary steps to ensure our long-term financial stability.

The Town saw major increases in expenditures related to snowstorms in early 2026 ($4 million), an increased NYS retirement invoice ($1.8 million), increases in NYSHIP insurance premiums (8.8% since 2025, totaling $2.5 million), increased contracting costs for refuse ($2.5 million – Covanta/Reworld refuse fees), workers compensation ($750,000), debt service payments ($1.5 million) as well as general wage growth ($2.1 million) driven by the Town's Collective Bargaining Agreements.

These increases are largely attributable to contractual obligations, mandated costs, and circumstances outside of the Town's direct control. They are not the result of significant new programs or an expansion of Town government, but rather reflect the increased cost of maintaining existing services.

Townwide reserve funds had grown significantly in the past. These tax dollars were returned to residents in the form of increased road paving, park improvements, and infrastructure projects.

For several years, it has been the Town's policy to utilize excess reserves to limit tax increases and fund capital projects. In 2025 and 2026, the Town budgeted $3.9 million and $3.8 million, respectively, in fund balance reserve appropriations instead of issuing debt. Additionally, $2 million of Highway funds were appropriated for paving in 2025.

While the use of fund balance has helped limit the impact on taxpayers in prior years, fund balance is a one-time revenue source and cannot sustainably support recurring operating expenses. The 2027 budget therefore begins to reduce the Town's reliance on reserves and better align recurring revenues with recurring expenditures.

Town reserves are still healthy at over $70 million, but further reductions could jeopardize the Town's Triple-A bond rating. Maintaining adequate reserves is also an important component of the Town's long-term financial position and its ability to borrow at favorable interest rates.

The financial strength of our Town remains a cornerstone of our governance. I am pleased to report that Huntington's fiscal stewardship continues to be recognized at the highest levels. This year, Moody's Ratings upheld our Aaa bond rating for the sixteenth consecutive year, a milestone that has saved taxpayers hundreds of thousands of dollars on our borrowing costs.

Moody's recognized the Town's strong and diverse local economy, conservative budgeting, and sound fiscal management. However, Moody's also noted that the Town's reserves remain below those of its Aaa-rated peers and identified a reduction in available reserves below 35% of revenue as a factor that could lead to a downgrade. Looking forward, Moody's stated that it is likely the Town will need either significant revenue enhancements or expense reductions to balance the budget.

Over the past couple of years, the use of reserves has been a smart fiscal solution for meeting the needs of the Town. We used our reserves to clean up after the 2026 blizzards. It was money well spent. Our Highway crews, under the leadership of Andre Sorrentino, along with support from our General Services, Environmental Waste Management, Public Safety, and Transportation teams, worked tirelessly to get Town roads, Huntington Village, Cold Spring Harbor, Greenlawn, and Huntington Station open again for business. It also allowed our residents to have access to the vital businesses, shops, and services they need.

Using those reserves is exactly what they were intended for: storm response beyond the expected. This is the kind of service that our residents have come to expect from their Town.

In fact, the services we have provided and continue to provide have been a lifeline to many. From Adult Day Care, the Senior Center Lunch Program, and the Homebound Meal Program, the Town has provided services that deeply affect the quality of life for many of our seniors and their families. We provide personal and professional services for our Veterans and fund outside agencies and programs that are true lifelines for families in need, including the Family Service League, Tri-CYA, and the Child Care Enhancement Fund. All money very well spent.

As in prior years, the Town must comply with the New York State Tax Cap Act. This Act limits growth in the property tax levy based upon a formula established by State law. For the 2027 budget, the allowable levy growth factor is 2.00%, with a tax base growth factor of .46% and an available carryover of .22%, which allows us a proposed increase of 2.68% over the 2026 tax levy.

As Town Supervisor, I am proud of the achievements of the past year. Together, we built on our shared commitment to maintaining our community's fiscal health, infrastructure, environment, and overall quality of life. In 2026, we proved that with continued focus and effort, we can make great strides in prioritizing our efforts.

Our roads have never been in better shape. Our parks, beaches, and parking lots are being renovated and are improving steadily. Curbside garbage and recycling collection happens effectively and efficiently. That's commitment. We anticipate the same outcome with improved customer service.

The Town of Huntington has a skilled, talented, and dedicated team of directors, managers, and team members. They are all committed to providing the best level of service possible.

Looking ahead, we are committed to continuing our efforts to improve, maintain, and sustain Huntington's infrastructure, equipment, parks, and beaches. This is a goal that will never go away. But it's not the only goal we have for the Town of Huntington.

This budget season has been challenging. I wish to thank the Town Comptroller's Office, members of my staff, and all Town Department Directors and their Deputies for their input and guidance throughout these steps in the budget process.

The proposed 2027 budget is intended to address these financial challenges while preserving the services residents rely upon, reducing the Town's dependence on reserves, and maintaining the Town's long-term fiscal stability.

Significant budget achievements include:

- No cuts to Town services.
- Reduced reliance on fund balance to support recurring operating expenses and replenishment of the Town's critical reserves.
- A zero fiscal stress score from the NYS Comptroller's Office.
- Moody's recognition of the Melville Town Center Overlay District and the planned NYU Langone development as important components of the Town's strong and diverse local economy. The multi-billion-dollar project is expected to revitalize a largely underutilized portion of the Town, bring high-paying jobs to the region, and support the local economy.

Pursuant to New York State Town Law Section 106, I present this Tentative Budget for your consideration. Although this budget pierces the tax cap for 2027, it maintains all critical services and the staffing levels necessary to maintain them.

The quality of life of Town residents will always be a priority for this administration. Many initiatives and improvements have been completed while saving taxpayer dollars. Many other improvements have been enacted with the express input of our residents, including preserving open space where possible, refurbishing outdated equipment in our parks, and making Town services more accessible to all.

The Town of Huntington is moving in the right direction. With continued collaboration and cooperation between the Town and the community, each department and staff member, and every agency and civic group, the Town will continue to move forward.

As always, Town staff is available to you for review of the various expenditure and revenue figures contained herein. Further, I would be more than happy to meet with you to discuss any questions and input you may have.

I look forward to working with you toward the successful adoption of the annual Operating and Capital Budgets for the Town of Huntington for 2027.

Very truly yours,



EDMUND J. SMYTH
Supervisor

Introduction

Town of Huntington
Budget Guide

Town Organization and Services

The Town of Huntington was established in 1653 and is governed by Town Law, other general laws of the State of New York, and various local laws and ordinances. The Town Supervisor is a member of the Town Board and serves as the Chief Executive Officer/Chief Financial Officer. The Town Board is the policy-making body of the Town.

The Town provides the following services to its residents: general and administrative, public safety, citizen and community services, transportation and parking, culture and recreation, utilities, planning and community development, and other operations such as refuse disposal and recycling. The 2027 Budget provides the funding for all such services.

Budget Guide

This budget document describes how the Town will achieve its goals and objectives and meet the community's needs. The intent of this budget document is to present the Town of Huntington's budget in a comprehensive and easy-to-read format.

This Budget Document is organized in the following major sections:

1. Budget Message

The Budget Message, a letter from the Town Supervisor to the Town Board provides an overview of the upcoming fiscal year budget and financial plan.

2. Introduction

This includes general information about the Town, its funds, its organization, elected and appointed officials, the mission, vision, goals and objectives, and the budget process outline.

3. Budget Overview

This section includes an Executive Budget Summary that summarizes the budget highlights.

4. Financial Summaries

This section provides a summary of revenue, expenditures, and fund balance information for the Town, information provided in both numerical and narrative formats, the Town's fund structure, budgeted positions by fund and organization, and departmental summaries.

5. Fund Budgets

This section includes a summary of the fund, budgets for each fund presented in both numerical and graphical formats, and a budget for each department containing Actual Expenses for the fiscal year 2025, Budget for the fiscal year 2026, Projected Expenses for the fiscal year 2026, and the Budget for the fiscal year 2027.

6. Departmental Summaries and Budgets

This section includes information about the Town's department's operating environment, achievements, and goals.

7. Supplemental Schedules

This section includes information about the Town of Huntington, debt information, tax rate schedules, financial policies, and a glossary of terms used in this budget document.

8. Appendix A

This appendix includes a line item budget by fund and department to supplement the departmental budget summaries.

9. Capital Budget

This section includes capital projects of $5,000 more with a useful life of at least five years listed in the Town's Six Year Capital Plan. A description of each project and the associated cost by fiscal year is included.

Town of Huntington
Town Officials

Town Board



Edmund J. Smyth
Town Supervisor



Dr. Dave Bennardo
Councilman



Jennifer Hebert
Councilwoman



Brooke A. Lupinacci
Councilwoman



Theresa Mari
Councilwoman

Town Clerk:	Andrew Raia
Receiver of Taxes:	Jillian Guthman
Superintendent of Highways:	Andre Sorrentino
Assessor:	Lisa Leonick
Director of Audit and Control:	Jonas Wagner
Director of Engineering	Scott R. Spittal
Director of Environmental Control:	John Clark
Director of General Services:	Anthony Annunziata
Director of Human Services:	Kevin Thorbourne
Director of Information Technology	David Genaway
Director of Maritime:	Garrett Chelius
Director of Parks & Recreation:	Cable Todd Jamison
Director of Planning:	Anthony J. Aloisio
Director of Public Safety:	Christopher J. Lau
Director of Transportation & Traffic Safety:	Scott R. Spittal
Town Attorney:	J. Edward Gathman, Jr

Town of Huntington
Organizational Chart

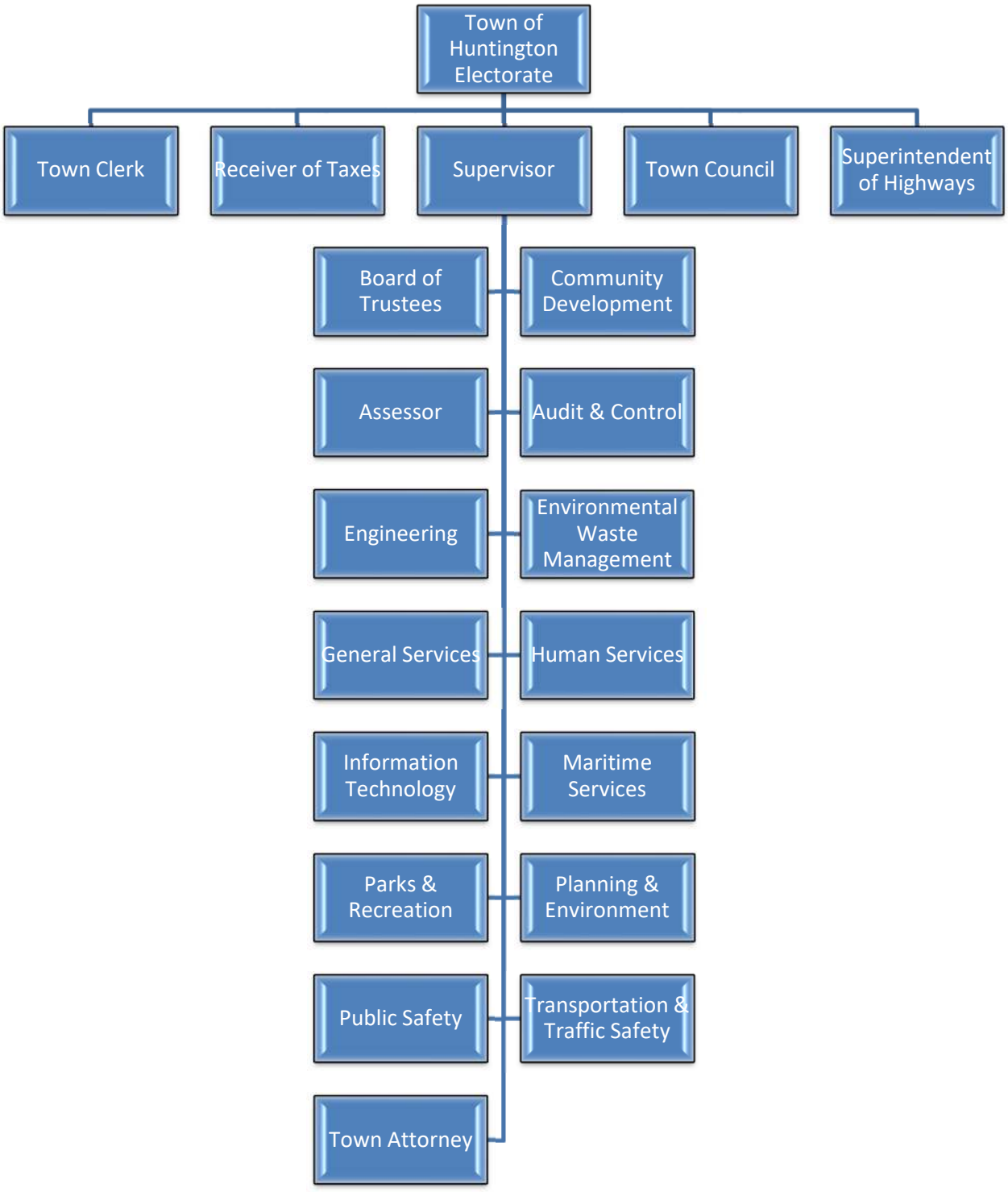

Town of Huntington
Strategic Direction

Vision

The Town of Huntington is committed to being an outstanding place to live, work, and visit.

⇩

Mission

Deliver public services with transparency, efficiently and effectively, to meet the needs of residents, businesses, institutions and visitors on whom Huntington's prosperity depends.	Foster a sustainable Huntington through the implementation of the Town's environmental and energy efficiency improvement goals.	Promote economic development, business opportunity, and community revitalization.	Enhance the long-term health, vitality and quality of life of the Huntington community.

⇩ ⇩ ⇩ ⇩

Town Strategic Goals and Objectives

• Maintain fiscal strength with a Town tax structure that will balance the increasing demand for services with available resources. • Improve communication and provide emergency preparedness information to Town residents through various media sources. • Implement Town wide Call Center to improve customer service in all departments for Town residents..	• Implement energy efficiency programs to reduce the Town's carbon footprint and energy cost savings. • Promote policies to provide education and energy efficiency awareness to Town residents. • Promote and implement environmental and water quality protections and improvements. • Implement green fleet & EV charging stations throughout Town to lower carbon footprint	• Expand commercial and residential investment in the Town by investing in infrastructure. • Expand affordable housing programs that focus on home ownership; particularly first time home buyers. • Expand relationships and communication between Town and Chambers of Commerce, BID's and Civic Groups to promote business and community needs.	• Invest in the Town's recreational, cultural, and historical assets. • Promote interest and use of Huntington's cultural and recreational resources. • Continue to identify, maintain and improve town resources including parks, roadways, beaches and all community utilized spaces.

Town of Huntington
Community Profile

Overview

The Town of Huntington, New York, is one of the ten Towns located on Long Island at the western end of Suffolk County adjacent to the Nassau-Suffolk County border. It is approximately 40 miles from Manhattan and 40 miles from Riverhead, the Suffolk County seat. The history of Huntington is closely associated with the early development of the American colonies. The community was originally settled in 1653, well within the lifetime of the earliest New England colonists. In the beginning, water-borne transportation gave life to the community. The natural harbors offered ready access to the farmlands of the Long Island interior. The harbor was the setting for the early Huntington community, which became the focal point for the movement of agricultural products into the commerce of the colonies. Although agriculture was its mainstay and water-borne transportation its lifeline for two centuries, in later years, the whaling industry and expanded manufacturing activity broadened the local economy and gave impetus to the expansion of the harbor communities of Cold Spring Harbor, Huntington, and Northport.

Huntington enjoys five harbors bordering the north shore of the Town: Cold Spring Harbor, Lloyd Harbor, Huntington Harbor, Centerport, and Northport. Within its coves and bays, there are a total of nine beaches maintained by the Town. The Town has also put into operations a number of marinas for the use of residents. These facilities, along with boat ramps, municipal golf courses, and park sites, provide active recreation for Town residents.

The Town provides the following services:

- Planning and Community Development: Environmental, land management, zoning, environmental open space and park fund (EOSPA), buildings review, housing services, and economic development
- Citizen and Community Services: Neighborhood improvements, senior citizen services, youth services, handicapped services, women's services, employment opportunity services, veteran's and minority affairs
- Public Safety: Emergency management, code enforcement, fire prevention, animal control and special services
- Transportation and Parking: Street and drainage maintenance, roadway improvements, public transportation
- Support Services/Legislative/Administrative: Facilities, financial, fleet, human resources, technology, legal, tax collection, records management, historic preservation
- Culture and Recreation Services: Parks, beaches, recreational, and youth programs
- Utilities: Water and Sewer Services to properties within the district.
- Other Operations: Refuse disposal, recycling, resource recovery and environmental remediation

Town of Huntington
Community Profile

Demographics

Per U.S. Census Bureau 2020 Census and American Community Survey:

Population (Estimates, July 1, 2025)	205,891	
Males/Females	100,430/103,629	
Age & Sex	Persons under 5 years	4.8%
	Persons under 18 years	19.4%
	Persons 65 years and over	20.9%
	Female persons	50.8%
Per Capita Income (2024)	$77,524	
Race	White	70.5%
	Hispanic	13.8%
	Black/African American	4.9%
	Asian	8.4%
	Other	4.6%
Families & Living Arrangements	Households	68,585
	Persons per household	2.94
Housing Occupancy	Owner Occupied	89.9%
	Renter Occupied	10.1%
Educational attainment, 25 years and older	High School graduate	94.1%
	Bachelors Degree or higher	54.3%

Population

The Town's population has experienced two major growth periods over the last 100 years and reached a peak of approximately 204,197 residents in 2021. By 1990, the Town's population decreased by 4.9% to 191,474 residents as the number of family members per household declined. By 2000, the Town population increased by approximately 2% to 195,289 residents. Based on information from the Long Island Population Survey and the US Census Bureau, the Town's population continued to increase by 4.1% to 203,264 residents in 2010 and by .4% to 204,127 residents in 2020. Town population estimates as of July 1, 2025, are 205,891 residents.

YEAR	POPULATION	% CHANGE
2020	204,127	.4%
2010	203,264	4.1%
2000	195,289	1.9%
1990	191,474	(4.9)%
1980	201,530	1.0%
1970	199,486	58.0%

Town of Huntington
Community Profile

Employment

Huntington's unemployment rate decreased to 3.5% as of August 2026, below the Suffolk County rate of 4.1%, the New York State rate of 4.3%, and the national rate of 4.3%. The Town is within commuting distance of New York City and has regularly trended significantly below the County and State unemployment rates.

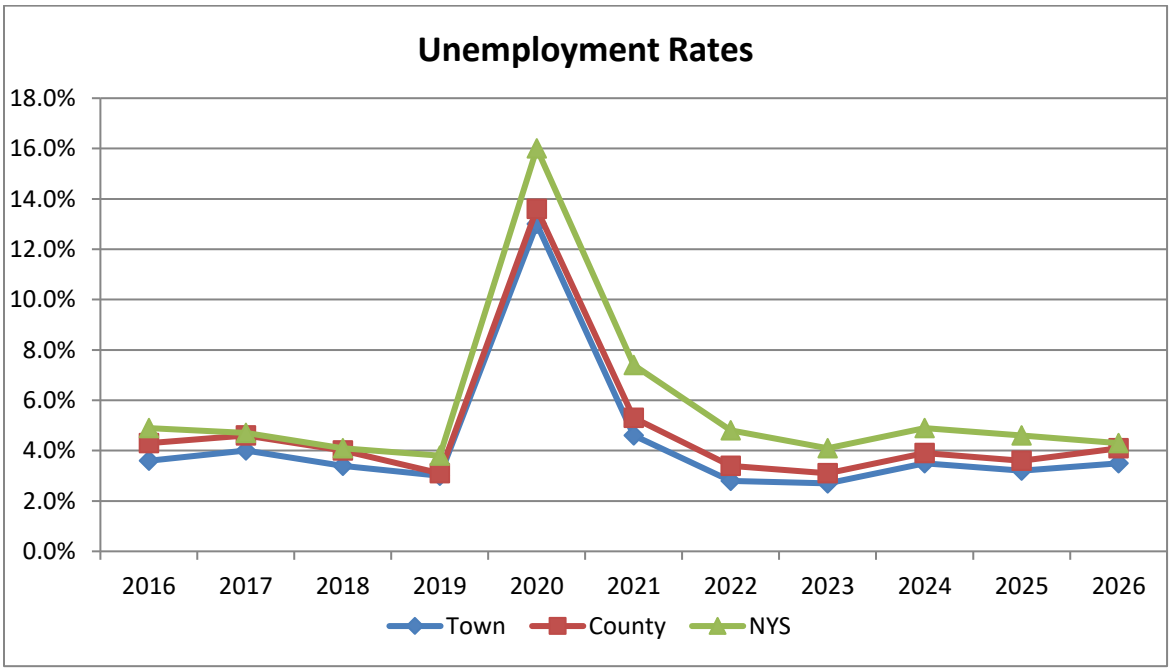

Principal Employers within the Town of Huntington

Rank	Name	Headquarters	Type of Business	Number of Employees
1	Canon	Melville	Imaging Products	3,103
2	Northport Veterans Affairs Medical Center	Northport	Healthcare	1,929
3	Huntington Hospital	Huntington	Hospital	1,810
4	Estee Lauder	Melville	Cosmetics	1,700
5	Half Hollow Hills School District	Dix Hills	Education	1,682
6	Henry Schein, Inc.	Melville	Medical & Dental Supplies	1,268
7	South Huntington School District	Huntington	Education	1,140
8	Western Suffolk BOCES	Huntington	Education	1,110
9	Northport-East Northport School District	Northport	Education	945
10	Town of Huntington	Huntington	Government	773

Town of Huntington
Community Profile

Principal Taxpayers

Rank	Taxpayer	Nature of Business	Assessed Valuation	Percent of Total Assessed
1	LIPA/Keyspan Energy Corporation	Utility	$ 27,974,005	8.91%
2	The Retail Property Trust	Real Estate	2,000,000	0.64%
3	58/68 S. Service Road SPE LLC	Commercial	801,465	0.26%
4	Avalon Bay Communities	Real Estate	729,975	0.23%
5	Huntington Quadrangle	Real Estate	580,000	0.18%
6	Verizon	Utility	452,683	0.14%
7	Estee Lauder	Cosmetics	469,700	0.15%
8	Avalon Huntington Former S Corp	Real Estate	455,000	0.14%
9	Grandview Hotel Limited	Hotel	425,000	0.14%
10	445 Melville Industrial Associates	Office Building	358,000	0.11%
	Total		**$ 34,245,828**	**10.90%**

Economic Outlook and Trends

Town of Huntington residents enjoy a high quality of life, reflected in high median incomes, low unemployment and crime rates, a strong public school system, and several cultural and natural recreation attractions. The Town's successes and its popularity as a suburb of New York City have also contributed to the challenges that are faced today, such as traffic congestion, high property taxes, and the need for more affordable housing—all of which need to be addressed to preserve the quality of life and to encourage future growth.

From a development perspective, the Town of Huntington is representative of a mature suburban community. Although its capacity for new large-scale residential development on vacant land is limited, there continues to be a significant number of large-scale housing projects predominately resulting from the redevelopment of underutilized properties throughout the Town. In the future, new housing construction will generally occur as in-fill development on smaller parcels within existing neighborhoods, as mixed-use residential projects in commercial and industrial districts, or as major developments on large, underutilized properties. This trend has and will continue to contribute to population and tax base growth in the future. The Town has received funding to extend public sewers into new areas of Huntington Station, where installation is underway, and to expand sewage capacity in Melville, which, along with active planning efforts in both neighborhoods, is anticipated to result in new commercial and residential construction.

In 2024, the Town approved the Melville Town Center Overlay District with the intention of creating a vibrant, walkable downtown that includes retail, commercial services, and higher density residential housing within an area that would also attract new businesses and industries. During 2026, major projects have been approved and proposed within the District that meet the objectives of the Town Center Plan and will fundamentally change the economic future for Melville, and the Town of Huntington as a whole, in a positive direction.

Economic Outlook and Trends - (continued)

Projects approved and proposed within the Melville Town Center include developments that feature both residential and commercial uses on underutilized properties formerly occupied by professional offices, enhancements to park and pedestrian access, and a new academic medical center. The mixed-use developments include Melville Crossing, a rental and condominium development that provides 400 dwelling units situated above and nearby commercial uses that occupy the first floors of the buildings approved along Maxess Road. With construction anticipated in Spring of 2027, Melville Crossing will transform the heart of Melville Town Center and provide much needed housing, commercial opportunities, social gathering spaces, and pedestrian oriented development. Similar mixed-use developments under review include Cornerstone Melville and Melville Mill Creek, which will generate an additional 500 residential units along with retail and commercial uses within the new Town Center. As a testament to the value of the Melville Town Center, NYU Langone has acquired a 45-acre site within and adjacent to the Town Center and where a multi-billion-dollar academic medical center is planned to provide 500 inpatient rooms, advanced surgical and diagnostic suites, as well as hosting the NYU Grossman School of Medicine, and related research facilities that will generate thousands of local jobs.

In a key hamlet located in the center of the Town, Huntington Station has benefitted from ongoing investments and revitalization initiatives to make long overdue improvements to the area. Beginning in Spring of 2026, construction on the $160-million sewer project will connect the Huntington Station Hamlet Center south of the Long Island Railroad to the Southwest Sewer District. While also benefitting sewer capacity in Melville, the Huntington Station sewer expansion has already enticed proposals to redevelop properties with mixed-use buildings conveniently located near the Huntington Long Island Railroad station, a major transportation hub. Coupled with the increased sewer capacity and the $10-million grant from New York State under the Downtown Revitalization Initiative (DRI), the Town looks to transform this section of New York Avenue into Huntington Station's "Main Street." By the end of 2026, Huntington Station will see enhanced pedestrian crosswalks, upgrades to the local library's outdoor gathering areas, and business façades improved under the Town's Façade Improvement program. Through partnership with Renaissance Downtowns, the Town plans to bring a boutique hotel, professional offices, and artist lofts on the west side of New York Avenue, north of the Long Island Railroad.

Interest in redeveloping land with new uses is increasing in the Town. From mid-2016 through mid-2026, the Town received seventy-six (76) zone change applications. Assisted living facilities and senior housing condominium developments have been popular application types, representing one-quarter of the zone change applications in the last ten years.

The strength of the local housing market is evidenced by projects that are either currently under Planning Department review, recently approved, under construction, or completed. Several major multi-family housing projects approved recently that are under construction or recently completed include Matinecock Court, a 146-unit development of 100% affordable limited equity cooperative units, the Preserve at Indian Hills, a 74-unit age-restricted condominium development, and the Seasons at East Northport, a 190-unit age-restricted multifamily development Areas covered by the Huntington Sewer District have over 200 potential apartments and condos in the pipeline or under construction.

Town of Huntington
Community Profile

With respect to single-family residential subdivisions, the Town Planning Department is currently processing over fifty-seven (57) subdivision applications that will ultimately result in the development of approximately two hundred eighty-five (285) new tax lots. One of the larger subdivisions nearing completion of construction in 2026 is Tuscany Estates, a thirty (30) lot subdivision approved in 2010 located in Dix Hills. Another major subdivision, Estates of Melville, features twenty-one (21) single-family dwellings and provides access to a seven-acre parcel with a future equestrian center. The largest project recently completed is Harborfields Estates, a sold out forty-seven (47) lot subdivision with homes priced from $815,000 to $1,200,000. In the near future, the Town expects construction to start on the seventy-four (74) age-restricted condominiums at the Preserve at Indian Hills.

It is also important to note that there are a number of significant residential projects not included within the town-wide housing unit total that have received zone changes and are in various stages of site plan review. Included within this category are the Residences at Oheka Castle and Residences at Cold Spring Country Club, neighboring projects totaling two-hundred and sixty-five (265) housing units, and one-hundred and fifteen (115) assisted living units at Benchmark at Dix Hills.

Sustainability Initiatives in the Town of Huntington:

- The Town has purchased natural gas garbage trucks, clean diesel fuel buses, and hybrid vehicles.
- Installation of energy-saving light fixtures, solar panels, and electric vehicle charging stations at Town Hall and municipal parking lots.
- Changes in the Town Code have been passed to allow and encourage solar and battery usage.
- Aquaculture projects in Huntington and Northport Harbors have improved the area's water quality through shellfish and sugar kelp cultivation.
- Several major multi-family housing projects either recently approved, under construction, or completed include:
    - Highland Green Residences, a one-hundred and nineteen (119) unit limited equity cooperative.
    - Seasons at Elwood, a two-hundred and sixty-three (263) unit retirement community.
    - Club at Melville with two-hundred and sixty-one (261) age-restricted affordable units.
    - Harborfields Estates, a forty-seven (47) lot subdivision with single-family homes.
    - Seasons at East Northport, a one--hundred and ninety (190) unit retirement community, which includes thirty-six (36) affordable units.
    - Preserve at Indian Hills, approved for seventy-four (74) units of cluster housing at a 100-acre golf course site in Fort Salonga.
    - Gateway Plaza is a 66-unit rental apartment project within walking distance to the LIRR.
    - Three Northridge projects mixing commercial space with a combined fifty-six (56) units of residential apartments within walking distance of the LIRR.
    - The Landmark at 1090 New York Ave, a two-building, 16-unit mixed-use, and 9-unit historic residence project near the LIRR.
    - Sunrise Senior Living, an assisted-living facility with ninety (90) units in West Hills.
    - The Residences at Oheka Castle, a ninety (90) unit condominium project on the Oheka Castle property.
    - The Seasons at Commack with eighty-eight (88) age-restricted units.
    - Creekside Apartments II has fourteen (14) rental units.

- Tuscany Estates is a thirty (30)-lot single-family subdivision located in Dix Hills.
- Various projects in Huntington Village with close to 100 residential apartments or condos.
- Country Pointe at Elwood with three-hundred and eighty-five (385) age-restricted units along Jericho Turnpike.
- The Estates at Melville, a community of twenty-one (21) single-family homes to be built around an equestrian center.
- The Residences at Cold Spring Country Club, one hundred and seventy-five (175) condominium units to be built next to a golf club.
- The Estates at Elwood, a forty-six (46) lot single-family subdivision that preserves more than twenty (20) acres of forested land on a 55-acre site.
- Three additional assisted living facilities containing 275 units have been approved but not yet built.
- Applications have been received for a zone change to allow approximately five hundred (500) additional residential units throughout the Town.

Commercial and industrial development, expansion, and improvement remain steady throughout the Town. Over the past ten (10) years, over two (2) million square feet of Class A office space has been constructed or renovated in the Town's corporate center, the Melville Employment Center (MEC). The MEC is home to major corporations, including Canon USA, Amazon, Air Techniques, Henry Schein, Honeywell Corporation, Leviton Corporation, and the Capital One Bank Corporate Center. A major hotel chain, Marriott, recently began construction to redevelop a vacant site just south of the LIE into a brand-new, 143-room hotel with an outdoor pool after receiving a zone change approval in 2021. An additional 299-unit extended stay hotel in the area, The Ferncliff Hotel, was approved in 2024 and has started site construction. The Town recognizes the importance of the MEC to the Long Island region as a major economic generator and is taking the necessary steps to enable its continued growth. In 2015, the Town funded a $200,000 plan and hired a consultant firm to prepare an integrated land use, circulation, and infrastructure plan, which will ensure that the MEC has the necessary land use policies and infrastructure to meet the future needs of corporate development. Following an 18-month planning process which included several public workshops, a Draft MEC Plan was completed in 2016. It includes recommendations to add a mix of uses, including retail and housing, to this important area. Completed infrastructure improvements on the Walt Whitman Bridge, as well as sewer upgrade studies currently underway, also reflect the continued desire to keep the MEC flourishing within the region. Currently, draft zoning ordinances have been prepared to revitalize the underlying industrial zoning in Melville to implement the mixed-use objectives highlighted in the MEC Plan. The proposed ordinances will allow for up to two- thousand and five hundred (2,500) high-density residential units within the context of a new Town Center in Melville, with expanded opportunities for office development along with retail and commercial uses. The public hearing process on the proposed mixed-use zoning ordinances has been completed, and approval by the Town Board was granted in December of 2024.

Significant progress is now happening for the long-awaited plans for the downtown revitalization of Huntington Station. Plans have been completed and funding through a joint Town, County and State effort is now in place for a $66 million dollar sewer project that will provide sanitary sewer access to properties along New York Avenue south of the Long Island Railroad (LIRR) tracks approximately one-mile south to its intersection with West Hills Road. The sewer line will be connected to the

Town of Huntington
Community Profile

County's Southwest Sewer District, and construction is underway, beginning in July of 2025. The sewers will make possible the revitalization of the commercial properties throughout the project area that mirror the successful projects north of the Long Island Rail Road (LIRR) tracks where sanitary sewer access is already available via connection to the Huntington Sewer District. The sewer construction and existing zoning will allow up to five-hundred (500) apartments within a downtown setting. The sewer expansion complements the Town's $10 million Downtown Revitalization Initiative (DRI) grant that was awarded in January 2023 by the New York State Department of State. Projects to be funded through the DRI include streetscape and pedestrian improvements, community public spaces, mixed-use retail/multi-family housing developments and a façade improvement program. These actions also complement the implementation of the Renaissance Downtowns Development Strategy for Huntington Station approved in 2013, which has already resulted in the development of several project sites on New York Avenue north of the LIRR tracks.

Significant projects and/or programs in the Town include:

- NYU Langone Hospital purchased a 45-acre site within and adjacent to the Melville Town Center, where a multi-billion-dollar 500-room academic medical center is planned.
- Construction of new and expanded sewer districts in the Huntington Station corridor beginning in Spring of 2026.
- Geico relocating to the Huntington Quadrangle (Fall 2023).
- Canon USA completed the first phase of its North/South American Corporate Headquarters in February 2013. This 680,000-square-foot office and research building is currently in operation housing over 1,800 employees.
- An 81-room Hampton Inn boutique hotel opened in Huntington Village, which enhances its reputation as a tourism destination.
- A new Marriott-branded extended stay hotel has received site plan approval on an abandoned site just south of the LIE for 143 rooms with an indoor pool.
- Hartz Mountain Industries, Inc. completed construction on the former Newsday site in Melville, which redeveloped into two warehouse buildings with over 900,000 square feet on the 48-acre site. Hartz also has approvals to build a 400,000+ sq. ft. warehouse on another site on Spagnoli Road.
- An Amazon proposal for a distribution center off Walt Whitman Road in the MEC close to the newly-expanded Walt Whitman Bridge off of the LIE was recently approved.
- Estee Lauder is also proposing to open a multi-million-dollar engineering center in the Melville, next door to their current factory and research lab.
- The Ferncliff Hotel, a 299-unit luxury suite hotel on Spagnoli Road has recently received Town approvals and construction has begun.
- Marriott Residence Inn, a three-story extended stay hotel with 143 suites on Broadhollow Road has recently finished construction and is open to the public.
- A proposed six-story 160,000 square-foot corporate center on property located on the LIE South Service Road that formerly housed a one-story aging commercial building. This office site is directly to the east of the Canon site.
- Melville opened its largest restaurant to date, a 312-seat fine dining establishment known as One10.
- Mt. Sinai Doctors Long Island recently completed a new state-of-the-art 80,000-square-foot medical office complex located at 5 Cuba Hill Road in Greenlawn.

Town of Huntington
Community Profile

- The Dolan Family Health Center, now Northwell Family Health Center, a division of Huntington Hospital, has moved to a new location on New York Avenue in the heart of Huntington Station, opening up more space for associated medical practices at their prior location on Pulaski Road.
- Huntington Square Mall redeveloped the former Sears site in East Northport with a 54,000 square foot AMC movie theater, 39,000 square foot fitness club, and 88,000 square foot retail space, some of which will be used for a planned Aldi supermarket.
- The "Big H" shopping center located between the Huntington Station LIRR and Huntington Village completed construction to remove large retaining walls to develop the lower level basement into retail and has now converted a former Kmart into a Marshall's retailer and a much-needed Shop Rite supermarket for the community.
- Nationally recognized businesses attracted to Huntington include the first QuickChek now open in Commack, three (3) new Starbucks locations; and a new ExtraSpace Self-Storage facility in Huntington Station. The Town's first Chick-fil-A has been approved in Huntington Station.
- The Melville Mall recently added a new 15,000-square-foot retail pad site and a similar proposal is under review at the shopping plaza south of Walt Whitman Shops containing Michael's, Bed Bath & Beyond, and other retail space. An older supermarket was replaced with local independent gourmet grocer Uncle Giuseppe's.
- Shopping centers are upgrading to compete with the "box" stores and outlet centers. Simon Properties completed the construction of a 74,000-square-foot expansion of its existing 1.2 million-square-foot Walt Whitman Mall on Route 110 in 2013. The adjacent Huntington Shopping Center is almost finished with renovations to its 222,607 sq. ft. of space, including the addition of a Whole Foods supermarket.
- Target Corporation purchased a 150,000 square foot retail location and opened a new store in October 2013, creating 250 jobs, and Trader Joe's in Commack recently invested in a move to a newly-renovated site nearby to increase square footage and parking availability.
- An adaptive reuse project converting a vacant church near Huntington Village to a shared office space use was recently approved.

All of these projects and programs will not only stabilize the Town's commercial tax base but also serve to spur secondary business and growth throughout the Town. The Planning Department received one-hundred and seventy-three (173) site plan applications in 2025 through 2026, showing a constant stream of construction activity and the high levels of investment that property owners are willing to make on their properties in the Town of Huntington.

Town of Huntington
Budget Process

Methodology
The preparation and adoption of the Town of Huntington's operating budget and capital budget is a priority-setting process that occurs over several months, with several milestones throughout that period.

Basis of Budgeting
Governmental Funds are budgeted using a modified accrual basis for budgeting. Revenues are considered to be available when collectible, and expenditures are generally recorded when incurred. However, debt service is recognized when due, and compensated balances are charged when paid.

Review
Early in the budget process, each department outlines functions and goals for the coming fiscal year and prepares a detailed estimate of revenue estimates and appropriation requests needed to accomplish those goals. A committee consisting of the Town Supervisor, Deputy Town Supervisor, Comptroller, and Deputy Comptroller review the requests. Upon completion of this review, budget estimates are compiled by the Audit & Control Department.

The tentative budget is filed with the Town Clerk on or before the last day of September. The Town Clerk will then present it to the Town Board.

Before the public hearing in November, the Town Board reviews and revises the preliminary budget. Copies of the preliminary budget are made available to the public and are posted on the Town's website.

Adoption
A formal public hearing on the budget is held in November to allow public input. Based on a review of the budget, the Comptroller will make revisions per the Town Board's request to the preliminary budget. A final budget is prepared and submitted to the Town Board for adoption. By law, the Town Board must adopt a budget for the forthcoming year on or before the twentieth day of November.

Budget Amendments and Transfers
In accordance with the Town's Budget Policy, at any time during the fiscal year, the Comptroller may authorize transfers in the operating budget of up to $5,000 from one line to another. Budget transfers of more than $5,000 require Town Board approval. All budget amendments require Town Board approval. The Comptroller is authorized to transfer funding for all vacant positions to the general contingency account for each fund, and Town Board approval by resolution is required to abolish, create, or change positions. The Comptroller is authorized to transfer Capital Budget appropriations from one object code to another within the same project.

Reports
The Annual Comprehensive Financial Report (ACFR) is issued with year-end results. The Annual Budget for the forthcoming year includes a projection of the current year's actual expenses as compared to the current year's budget. Tri-sectional reports are issued in June and October, providing updated budget projections for the current fiscal year. The ACFR is the final report for the year.

Town of Huntington
Budget Process

Budget Calendar

Date	Action
June 8	• Budget preparation for the ensuing fiscal year begins • Budget materials distributed to Town Departments • Departmental Meetings Scheduled
July 6	• Budget requests, personnel requests, and revenue projections are submitted to the Comptroller's office
July 21 – August 6	• The Town Department's budget submissions are compiled • Departmental budget meetings are held with the Committee to review budget requests and revenue projections
August 12-26	• Final departmental budget review meeting with the Town Supervisor, budget committee
August 12-September 28	• The Comptroller's Office will finalize the tentative budget, personal services budgets, capital budgets and departmental narratives, productivity and performance measures
September 30	• The Tentative Budget is filed with the Town Clerk
October 2 **Special Meeting**	• Town Clerk presents Tentative Budget to Town Board
October 6	• Public Hearing for the operating and capital budgets is scheduled by resolution • Public Hearings for any rate changes set by Town Code are scheduled by resolution • Public hearings to adopt the assessment rolls for the Huntington Sewer District and Centerport Sewer District are scheduled by resolution
November 5	• Town Board holds public hearings and reviews the preliminary budget for the ensuing fiscal year • Public Hearings for any fee changes set by Town Code are held • Public hearings to adopt the assessment rolls for the Huntington Sewer District and Centerport Sewer District are held
November 6-November 16	• Final budget revisions are made by the Comptroller's Office
November 17	• Town Board adopts the 2027 Operating and Capital Budget

Budget Overview

Town of Huntington
Executive Budget Summary

The challenge in developing Huntington's 2027 Budget was to maintain services at a time when revenues are stagnant and fixed costs, healthcare commodity costs, and contractual costs are increasing. The Town's economic health depends in part on municipal government providing services that create an environment attractive to businesses and residents who want to continue making Huntington their home. Below is a summary of the Town's combined budget that outlines these priorities.

	2026 Budget	2027 Budget	$ Change	% Change
Revenues				
General Fund	$ 128,752,323	$ 144,094,333	$ 15,342,010	11.9%
Highway Fund	43,357,042	50,030,240	6,673,198	15.4%
Consolidated Refuse Fund	29,482,616	31,078,222	1,595,606	5.4%
Part Town	12,564,459	13,521,784	957,325	7.6%
Special Revenue Fund	194,053	197,500	3,447	1.8%
Fire Protection	1,903,459	1,942,241	38,782	2.0%
Street Lighting	3,750,057	4,266,570	516,513	13.8%
Commack Ambulance	1,199,632	1,403,848	204,216	17.0%
Huntington Community Ambulance	2,614,087	3,275,109	661,022	25.3%
Huntington Sewer	6,077,689	6,657,766	580,077	9.5%
Centerport Sewer	169,167	226,579	57,412	33.9%
Waste Water Disposal	1,562,764	1,562,000	(764)	0.0%
Dix Hills Water District	9,883,035	10,205,879	322,844	3.3%
Total Revenues	**$ 241,510,383**	**$ 268,462,071**	**$ 26,951,688**	**11.2%**
Expenses				
General Fund	$ 131,201,846	$ 144,094,333	12,892,487	9.8%
Highway Fund	43,807,042	50,030,240	6,223,198	14.2%
Consolidated Refuse Fund	29,448,120	31,078,222	1,630,102	5.5%
Part Town	13,039,459	13,996,784	957,325	7.3%
Special Revenue Fund	194,053	197,500	3,447	1.8%
Fire Protection	1,903,459	1,942,241	38,782	2.0%
Street Lighting	4,234,553	4,466,570	232,017	5.5%
Commack Ambulance	1,199,632	1,403,848	204,216	17.0%
Huntington Community Ambulance	2,614,087	3,275,109	661,022	25.3%
Huntington Sewer	6,077,689	6,657,766	580,077	9.5%
Centerport Sewer	169,167	226,579	57,412	33.9%
Waste Water Disposal	1,562,764	1,862,000	299,236	19.1%
Dix Hills Water District	9,883,035	10,505,879	622,844	6.3%
Total Expenses	**$ 245,334,906**	**$ 269,737,071**	**$ 24,402,165**	**9.9%**
Unassigned Fund Balance	**$ 3,824,523**	**$ 1,275,000**	**$ (2,549,523)**	

Town of Huntington
Executive Budget Summary

The 2027 Operating Budget demonstrates the Town Board's commitment to sound financial management practices that strives to produce a structurally balanced budget in all the major funds. Conservative budgeting of mortgage tax revenue, fully funding existing labor contracts, incorporating New York State's annual pension contribution, and maintaining town services and programs at current levels are challenges of the 2027 budget.

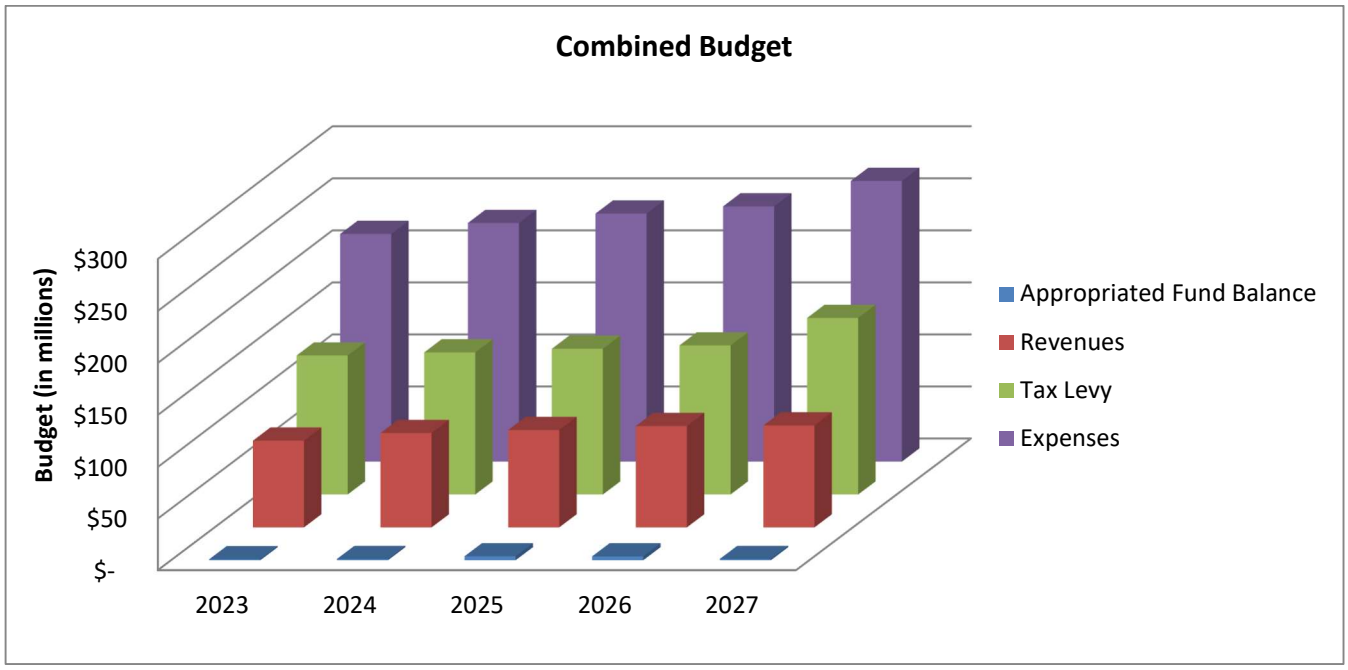

Budget Highlights

The 2027 Budget was prepared on the modified accrual basis consistent with the Town's financial statements. In summary, the key components and challenges of the 2027 Operating Budget totaling $269 million are as follows:

Financial Priorities

- Maintain Aaa bond rating.
- Maintain the current level of Town Services.
- Maintain zero fiscal stress.

Major Factors Impacting the Budget

- Funding the increase for the contractual agreement for the resource recovery plant.
- Maintaining the current level of services.
- Expanding online remote access to residents to help increase efficiency and reduce costs.

Actions

- Replace retiring full-time employees with employees at lower starting salaries.
- Mandatory employee contribution for health benefits.

Town of Huntington
Executive Budget Summary

The Property Tax Levy for the General, Highway Refuse District Funds and Part-Town Funds

The Town has various taxing districts. However, the General Fund, Highway Fund, and Refuse District Fund ("Four Major Funds") provide the majority of revenue funding services to Town residents.

The 2027 tax levy for the Four Major Funds will increase by $25.3 million or 19.94%.

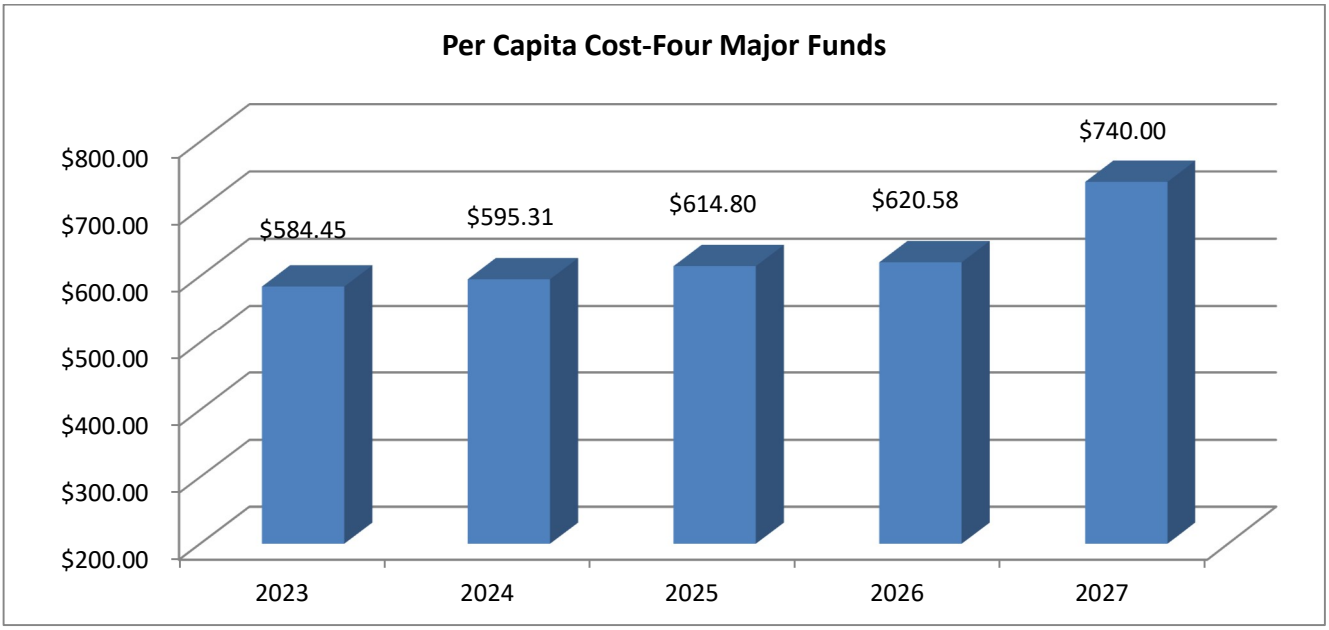

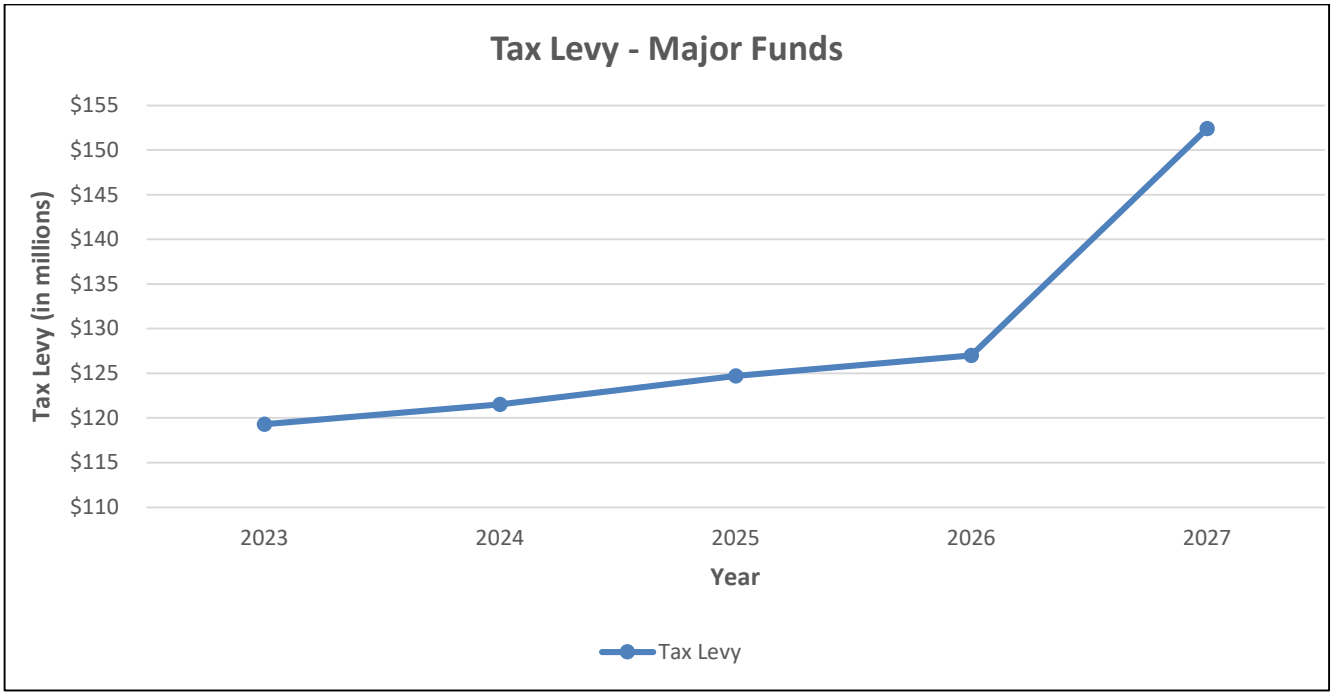

Staffing Levels

Staffing and its growth or contraction represent the single biggest influence on municipal budgets. Salaries and fringe benefits costs account for more than 50% of major fund expenditures. The Town has endeavored to balance its operational demands by providing adequate staffing levels to ensure uninterrupted services to its constituents.

The following graph shows the historical trend of the number of budgeted full-time positions:

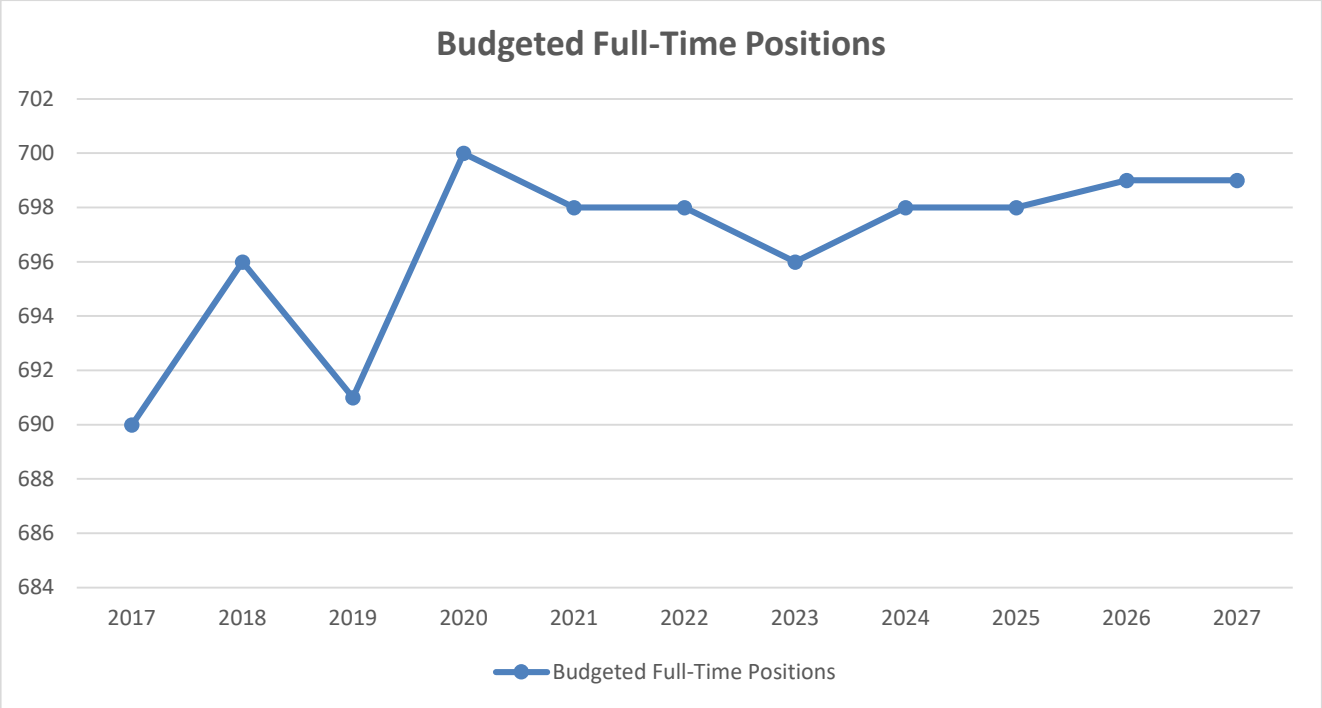

Resource Recovery Funds

The Town constructed a waste-to-energy resource recovery facility in conjunction with the Town of Smithtown. The facility, which has been operating at full capacity since 1989, was financed through the issuance of $176,550,000 in Industrial Development Bonds and refinanced in 1999. The outstanding debt on the facility was fully satisfied in 2012.

The debt service payments for the facility flowed through reserve accounts held by a third-party trustee, who was contractually required to maintain a debt service reserve in the amount of 10% of the issue. These reserve accounts, which were accumulating interest since 1989 have been depleted in connection with the satisfaction of the resource recovery debt. The Town is in the process of negotiating a two-year agreement extension contract with Reworld (formerly known as Covanta) until the year 2027.

Capital Projects and Debt Issuance

On August 18, 2026, the Town issued $23.815 million in public improvement serial bonds with a Aaa rating from Moody's Investor Services. The projects consisted of $20.84 million in various Town capital projects and $2.97million for our component water districts.

Health Insurance Increase

The Town participates in the New York State Health Insurance Program (NYSHIP) which continues to increase the premiums for its participants at rates exceeding inflation or growth in municipal revenues. This combination of large increases in excess of the mandated NYS Tax cap places enormous pressure on the ability of municipalities to maintain balanced budgets.

NYSHIP provides municipalities with an anticipated range of rate increases for the forthcoming year. The 2027 budget reflects an increase of 8.9% in health insurance costs.

Fund Balances

The Town has adopted the Governmental Accounting Standards Board (GASB) Statement No. 54, Fund Balance Reporting and Governmental Fund Type Definitions (GASB-54) that define the different types of fund balances that a governmental entity must use for financial reporting purposes.

Non-spendable: Includes amounts that cannot be spent because they are either in a non-spendable form or legally or contractually required to be maintained intact. This includes fund balance related to inventories, prepaid, long-term loans, notes receivable, and property held for resale (unless the proceeds are restricted, committed, or assigned).

Restricted: Includes amounts that can be spent only for specific purposes stipulated by constitutional provisions, enabling legislation, or external resource providers such as creditors, grantors, contributors, or laws/regulations of other governments. All of the reserves of fund balance established by the Town allowed by law meet these criteria.

Committed: Includes amounts that can be used only for the specific purposes pursuant to constraints imposed by a formal action of the Town Board, the Town's highest level of decision-making authority. These constraints can only be removed by the same formal action of the Town Board.

Unassigned: Includes the residual classification of the Town's General fund and includes all spendable amounts not contained in other classifications.

The strategic use of fund balances is a standard municipal budgeting practice for stabilizing operating budgets year-to-year. Savings achieved in good economic times are set aside in fund balances to minimize the need for tax increases during economically challenging times. The Town's Fund Balance Policy requires that all reasonable efforts be made to maintain the General Fund Balance at 10% of its operating budget.

Unassigned Fund Balance Variances

Comparative Analysis: FY 2025 and FY 2026

	Unassigned Fund Balance 12/31/2025	Estimated 2026 Closing Fund Balance	Change in Unassigned Fund Balance	% Change
General Fund	$ 30,615,103	$ 22,105,962	$ (8,509,141)	-27.8%
Highway Fund	15,109,365	11,449,436	$ (3,659,929)	-24.2%
Consolidated Refuse Fund	11,778,854	13,071,155	$ 1,292,301	11.0%
Part Town	9,324,746	7,225,659	$ (2,099,087)	-22.5%
Special Revenue Fund	-	19	$ 19	0.0%
Fire Protection	148,951	206,090	$ 57,139	38.4%
Street Lighting	5,294,352	5,454,978	$ 160,626	3.0%
Commack Ambulance	751,251	711,894	$ (39,357)	-5.2%
Huntington Comm. Ambulance	1,595,752	1,305,939	$ (289,813)	-18.2%
Huntington Sewer	1,668,279	1,370,903	$ (297,376)	-17.8%
Centerport Sewer	507,202	510,676	$ 3,474	0.7%
Waste Water Disposal	679,590	108,777	$ (570,813)	-84.0%
Dix Hills Water District	5,171,777	6,572,808	$ 1,401,031	27.1%
	$ 82,645,222	**$ 70,094,296**	**$ (12,550,926)**	-15.2%

Long Range Financial Plan

The Town is in good financial standing and has utilized fund balances and conservative budgeting practices, implementation of cost-cutting methods, deferred capital projects, and reallocated available resources. We will continue to employ these strategies in the future, while at the same time working towards our strategic goals. We monitor our budgets continuously to identify significant variances and make budget amendments as necessary.

The Town's long-term plan is to minimize the use of fund balances and increase reserves for future use. This will be done by increasing the tax levy and revenues to offset increases in utilities, pension costs, and contractual increases. In addition, the Town will be reducing its costs by running more efficiently without reducing services.

Town of Huntington
Executive Budget Summary

Five Year Financial Forecast

Revenues and Debt Proceeds	**2027**	**2028**	**2029**	**2030**	**2031**
Property Taxes	$ 170,378,874	$ 174,638,346	$ 179,004,305	$ 183,479,413	$ 188,066,398
Other real property tax items	2,171,458	2,171,458	2,171,458	2,171,458	2,171,458
Non-property items	3,994,701	3,994,701	3,994,701	3,994,701	3,994,701
Departmental Income	52,921,175	54,244,204	55,600,309	56,990,317	58,415,075
Intergovernmental charges	199,250	204,231	209,337	214,570	219,934
Use of money and property	7,365,000	7,549,125	7,737,853	7,931,299	8,129,581
Licenses and Permits	2,267,000	2,323,675	2,381,767	2,441,311	2,502,344
Fines and Forfeitures	1,335,000	1,368,375	1,402,584	1,437,649	1,473,590
Sale of Property and compensation for loss	4,184,212	4,288,817	4,396,037	4,505,938	4,618,586
Miscellaneous	3,240,606	3,321,621	3,404,662	3,489,779	3,577,023
State Aid	14,262,763	14,000,000	14,000,000	14,000,000	14,000,000
Federal Aid	358,000	500,000	500,000	500,000	500,000
Interfund Revenues	5,784,032	5,928,633	6,076,849	6,228,770	6,384,489
Appropriated Fund Balance	1,275,000	1,947,312	2,512,648	3,092,117	3,686,075
	$ 269,737,071	**$ 276,480,498**	**$ 283,392,510**	**$ 290,477,322**	**$ 297,739,254**
Expenditures					
Salary and Wages	77,152,803	79,081,623	81,058,664	83,085,131	85,162,259
Employee benefits and taxes	66,449,364	68,110,598	69,813,363	71,558,697	73,347,664
Contractual, Materials, & Supplies	98,337,187	100,795,617	103,315,507	105,898,395	108,545,855
Debt Principal	11,559,000	11,847,975	12,144,174	12,447,778	12,758,972
Debt Interest	4,429,000	4,539,725	4,653,218	4,769,548	4,888,787
Equipment	6,025,685	6,176,327	6,330,735	6,489,003	6,651,228
Interfund Transfers	5,784,032	5,928,633	6,076,849	6,228,770	6,384,489
	$ 269,737,071	**$ 276,480,498**	**$ 283,392,510**	**$ 290,477,322**	**$ 297,739,254**

* Salaries and contractual expenditures reflect increases due to Consumer Price Index. Property taxes reflect increases allowable under New York State Real Property Tax Cap.

Fund Summaries

General Fund

The General Fund is made up of services that are provided to all Town residents. They include Administrative, Assessment, Tax Collection, Town Clerk, Engineering Services, General Services, Open Space, Maritime Services, Public Safety, Bus Operations, Parks and Recreation Department, Human Services, Waste Management Administration, and Youth Services.

The 2027 General Fund Budget is balanced. The budget total is approximately $143.9 million including Environmental Open Space. This is an increase of $13 million or 9.9% from the 2026 Budget.

The General Fund has a few recurring sources of revenue, including the Property Tax, the Town's share of Mortgage Tax proceeds and Interest on Investment, and Fees charged by certain Town departments for services. Fees are reviewed annually based on the cost of delivery and comparison with fees charged by neighboring Towns.

Property Taxes account for $72.4 million or 50% of the revenue in the General Fund. The 2027 budget for General Fund revenues also includes slight increases in various departmental fees.

Town of Huntington
Executive Budget Summary

The 2027 budget for General Fund expenses is $143.9 million. The most significant pressures on the General Fund budget include increases in the cost of contractual obligations with the resource recovery plant and contractual increases in employee compensation. Together, these expenses account for the majority of the increase in the General Fund Budget.

Highway

The Highway Fund is used for the maintenance and repair of over 800 miles of streets, roads, right-of-ways, and drainage systems in the unincorporated areas of Town (those not located in one of Huntington's four villages).

The 2027 Highway Budget is balanced. The budget total is approximately $50 million. This is an increase of 10.8% from the 2026 Budget.

Property Taxes account for $45.5 million or approximately 91.1% of the Highway fund revenue. Other budgeted revenue in the Highway budget is $4.5 million, of which $1.7 million is State Aid.

Consolidated Refuse District

The Consolidated Refuse District provides sanitation, recycling, and yard-waste collection for residents that do not live in a village.

The 2027 Consolidated Refuse District Budget is balanced. The Budget total is $31.1 million. This is an increase of $1.6 million or 5.5% from the 2026 Budget.

Property Taxes account for $30.1 million or approximately 96.8% of the revenue in the fund. Other budgeted revenue in the Consolidated Refuse District is $1.01 million.

Part Town

The Part Town Fund is made up of services that are provided to Town residents who reside outside of the town's four incorporated villages, including Transportation and Traffic Safety, Fire Prevention Services, Zoning and Building Inspections, and Planning.

Total expenses in the Part Town Fund are $14 million, an increase of 7.3% from the 2026 Budget.

Property Taxes account for $4.3 million or approximately 30.7% of the Part Town fund revenue. Other budgeted revenue in the Part Town Fund is $9.71 million, of which the Building Department fees of $5.5 million represent 39.3% of the total revenue.

Special Funds

All other Funds, including the Special Revenue Funds, Fire Protection, Street Lighting, Commack Ambulance, Huntington Community Ambulance, Huntington Sewer, Centerport Sewer, Waste Water Disposal, and the Dix Hills Water District, are considered special funds.

The 2027 Special Funds appropriations total $30.5 million, which reflects a $2.7 million increase from the 2026 Budget.

Property taxes for Special Funds amount to $17.6 million, which reflects an increase of $1.1 million from the 2026 Budget. Other budgeted revenue in the Special Funds is $13 million which reflects a $2.21 million increase from the 2026 Budget.

Financial Summaries

Town of Huntington
2027 Budget
Appropriations and Revenue Summary

Fund	Fund Name	Appropriations	Revenues	Appropriated Fund Balance
A	General Fund	$ 143,919,333	$ 71,476,702	$ -
B	Part Town	13,996,784	9,231,500	475,000
DB	Highway Fund	50,030,240	4,474,100	-
SR	Consolidated Refuse Fund	31,078,222	1,006,909	-
		$ 239,024,579	**$ 86,189,211**	**$ 475,000**
C	Board of Trustees	$ 175,000	175,000	$ -
CB	Business Improvement Districts	197,500	-	-
SF1	Fire Protection	1,942,241	28,000	-
SL	Street Lighting	4,466,570	309,000	200,000
SM1	Commack Ambulance	1,403,848	952,567	-
SM2	Huntington Comm. Ambulance	3,275,109	2,833,462	-
SS1	Huntington Sewer	6,657,766	867,201	
SS2	Centerport Sewer	226,579	16,000	-
SS3	Waste Water Disposal	1,862,000	1,562,000	300,000
SW1	Dix Hills Water District	10,505,879	5,587,756	300,000
		$ 30,712,492	**$ 12,330,986**	**$ 800,000**
	Grand Total All Funds	**$ 269,737,071**	**$ 98,520,197**	**$ 1,275,000**

Town of Huntington
2027 Budget
Appropriations and Revenue Summary

Fund	Fund Name	2027 Tax Levy	2026 Tax Levy	Percent Change in Tax Levy
A	General Fund	$ 72,442,631	$ 56,285,393	28.71%
B	Part Town	4,290,284	3,368,766	27.35%
DB	Highway Fund	45,556,140	39,315,323	15.87%
SR	Consolidated Refuse Fund	30,071,313	28,066,211	7.14%
		$ 152,360,368	**$ 127,035,693**	
C	Board of Trustees	$ -	$ -	0.00%
CB	Business Improvement Districts	197,500	194,048	1.78%
SF1	Fire Protection	1,914,241	1,875,459	2.07%
SL	Street Lighting	3,957,570	3,750,057	5.53%
SM1	Commack Ambulance	451,281	442,432	2.00%
SM2	Huntington Comm. Ambulance	441,647	433,164	1.96%
SS1	Huntington Sewer	5,790,565	5,200,488	11.35%
SS2	Centerport Sewer	210,579	168,167	25.22%
SS3	Waste Water Disposal	-	-	0.00%
SW1	Dix Hills Water District	4,618,123	4,444,479	3.91%
		$ 17,581,506	**$ 16,508,294**	
	Grand Total All Funds	**$ 169,941,874**	**$ 143,543,987**	**18.39%**

Town of Huntington
Combined Annual Budgets - All Funds by Function
For Fiscal Years Ending December 31, 2027

	Actual 2025	Revised 2026	Projected 2026	Budget 2027
Funding Sources:				
Program revenue and debt proceeds:				
General Government	$ 26,300,400	$ 24,249,145	$ 23,223,343	$ 23,007,781
Public Safety	3,573,519	3,270,000	3,119,349	2,820,000
Health	689,132	676,988	611,988	659,957
Transportation	7,069,229	6,367,965	7,283,440	3,431,500
Economic Assistance and Opportunity	964,092	876,800	839,500	766,800
Culture and Recreation	8,788,782	9,848,720	8,708,975	9,175,532
Home and Community Services	35,332,484	36,431,796	33,982,011	37,252,750
Interfund Service Charges	9,816,502	16,189,470	16,201,414	5,844,050
Unallocated Revenue	162,149,915	156,929,984	159,025,181	185,503,701
Appropriated Fund Balance	-	11,749,681	12,054,126	1,275,000
Total Funding Sources	**$ 254,684,055**	**$ 266,590,549**	**$ 265,049,327**	**$ 269,737,071**
Funding Uses:				
Program Expenditures:				
General Government	$ 51,438,335	$ 55,517,080	$ 55,822,242	$ 60,037,140
Public Safety	15,433,618	16,537,527	16,526,924	17,556,798
Health	5,131,656	5,235,328	5,155,007	5,674,067
Transportation	51,029,567	56,987,419	56,599,162	57,325,097
Economic Assistance and Opportunity	3,673,367	4,029,126	3,951,600	4,122,578
Culture and Recreation	18,045,070	19,602,928	19,532,820	20,390,454
Home and Community Services	72,049,855	76,204,768	75,841,191	82,858,905
Debt Service Transfers	13,987,161	15,154,500	14,354,500	15,988,000
Interfund Transfers	23,056,509	17,682,052	17,165,301	5,784,032
Total Funding Uses	**$ 253,845,138**	**$ 266,950,728**	**$ 264,948,747**	**$ 269,737,071**

1. The 2026 revised budget includes prior year encumbrances funded by the Reserve for Encumbrances.

Town of Huntington
Combined Annual Budgets - All Funds by Function
For Fiscal Years Ending December 31, 2027

2027 PROGRAM REVENUE

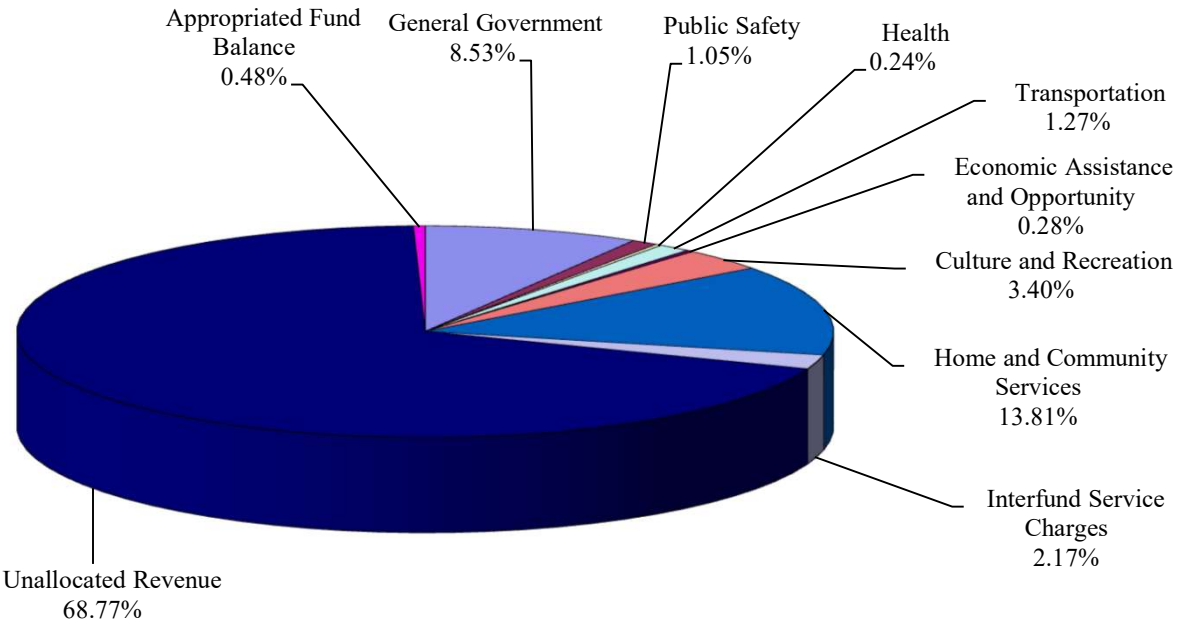

2027 PROGRAM EXPENDITURES

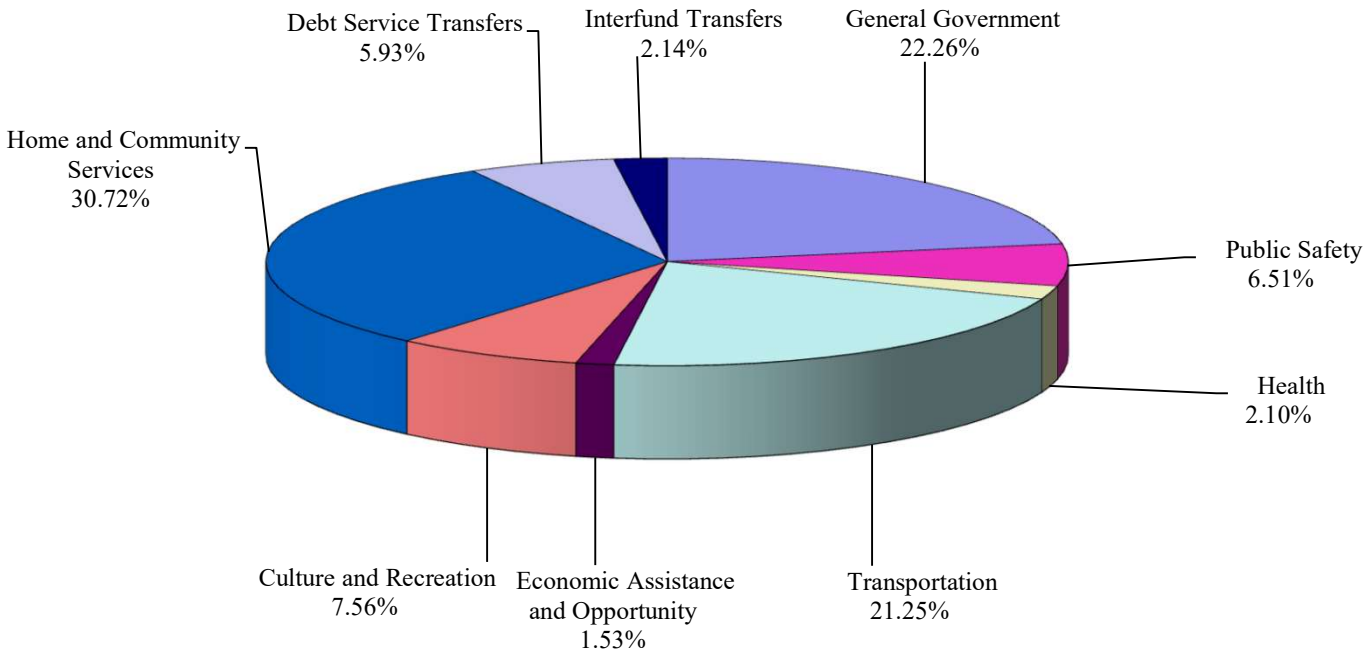

Town of Huntington
Combined Annual Budgets-By Object and Source
For Fiscal Years Ending December 31, 2027

	Actual 2025	Revised 2026	Projected 2026	Budget 2027
Funding Sources:				
Revenues and debt proceeds:				
Property Taxes	$ 140,892,472	$ 143,873,986	$ 143,931,406	$ 170,378,874
Other real property tax items	578,989	455,725	511,205	2,171,458
Non-property tax items	4,478,971	4,744,701	4,744,701	3,994,701
Departmental Income	53,986,923	52,921,375	50,341,966	52,921,175
Intergovernmental charges	282,368	199,250	461,025	199,250
Use of money and property	11,039,294	7,845,425	8,781,250	7,365,000
Licenses and Permits	2,435,824	2,411,297	1,608,439	2,267,000
Fines and Forfeitures	1,909,424	1,585,000	1,502,349	1,335,000
Sale of property and compensation for loss	7,901,638	3,659,229	4,409,283	4,184,212
Miscellaneous	3,701,766	3,292,028	3,254,365	3,240,606
State Aid	17,027,681	17,233,395	16,977,760	14,262,763
Federal Aid	646,687	490,000	342,000	358,000
Interfund Revenues	9,802,018	16,129,452	16,129,452	5,784,032
Appropriated Fund Balance	-	11,549,686	12,054,126	1,275,000
Total Funding Sources	**$ 254,684,055**	**$ 266,390,549**	**$ 265,049,327**	**$ 269,737,071**
Funding Uses:				
Expenditures:				
Salary and wages	$ 70,776,629	$ 74,540,879	$ 76,596,820	$ 77,152,803
Employee benefits and taxes	54,323,467	59,349,516	59,317,850	66,449,364
Contractual, Materials and Supplies	84,590,214	91,351,510	90,463,831	98,337,187
Debt Principal	10,415,437	11,293,000	10,493,000	11,559,000
Debt Interest	3,571,724	3,861,500	3,861,500	4,429,000
Equipment	7,111,158	8,872,271	7,050,445	6,025,685
Interfund Transfers	23,056,509	17,682,052	17,165,301	5,784,032
Total Funding Uses	**$ 253,845,138**	**$ 266,950,728**	**$ 264,948,747**	**$ 269,737,071**

1. The 2026 revised budget includes prior year encumbrances funded by the Reserve for Encumbrances.

Town of Huntington
Combined Annual Budgets-By Object and Source
For Fiscal Years Ending December 31, 2027

2027 REVENUE BY SOURCE

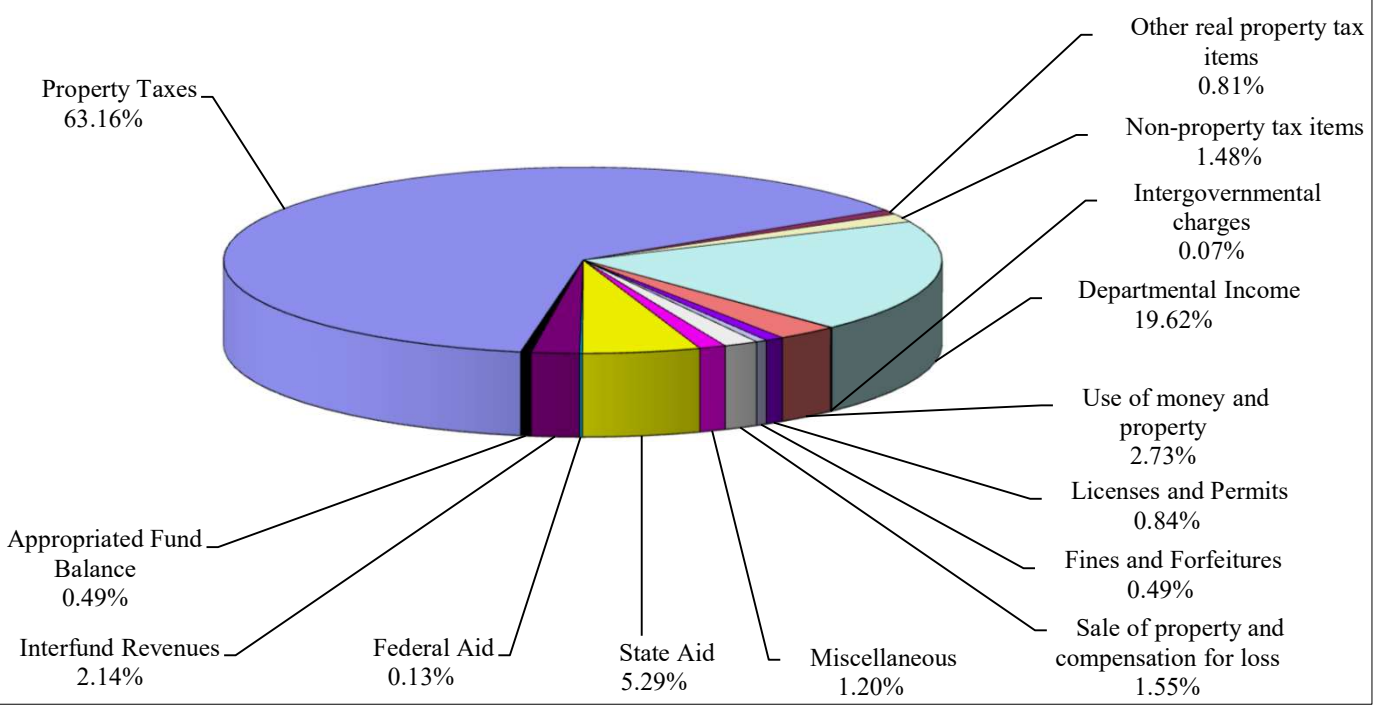

2027 EXPENDITURES BY OBJECT

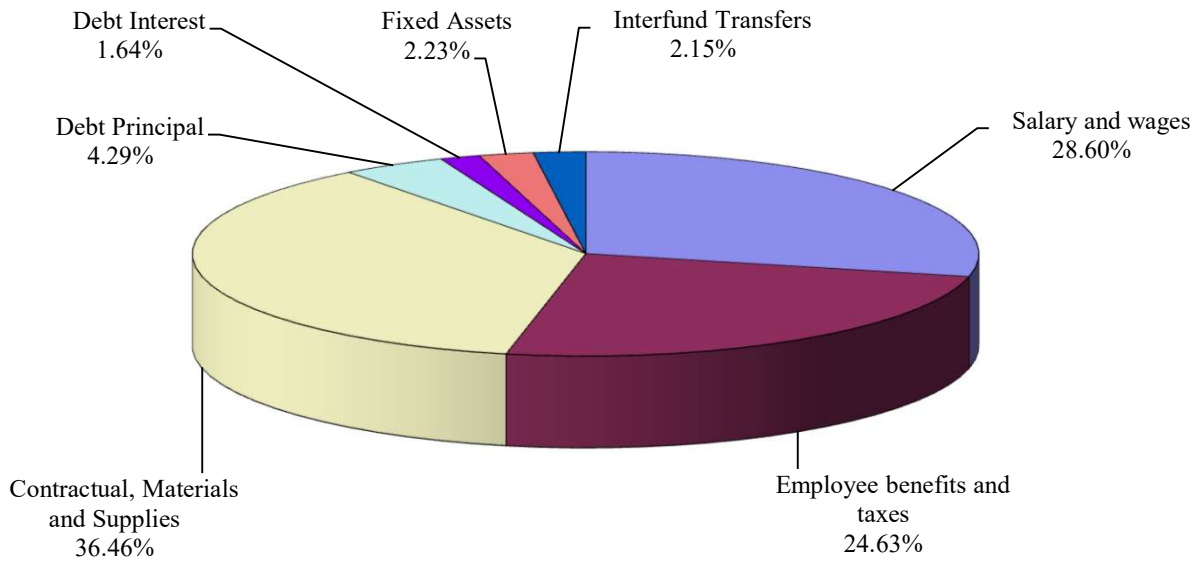

Town of Huntington
Combining Annual Budgets-All Funds by Function
For Fiscal Years Ending December 31, 2027

	General Fund	Part Town Fund	Consolidated Refuse Fund	Highway Fund
Funding Sources:				
Program revenue and debt proceeds:				
General Government	$ 16,712,781	$ 6,242,000	$ -	$ -
Public Safety	2,195,000	625,000	-	-
Health	344,957	250,000	-	-
Transportation	1,517,500	-	-	1,914,000
Economic Assistance and Opportunity	766,800	-	-	-
Culture and Recreation	9,175,532	-	-	-
Home and Community Services	28,787,500	1,448,000	195,250	-
Interfund Service Charges	5,784,032	-	60,018	-
Unallocated Revenue	78,810,231	4,956,784	30,822,954	48,116,240
Appropriated Fund Balance	-	475,000	-	-
Total Funding Sources	**$ 144,094,333**	**$ 13,996,784**	**$ 31,078,222**	**$ 50,030,240**
Funding Uses:				
Program Expenditures:				
General Government	$ 54,431,765	$ 4,612,522	$ 246,333	$ 509,220
Public Safety	11,007,212	4,720,645	-	-
Health	1,020,430	268,566	-	-
Transportation	10,704,664	-	-	42,721,020
Economic Assistance and Opportunity	4,122,578	-	-	-
Culture and Recreation	20,390,454	-	-	-
Home and Community Services	36,866,730	4,017,051	28,250,100	-
Debt Service Transfers	5,500,000	378,000	180,000	6,800,000
Interfund Transfers	50,500	-	2,401,789	-
Total Funding Uses	**$ 144,094,333**	**$ 13,996,784**	**$ 31,078,222**	**$ 50,030,240**

Town of Huntington
Combining Annual Budgets-All Funds by Function
For Fiscal Years Ending December 31, 2027

	Total Major Funds	Special Revenue Funds	Total All Funds
Funding Sources:			
Program revenue and debt proceeds:			
General Government	$ 22,954,781	$ 53,000	$ 23,007,781
Public Safety	2,820,000	-	2,820,000
Health	594,957	65,000	659,957
Transportation	3,431,500	-	3,431,500
Economic Assistance and Opportunity	766,800	-	766,800
Culture and Recreation	9,175,532	-	9,175,532
Home and Community Services	30,430,750	6,822,000	37,252,750
Interfund Service Charges	5,844,050	-	5,844,050
Unallocated Revenue	162,706,209	22,797,492	185,503,701
Appropriated Fund Balance	475,000	800,000	1,275,000
Total Funding Sources	**$ 239,199,579**	**$ 30,537,492**	**$ 269,737,071**
Funding Uses:			
Program Expenditures:			
General Government	$ 59,799,840	$ 237,300	$ 60,037,140
Public Safety	15,727,857	1,828,941	17,556,798
Health	1,288,996	4,385,071	5,674,067
Transportation	53,425,684	3,899,413	57,325,097
Economic Assistance and Opportunity	4,122,578	-	4,122,578
Culture and Recreation	20,390,454	-	20,390,454
Home and Community Services	69,133,881	13,725,024	82,858,905
Debt Service Transfers	12,858,000	3,130,000	15,988,000
Interfund Transfers	2,452,289	3,331,743	5,784,032
Total Funding Uses	**$ 239,199,579**	**$ 30,537,492**	**$ 269,737,071**

Town of Huntington
Combining Annual Budgets-By Object and Source
For Fiscal Years Ending December 31, 2027

	General Fund	Part Town Fund	Consolidated Refuse District	Highway Fund
Funding Sources:				
Revenues and debt proceeds:				
Property Taxes	$ 72,522,631	$ 4,290,284	$ 30,071,313	$ 45,556,140
Other real property tax items	1,255,000	66,000	1,641	750,000
Non-property tax items	3,850,000	-	-	-
Departmental Income	38,927,425	7,590,500	6,000	-
Intergovernmental charges	120,000	-	14,250	-
Use of money and property	4,025,000	225,000	600,000	1,250,000
Licenses and Permits	1,017,000	1,050,000	-	200,000
Fines and Forfeitures	1,335,000	-	-	-
Sale of property and compensation for loss	333,500	-	175,000	18,000
Miscellaneous	2,095,000	300,000	150,000	550,100
State Aid	12,471,745	-	60,018	1,706,000
Federal Aid	358,000	-	-	-
Interfund Revenues	5,784,032	-	-	-
Appropriated Fund Balance	-	475,000	-	-
Total Funding Sources	**$ 144,094,333**	**$ 13,996,784**	**$ 31,078,222**	**$ 50,030,240**
Funding Uses:				
Expenditures:				
Salary and wages	$ 44,853,098	$ 6,580,415	$ 4,754,100	$ 16,530,200
Employee benefits and taxes	34,530,854	6,079,886	5,471,280	15,378,300
Contractual, Materials and Supplies	56,765,046	936,233	18,270,353	8,697,740
Debt Principal	4,000,000	300,000	146,000	5,000,000
Debt Interest	1,500,000	78,000	34,000	1,800,000
Equipment	2,394,835	22,250	700	2,624,000
Interfund Transfers	50,500	-	2,401,789	-
Total Funding Uses	**$ 144,094,333**	**$ 13,996,784**	**$ 31,078,222**	**$ 50,030,240**

Town of Huntington
Combining Annual Budgets-By Object and Source
For Fiscal Years Ending December 31, 2027

	Total Major Funds	Special Revenue Funds	Total All Funds
Funding Sources:			
Revenues and debt proceeds:			
Property Taxes	$ 152,440,368	$ 17,938,506	$ 170,378,874
Other real property tax items	2,072,641	98,817	2,171,458
Non-property tax items	3,850,000	144,701	3,994,701
Departmental Income	46,523,925	6,397,250	52,921,175
Intergovernmental charges	134,250	65,000	199,250
Use of money and property	6,100,000	1,265,000	7,365,000
Licenses and Permits	2,267,000	-	2,267,000
Fines and Forfeitures	1,335,000	-	1,335,000
Sale of property and compensation for loss	526,500	3,657,712	4,184,212
Miscellaneous	3,095,100	145,506	3,240,606
State Aid	14,237,763	25,000	14,262,763
Federal Aid	358,000	-	358,000
Interfund Revenues	5,784,032	-	5,784,032
Appropriated Fund Balance	475,000	800,000	1,275,000
Total Funding Sources	**$ 239,199,579**	**$ 30,537,492**	**$ 269,737,071**
Funding Uses:			
Expenditures:			
Salary and wages	$ 72,717,813	$ 4,434,990	$ 77,152,803
Employee benefits and taxes	61,460,320	4,989,044	66,449,364
Contractual, Materials and Supplies	84,669,372	13,667,815	98,337,187
Debt Principal	9,446,000	2,113,000	11,559,000
Debt Interest	3,412,000	1,017,000	4,429,000
Equipment	5,041,785	983,900	6,025,685
Interfund Transfers	2,452,289	3,331,743	5,784,032
Total Funding Uses	**$ 239,199,579**	**$ 30,537,492**	**$ 269,737,071**

Town of Huntington
2027 Budget
Fund Balance Summary

Fund Code	Fund Name	2025 Ending Unappropriated Fund Balance	Estimated 2026 Expenditures	Estimated 2026 Revenues	Appropriated Fund Balance *	Estimated 2026 Closing Fund Balance
A	General Fund	$ 30,615,103	$ 139,255,962	$ 135,478,827	$ 4,732,006	$ 22,105,962
DB	Highway Fund	15,109,365	55,757,332	57,160,903	5,063,500	11,449,436
SR	Consolidated Refuse Fund	11,778,854	27,884,380	29,751,681	575,000	13,071,155
B	Part Town	9,324,746	13,447,212	12,073,125	725,000	7,225,659
	Sub-total Major Funds:	**$ 66,828,068**	**$ 236,344,886**	**$ 234,464,536**	**$ 11,095,506**	**$ 53,852,212**
CB	Business Improvement Districts	$ -	$ 194,053	$ 194,072	$ -	$ 19
SF1	Fire Protection	148,951	1,919,407	1,976,546	-	206,090
SL	Street Lighting	5,294,352	3,849,203	4,259,829	250,000	5,454,978
SM1	Commack Ambulance	751,251	1,199,632	1,160,275	-	711,894
SM2	Huntington Comm. Ambulance	1,595,752	2,933,766	3,043,953	400,000	1,305,939
SS1	Huntington Sewer	1,668,279	6,393,229	6,208,353	112,500	1,370,903
SS2	Centerport Sewer	507,202	180,694	184,168	-	510,676
SS3	Waste Water Disposal	679,590	1,594,938	1,024,125	-	108,777
SW1	Dix Hills Water District	5,171,777	10,338,939	12,533,470	793,500	6,572,808
	Sub-total Special Districts:	**$ 15,817,154**	**$ 28,603,861**	**$ 30,584,791**	**$ 1,556,000**	**$ 16,242,084**
	Grand Total All Funds	**$ 82,645,222**	**$ 264,948,747**	**$ 265,049,327**	**$ 12,651,506**	**$ 70,094,296**

* Includes 2026 appropriations during the fiscal year.
** The Board of Trustees Fund is combined with the General Fund in compliance with GASB 54.

Town of Huntington
Revenue Definitions and Forecast Methodology

The purpose of providing the methods for forecasting revenues is to validate the forecast over time and to utilize the information in making future forecasts. The following assumptions and methods were used to formulate the revenues in the 2027 Budget:

Revenue Source	Definition	Forecast Methodology
Property Taxes-Ad valorem	Property Tax is based on the value of real property. The assessed value of each parcel, less exemptions, is the taxable value. Ad valorem property taxes are based on the taxable value	Property taxes are calculated by multiplying the taxable value (tax roll) of all properties in the Town by the rate of taxation or rate per $1,000 of assessed valuation
Departmental Income	Income generated by each department's operations that are not fee or fine-based	Historical trend analysis adjusted for any rate increases
Mortgage Tax Revenue	New York State imposes a tax on the privilege of recording a mortgage on real property located within the state, a portion of which is provided to local governments	Historical trend analysis based on housing sale trends
Interest and Earnings	Revenue derived from the investment of cash balances. The Town maximizes cash flow whenever possible to generate interest earnings	Historical trend analysis adjusted for rate changes
Licenses and Permits	Building and engineering permits, animal licenses, bingo permits, parking permits, mooring permits, filming permits, GIS fees, accessory apartment permits, and sign permits	Historical trend analysis
Fines and Forfeitures	Settlement of cases taken to court	Historical trend analysis
Miscellaneous	Revenues that do not fit into any one of the other revenue categories and includes sale of property	Historical trend analysis
Federal and State Aid	Funding provided by the Federal and State governments based on allocations for bus operations, youth services, energy efficiency programs, nutrition programs	Historical trend analysis adjusted for any Federal/State funding allocation modifications
Interfund Revenues	Allocation of common costs	Allocation of common costs based on the 2027 budget costs

Town of Huntington
Major 2027 Revenue Sources

The Town of Huntington's primary source of revenue is the local real property tax. Charges and fees assessed by town departments are a distant second. Other sources include the mortgage tax, franchise revenue, state aid, federal aid, and interest revenue. In 2027, the total budgeted revenue for all funds is $269,737,071, which includes the use of fund and reserve balances and transfers between funds. All funds are balanced. Therefore, total revenues equal total expenses.

Funding Sources	2025 Actual	2026 Modified Budget	2026 Projected	2027 Budget	% of Revenue	% Change 2027 vs. 2026
Property Tax	$ 140,892,472	$ 143,873,986	$ 143,931,406	$ 170,378,874	63.16%	18.42%
Real Property Tax Items	578,989	455,725	511,205	2,171,458	0.81%	376.48%
Non-Property Tax Items	4,478,971	4,744,701	4,744,701	3,994,701	1.48%	-15.81%
Departmental Income	53,986,923	52,921,375	50,341,966	52,921,175	19.62%	0.00%
Intergovernmental Charges	282,368	199,250	461,025	199,250	0.07%	0.00%
Use of Money and Property	11,039,294	7,845,425	8,781,250	7,365,000	2.73%	-6.12%
Licences and Permits	2,435,824	2,411,297	1,608,439	2,267,000	0.84%	-5.98%
Fines and Forfeitures	1,909,424	1,585,000	1,502,349	1,335,000	0.49%	-15.77%
Sale of Property/Compensation	7,901,638	3,659,229	4,409,283	4,184,212	1.55%	14.35%
Miscellaneous	3,701,766	3,292,028	3,254,365	3,240,606	1.20%	-1.56%
Federal and State Aid	17,674,368	17,723,395	17,319,760	14,620,763	5.42%	-17.51%
Interfund Revenues	9,802,018	16,129,452	16,129,452	5,784,032	2.14%	-64.14%
Appropriated Fund Balance	-	11,549,686	12,054,126	1,275,000	0.47%	-88.96%
Total Funding Sources	**$ 254,684,055**	**$ 266,390,549**	**$ 265,049,327**	**$ 269,737,071**	**99.98%**	**1.26%**

Property Tax

The property tax is the largest and most important revenue source for the Town. As the default revenue source, it must cover all expenses that cannot be funded by other sources. Property taxes are a function of the Town's revenue needs, assessed values of properties within the Town, and the equalization rate set by New York State.

The Town Assessor determines the value of each parcel of taxable real property within the town. The total value of all the taxable properties (minus exemptions) becomes the tax base from which the revenue required by the Town must be obtained. The tax rate is calculated by dividing the revenue required by the total assessed valuation of all taxable properties. Each owner is taxed based on their proportion of the total tax base.

Town of Huntington
Major 2027 Revenue Sources

Year Ended	Total Net Assessed Value	State Equalization Rate	Full Valuation
2026	304,724,467	0.45%	67,716,548,222
2025	308,926,977	0.49%	63,046,321,837
2024	314,041,349	0.55%	57,098,427,091
2023	315,376,253	0.64%	49,277,539,531
2022	317,063,143	0.74%	42,846,370,676
2021	320,597,772	0.74%	43,324,023,243
2020	322,829,176	0.76%	42,477,523,158
2019	323,533,437	0.80%	40,441,679,625
2018	323,515,483	0.84%	38,513,747,976
2017	324,025,888	0.85%	38,120,692,706

Property tax revenue in **2027** is budgeted at **$169.9** million for all taxing districts and represents 63% of Town operating revenues. The **2026** property tax revenue was **$143.5** million and represented 59.42% of the operating revenues for all taxing districts. This increase in tax revenue is a result of raising taxes to offset the increase in contractual commitments.

The Town typically collects approximately 97% of the tax levy. It is important to note, however, that all uncollected taxes become the responsibility of Suffolk County. The Town is guaranteed 100% of the tax revenue and, therefore, is not required to budget for uncollectible tax revenue. Town taxes, in fact, comprise about 8% of the average resident's property tax bill.

Town of Huntington
Major 2027 Revenue Sources

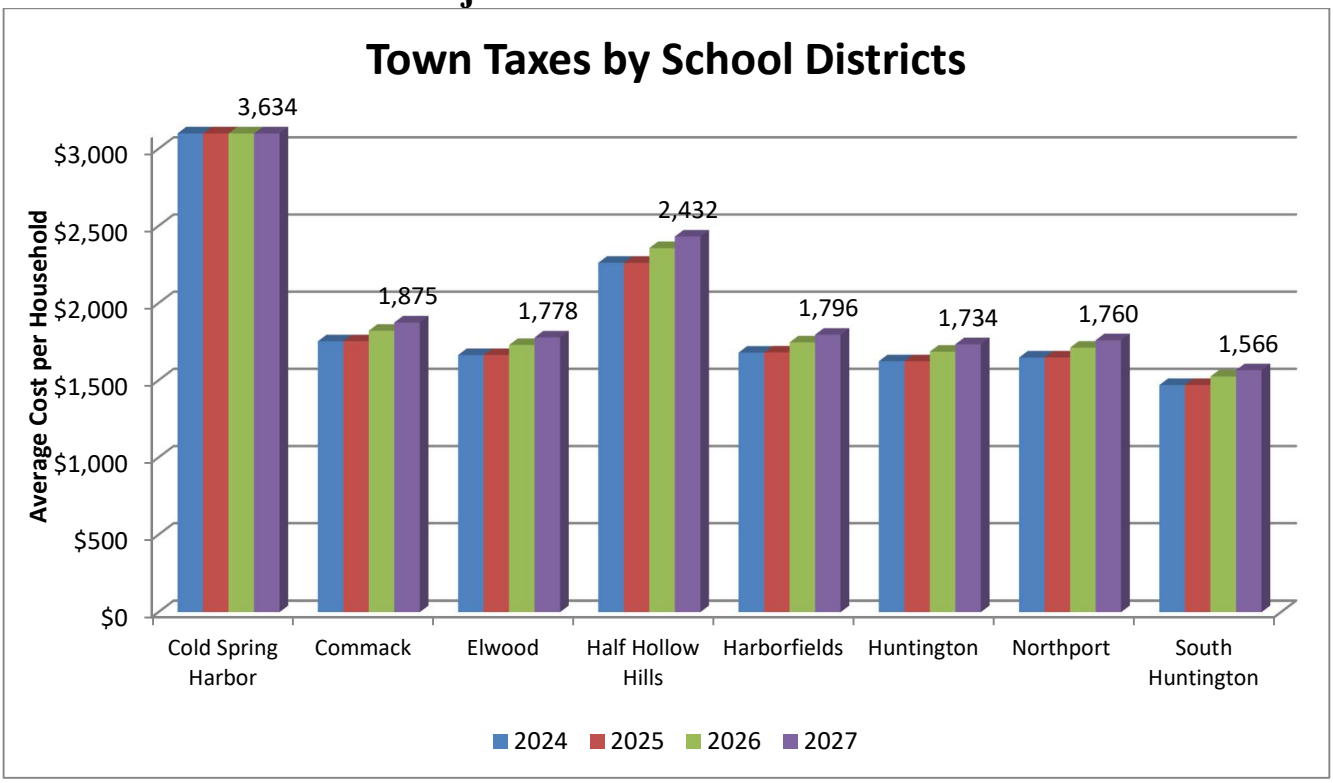

Town of Huntington
Major 2027 Revenue Sources

Four Major Funds *(General Fund, Highway, Refuse District, and Part Town)*

The 2027 property tax revenue for the four major funds comprises **$152.4** million, or 56.5% of the total Town revenue. This is an increase of **$25.4** million or 20% compared to the 2026 property tax revenue of **$127** million, which is a result of contractual increases.

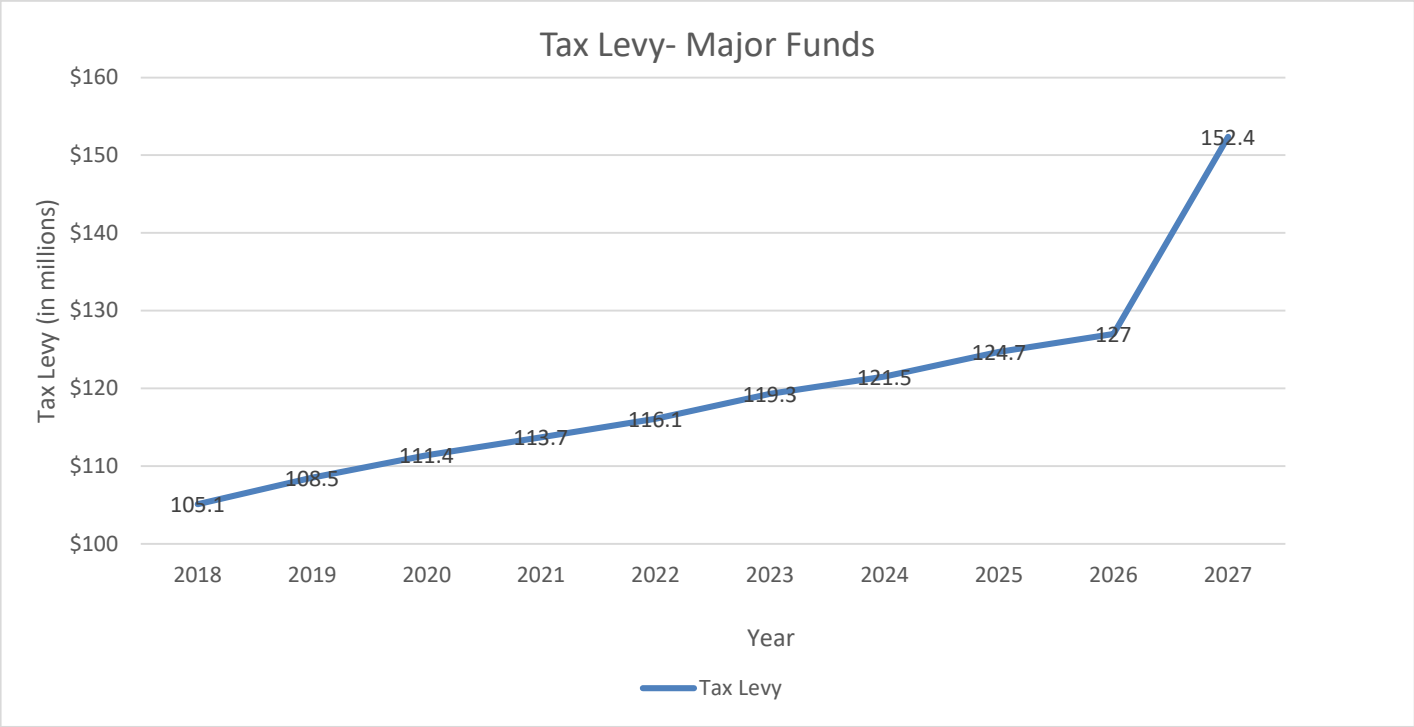

The Tax rates for these four funds affect all Town residents. The tax rate for the General Fund, the Highway Fund, and the Part Town Fund is calculated based on the assessed value of the property, while the Refuse District residents pay an assessment calculated by dividing the tax revenue needed by the number of households in the district.

Town of Huntington
Major 2027 Revenue Sources

The following is a historical analysis of the budgeted combined tax rates for a home that has an average assessed value of $3,825 or a market value of $980,769.

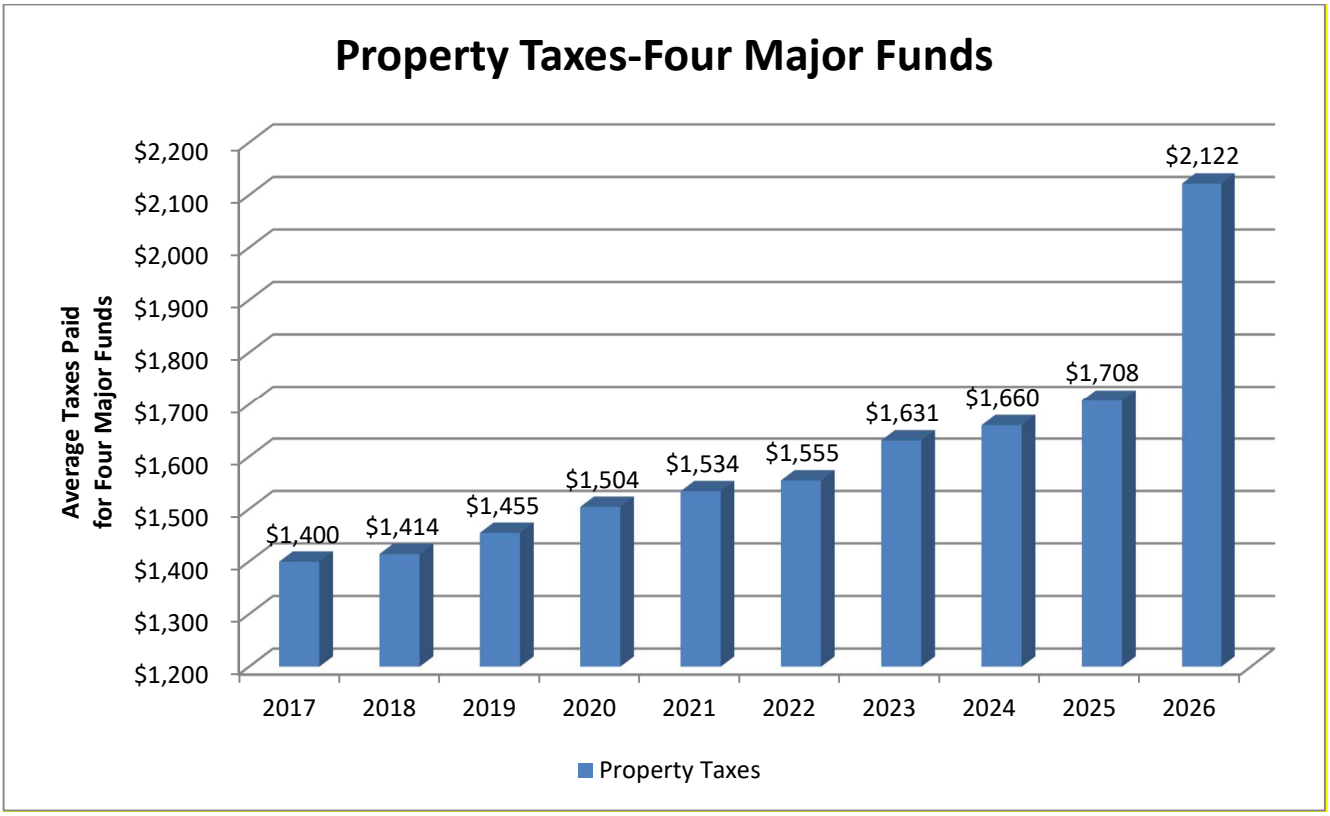

Special Revenue Funds

The 2027 property tax revenue for the Special Revenue funds combined comprises **$17.58** million, or 6.5% of the total Town revenue. This is an increase of **$1.1** million compared to the **$16.5** million in 2026 property tax revenue.

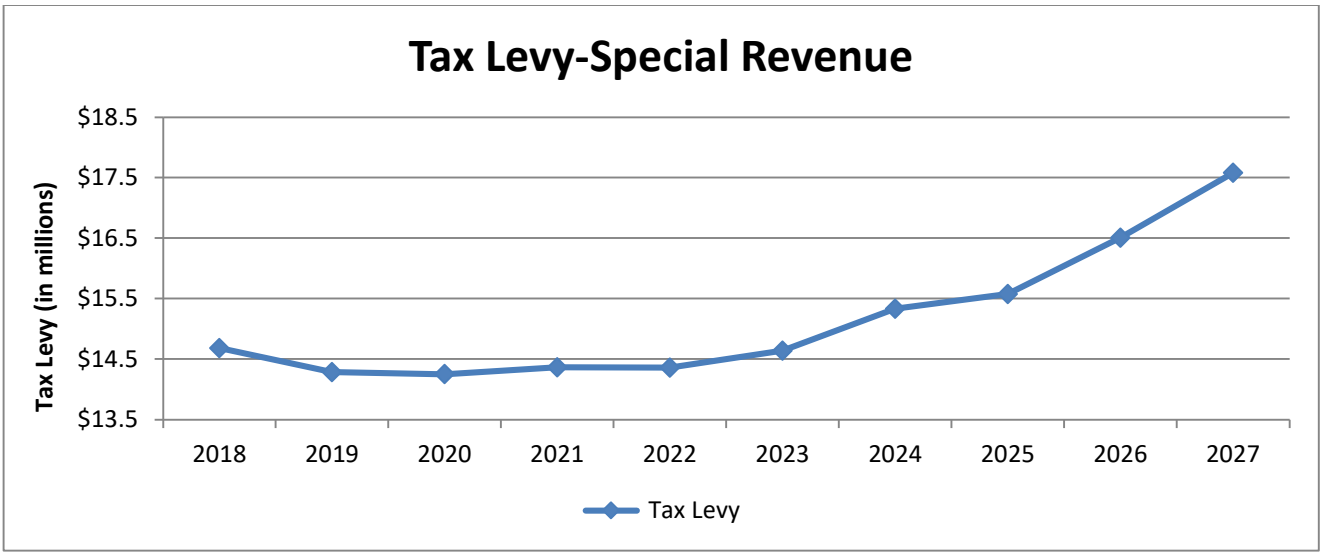

Town of Huntington
Major 2027 Revenue Sources

Departmental Income

The 2027 departmental income for the Town consists of various fees for recreation programs, senior programs, adult education programs, and revenue generated by the Town's resource recovery plant.

Departmental revenue of **$52.9** million for 2027 accounts for 19.62% of the Town's total revenue budget, a 0% increase from 2026.

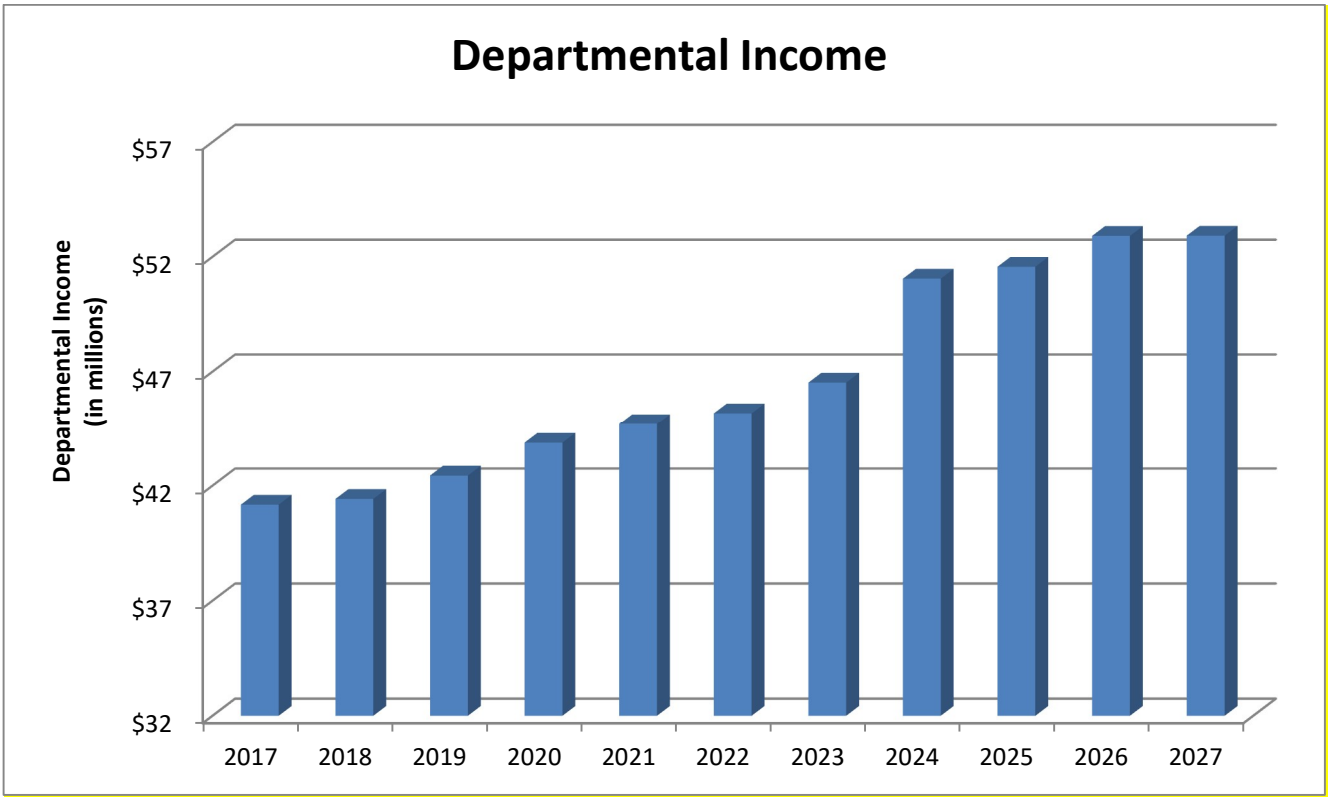

Town of Huntington
Fund Structure

Major Funds

General Fund accounts for all general government activity townwide and the services traditionally provided to the Town's residents. This includes services provided by the Town Board and Town Supervisor, as well as the following administrative offices: Assessor, Audit & Control, Town Clerk, Tax Receiver, Personnel, Town Attorney, Audit & Control, and Information Technology, in addition to Parks and Recreation Services, General Services for buildings and grounds maintenance, Animal Control, Engineering, Public Safety, Human Services, Maritime services, Resource Recovery and Recycling, Bus Operations and the Planning Department.

Highway Fund accounts for the maintenance and repair of over 800 lane miles of streets, roads, rights-of-way, and all drainage systems throughout the Town that are not within Villages.

Part Town Fund accounts for all government activity for services not provided to Villages within the Town. This includes fire inspection services, building department services, accessory apartment services, zoning services, and code enforcement services.

Consolidated Refuse District Fund accounts for sanitation, recycling, and yard-waste collection services provided by both municipal employees and private contractors.

Non-Major Funds

Debt Service Fund accounts for the extinguishment of refinanced debt.

Board of Trustees Fund accounts for the administration of town properties.

Business Improvement Districts accounts for funding for the three business districts throughout the Town: Huntington Village, Cold Spring Harbor Village and Huntington Station Village.

Special District Funds

Fire Protection Funds accounts for the contracted funding provided by the Town Fire Protection District #1.

Street Lighting Fund accounts for the operational and administrative services providing streetlights on town, county and state roads throughout the Town and municipal commuter parking lots and garages other than those that are incorporated Villages.

Ambulance Districts accounts for the contracted funding of both the Commack Ambulance District (SM1) and the Huntington Community Ambulance (SM2) to provide emergency services to Town residents.

Town of Huntington
Fund Structure

Special District Funds *(continued)*

Huntington Sewer Districts accounts for the operation of sewage treatment plant that processes 2.5 million gallons of sewage per day from over 1400 parcels located within the district.

Centerport Sewer Districts accounts for the inter-municipal agreement with the Village of Northport that processes sewage at the Northport Sewage Treatment Plant for Town residents that are within the district.

Waste Water Disposal District accounts for operations of the scavenger waste facility where residential waste trucks service Town residents and process the waste into the Town's Sewage Treatment Plant.

Dix Hills Water District accounts for the public water supply, providing 8,400 homes and businesses within the district with high-quality drinking water through the operation of 17 water supply wells at 11 sites.

Component Units

The following three entities are legally separate component units of the Town and, because of the nature and significance of their relationship with the primary government, are combined in the Town's Annual Comprehensive Financial Report (ACFR). These component units are governed by legally separate boards, and their annual budgets are not included in the Town's adopted budgets.

Community Development Agency- A separate public benefit corporation created by state legislation to promote the safety, health, and welfare of Town residents. This entity is reported as a Special Revenue Fund in the ACFR.

Local Development Corporation- A separate public benefit corporation created by the Board to conduct activities that will relieve and reduce unemployment, promote and provide maximum employment, improve and maintain job opportunities, lessen the burden of governments, and act in the public interest. This entity is reported as a Special Revenue Fund in the ACFR.

Greenlawn Water District- Special district of the Town of Huntington that provides water services to residents and business within the district. This entity is combined with the Town's Water District and reported as a Non-major Governmental Special District.

South Huntington Water District - Special district of the Town of Huntington that provides water services to residents and business within the district. This entity is combined with the Town's Water District and reported as a Non-major Governmental Special District.

Town of Huntington
Fund and Function Relationship Matrix

Department Name	General Fund	Part Town Fund	Consolidated Refuse Fund	Highway Fund	Business Improvement District	Fire Districts	Street Lighting District
Assessor	X						
Audit & Control	X	X	X	X	X	X	X
Engineering	X	X					
Environmental Waste	X		X				
General Services	X						
Highway	X			X			
Human Services	X						
Information Tech	X	X	X	X			X
Maritime Services	X						
Parks & Recreation	X						
Planning & Environ	X	X					
Public Safety	X	X					
Receiver of Taxes	X						
Town Attorney	X	X					
Town Clerk	X	X					
Town Council	X	X	X	X	X	X	X
Town Supervisor	X	X	X	X	X	X	X
Transportation & Traffic	X	X					X

Town of Huntington
Fund and Function Relationship Matrix

Department Name	Commack Ambulance District	Huntington Community Ambulance District	Huntington Sewer District	Centerport Sewer District	Waste Water District	Dix Hills Water District
Assessor						
Audit & Control	X	X	X	X	X	X
Engineering						X
Environmental Waste			X	X	X	
General Services						
Highway						
Human Services						
Information Tech						X
Maritime Services						
Parks & Recreation						
Planning & Environ						
Public Safety						
Receiver of Taxes						
Town Attorney						
Town Clerk						
Town Council	X	X	X	X	X	X
Town Supervisor	X	X	X	X	X	X
Transportation & Traffic						

Fund Budgets

Town of Huntington
General Fund-By Function
For Fiscal Years Ending December 31, 2027

	Actual 2025	Revised 2026	Projected 2026	Budget 2027
Funding Sources:				
Program revenue and debt proceeds:				
General Government	$ 18,962,686	$ 17,888,197	$ 17,252,461	$ 16,712,781
Public Safety	2,895,523	2,645,000	2,494,349	2,195,000
Health	320,302	361,988	361,988	344,957
Transportation	1,840,536	1,617,500	1,502,895	1,517,500
Economic Assistance and Opportunity	964,092	876,800	839,500	766,800
Culture and Recreation	8,788,782	9,848,720	8,708,975	9,175,532
Home and Community Services	27,013,828	27,838,746	27,058,431	28,787,500
Interfund Service Charges	6,073,792	8,129,452	8,129,452	5,784,032
Unallocated Revenue	64,630,058	62,111,372	62,536,150	78,810,231
Appropriated Fund Balance	-	6,326,626	6,594,626	-
Total Funding Sources	**$ 131,489,599**	**$ 137,644,401**	**$ 135,478,827**	**$ 144,094,333**
Funding Uses:				
Program Expenditures:				
General Government	$ 46,409,014	$ 50,585,553	$ 50,342,827	$ 54,431,765
Public Safety	9,773,265	10,305,625	10,278,342	11,007,212
Health	876,865	1,020,430	1,020,430	1,020,430
Transportation	9,777,643	9,894,026	10,091,548	10,704,664
Economic Assistance and Opportunity	3,673,367	4,029,126	3,951,600	4,122,578
Culture and Recreation	18,045,070	19,602,928	19,532,820	20,390,454
Home and Community Services	32,553,008	33,081,546	34,567,310	36,866,730
Debt Service Transfers	5,411,147	4,573,000	4,573,000	5,500,000
Interfund Transfers	9,265,983	4,898,085	4,898,085	50,500
Total Funding Uses	**$ 135,785,362**	**$ 137,990,319**	**$ 139,255,962**	**$ 144,094,333**

1. The Budget 2026 column includes prior year encumbrances funded by the Reserve for Encumbrances.
2. The Board of Trustees Fund is combined with the General Fund in compliance with GASB 54.

Town of Huntington
General Fund-By Function
For Fiscal Years Ending December 31, 2027

2027 PROGRAM REVENUE

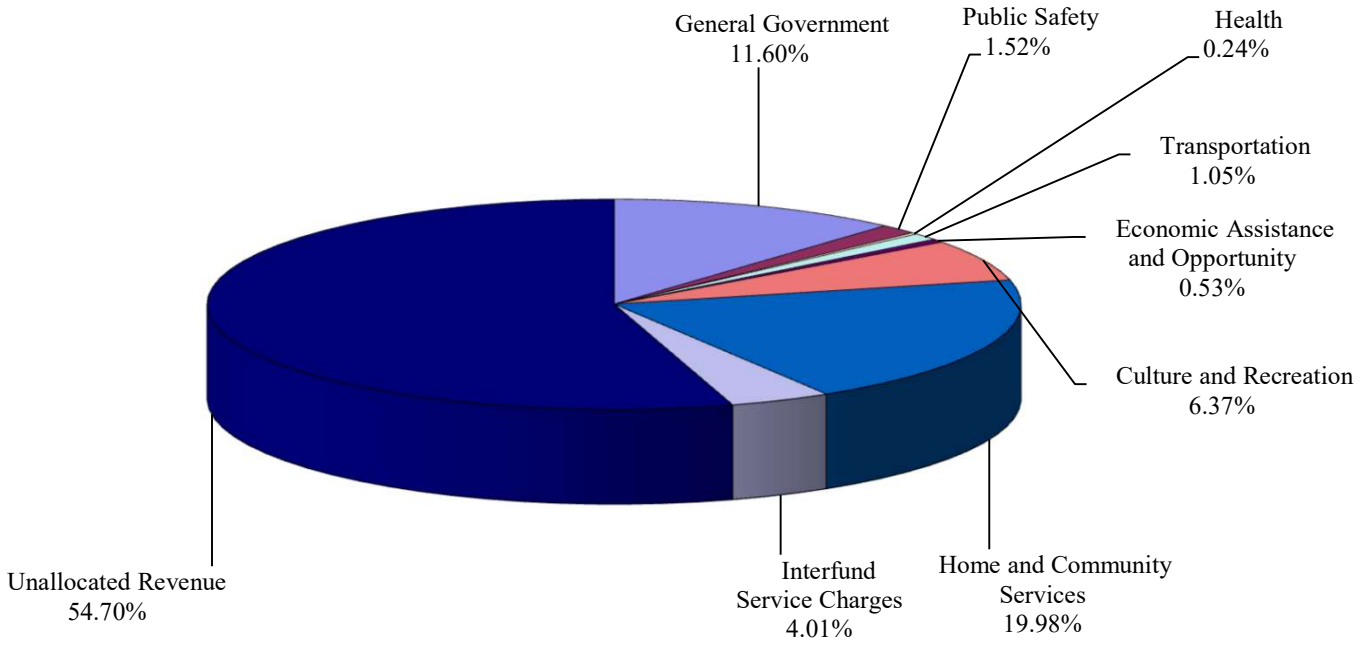

2027 PROGRAM EXPENDITURES

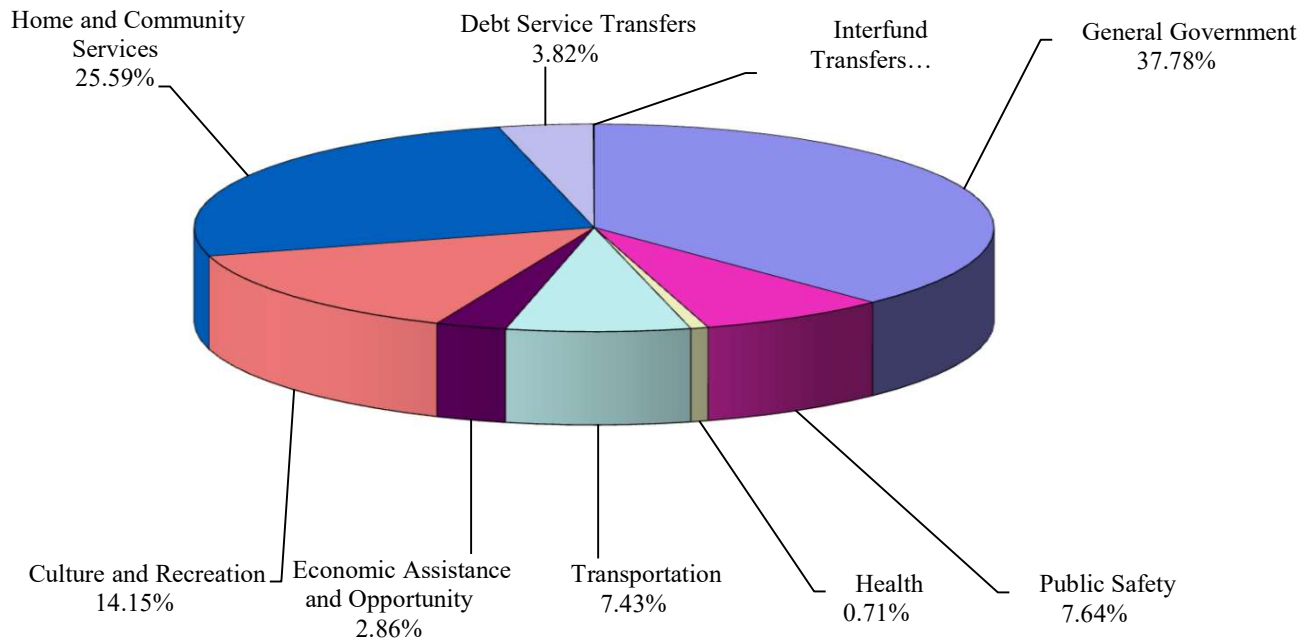

Town of Huntington
General Fund-By Object and Source
For Fiscal Years Ending December 31, 2027

	Actual 2025	Revised 2026	Projected 2026	Budget 2027
Funding Sources:				
Revenues and debt proceeds:				
Property Taxes	$ 56,603,354	$ 56,365,392	$ 56,315,271	$ 72,522,631
Other real property tax items	449,564	370,657	436,326	1,255,000
Non-property tax items	4,334,270	4,600,000	4,600,000	3,850,000
Departmental Income	38,583,682	38,924,825	37,030,026	38,927,425
Intergovernmental charges	198,907	120,000	122,000	120,000
Use of money and property	5,082,555	4,389,000	4,740,000	4,025,000
Licenses and Permits	1,008,406	1,161,297	920,939	1,017,000
Fines and Forfeitures	1,909,424	1,585,000	1,502,349	1,335,000
Sale of property and compensation for loss	2,041,647	445,766	362,000	333,500
Miscellaneous	1,893,592	2,146,422	2,061,453	2,095,000
State Aid	12,663,719	12,589,964	12,322,385	12,471,745
Federal Aid	646,687	490,000	342,000	358,000
Interfund Revenues	6,073,792	8,129,452	8,129,452	5,784,032
Appropriated Fund Balance	-	6,326,626	6,594,626	-
Total Funding Sources	**$ 131,489,599**	**$ 137,644,401**	**$ 135,478,827**	**$ 144,094,333**
Funding Uses:				
Expenditures:				
Salary and wages	$ 40,873,426	$ 42,626,826	$ 44,520,497	$ 44,853,098
Employee benefits and taxes	28,994,369	30,892,754	30,820,921	34,530,854
Contractual, Materials and Supplies	50,166,063	52,261,822	53,511,392	56,765,046
Debt Principal	4,199,998	3,550,000	3,550,000	4,000,000
Debt Interest	1,211,149	1,023,000	1,023,000	1,500,000
Fixed Assets	1,074,374	2,737,832	932,067	2,394,835
Interfund Transfers	9,265,983	4,898,085	4,898,085	50,500
Total Funding Uses	**$ 135,785,362**	**$ 137,990,319**	**$ 139,255,962**	**$ 144,094,333**

1. The Budget 2026 column includes prior year encumbrances funded by the Reserve for Encumbrances.
2. The Board of Trustees Fund is combined with the General Fund in compliance with GASB 54.

Town of Huntington
General Fund-By Object and Source
For Fiscal Years Ending December 31, 2027

2027 REVENUE BY SOURCE

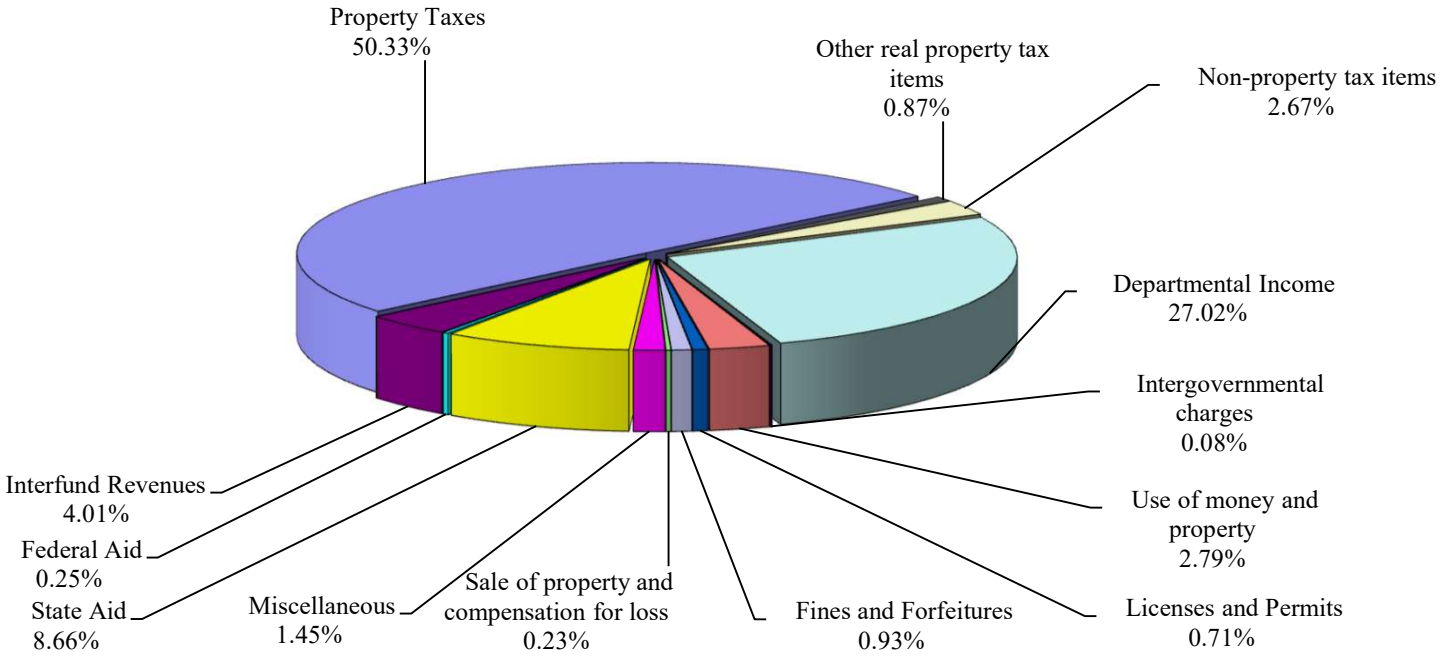

2027 EXPENDITURES BY OBJECT

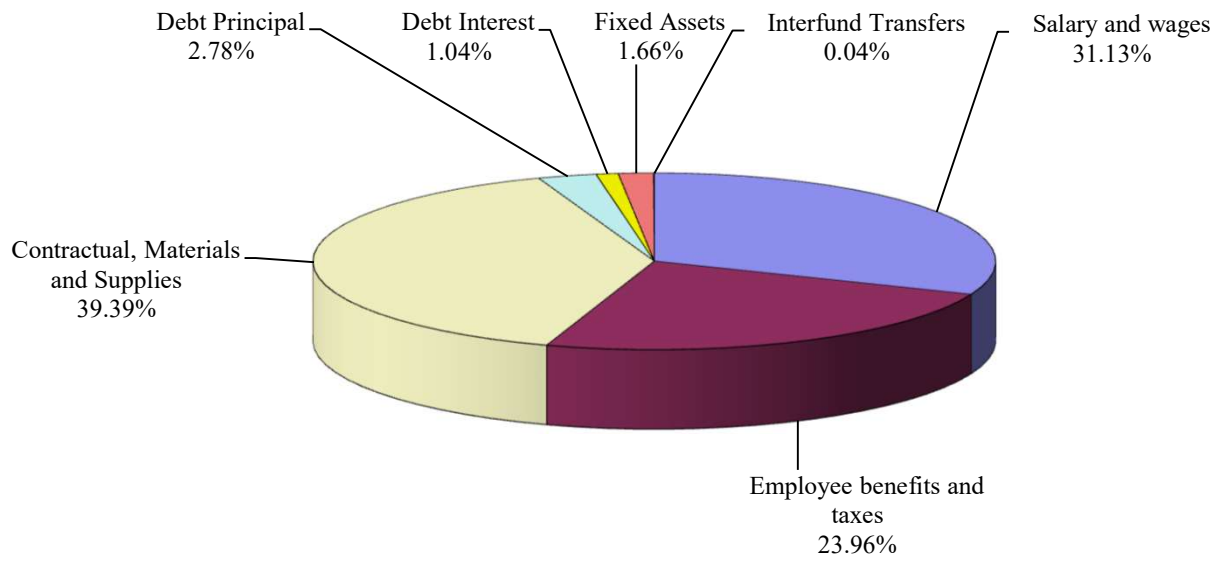

Town of Huntington
Highway Fund-By Function
For Fiscal Years Ending December 31, 2027

	Actual 2025	Revised 2026	Projected 2026	Budget 2027
Funding Sources:				
Program revenue and debt proceeds:				
General Government	$ -	$ -	$ 18,409	$ -
Transportation	5,228,693	4,750,465	5,780,545	1,914,000
Interfund Service Charges	3,000,792	5,000,000	5,000,000	-
Unallocated Revenue	39,320,183	41,443,042	41,298,449	48,116,240
Appropriated Fund Balance	-	5,063,500	$ 5,063,500	-
Total Funding Sources	**$ 47,549,668**	**$ 56,257,007**	**$ 57,160,903**	**$ 50,030,240**
Funding Uses:				
Program Expenditures:				
General Government	$ 454,757	$ 191,494	$ 454,221	$ 509,220
Transportation	38,229,455	43,290,390	42,693,611	42,721,020
Debt Service Transfers	5,887,191	6,296,000	6,296,000	6,800,000
Interfund Transfers	7,130,908	6,313,500	6,313,500	-
Total Funding Uses	**$ 51,702,311**	**$ 56,091,384**	**$ 55,757,332**	**$ 50,030,240**

1. The Budget 2026 column includes prior year encumbrances funded by the Reserve for Encumbrances.

Town of Huntington
Highway Fund-By Function
For Fiscal Years Ending December 31, 2027

2027 PROGRAM REVENUE

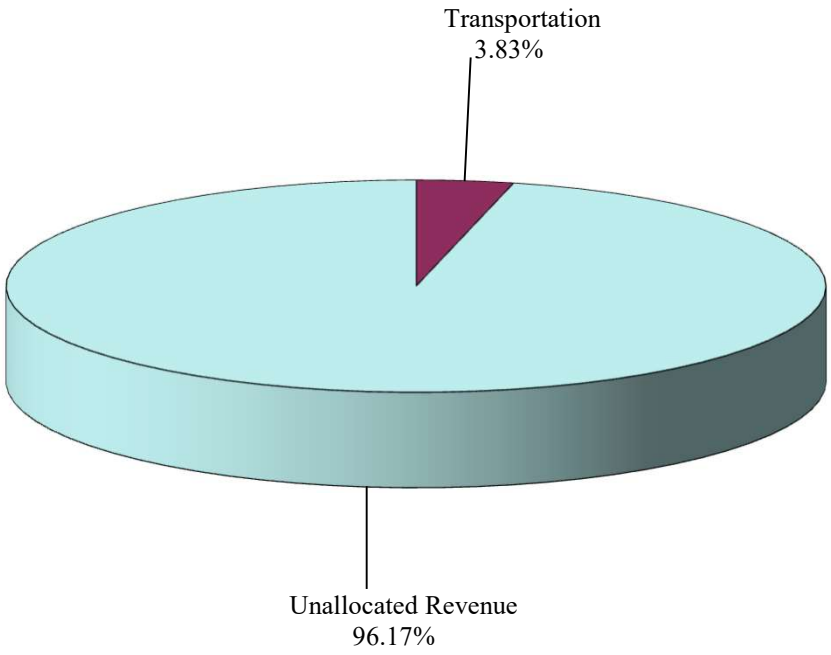

2027 PROGRAM EXPENDITURES

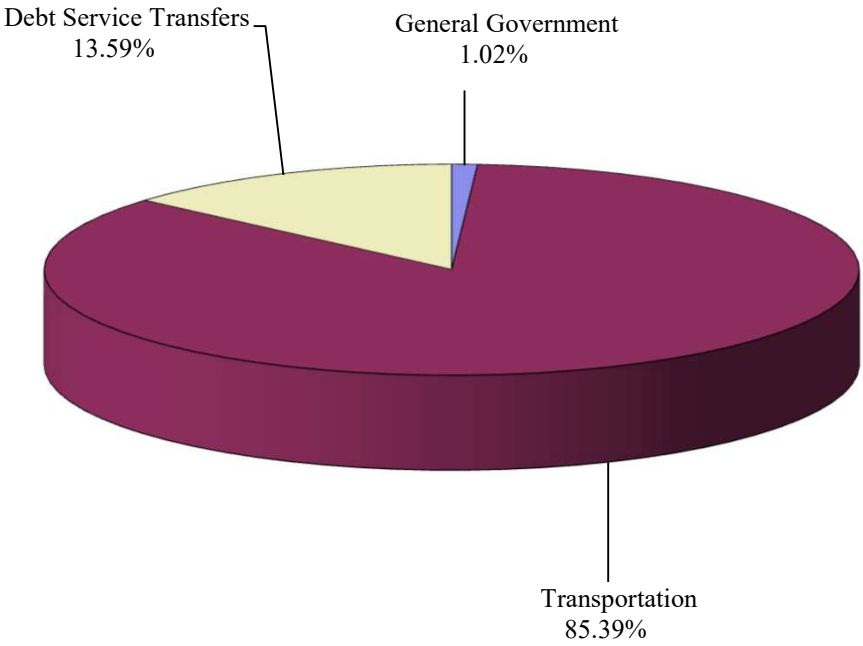

Town of Huntington
Highway Fund-By Object and Source
For Fiscal Years Ending December 31, 2027

	Actual 2025	Revised 2026	Projected 2026	Budget 2027
Funding Sources:				
Revenues and debt proceeds:				
Property Taxes	$ 36,886,224	$ 39,315,323	$ 39,310,226	$ 45,556,140
Other real property tax items	86,750	66,051	66,051	750,000
Departmental Income	867,395	-	991,000	-
Use of money and property	1,396,291	1,506,568	1,298,000	1,250,000
Licenses and Permits	31,300	200,000	245,000	200,000
Sale of property and compensation for loss	164,879	13,000	80,661	18,000
Miscellaneous	793,827	550,100	564,000	550,100
State Aid	4,322,210	4,542,465	4,542,465	1,706,000
Interfund Transfers	3,000,792	5,000,000	5,000,000	-
Appropriated Fund Balance	-	4,863,500	5,063,500	-
Total Funding Sources	**$ 47,549,668**	**$ 56,057,007**	**$ 57,160,903**	**$ 50,030,240**
Funding Uses:				
Expenditures:				
Salary and wages	$ 14,895,999	$ 16,762,654	$ 16,458,158	$ 16,530,200
Employee benefits and taxes	12,463,479	13,801,148	13,782,403	15,378,300
Contractual, Materials and Supplies	6,387,595	7,909,631	7,848,819	8,697,740
Debt Principal	4,395,725	4,680,000	4,680,000	5,000,000
Debt Interest	1,491,466	1,616,000	1,616,000	1,800,000
Fixed Assets	4,937,139	5,008,451	5,058,452	2,624,000
Interfund Transfers	7,130,908	6,313,500	6,313,500	-
Total Funding Uses	**$ 51,702,311**	**$ 56,091,384**	**$ 55,757,332**	**$ 50,030,240**

1. The Budget 2026 column includes prior year encumbrances funded by the Reserve for Encumbrances.

Town of Huntington
Highway Fund-By Object and Source
For Fiscal Years Ending December 31, 2027

2027 REVENUE BY SOURCE

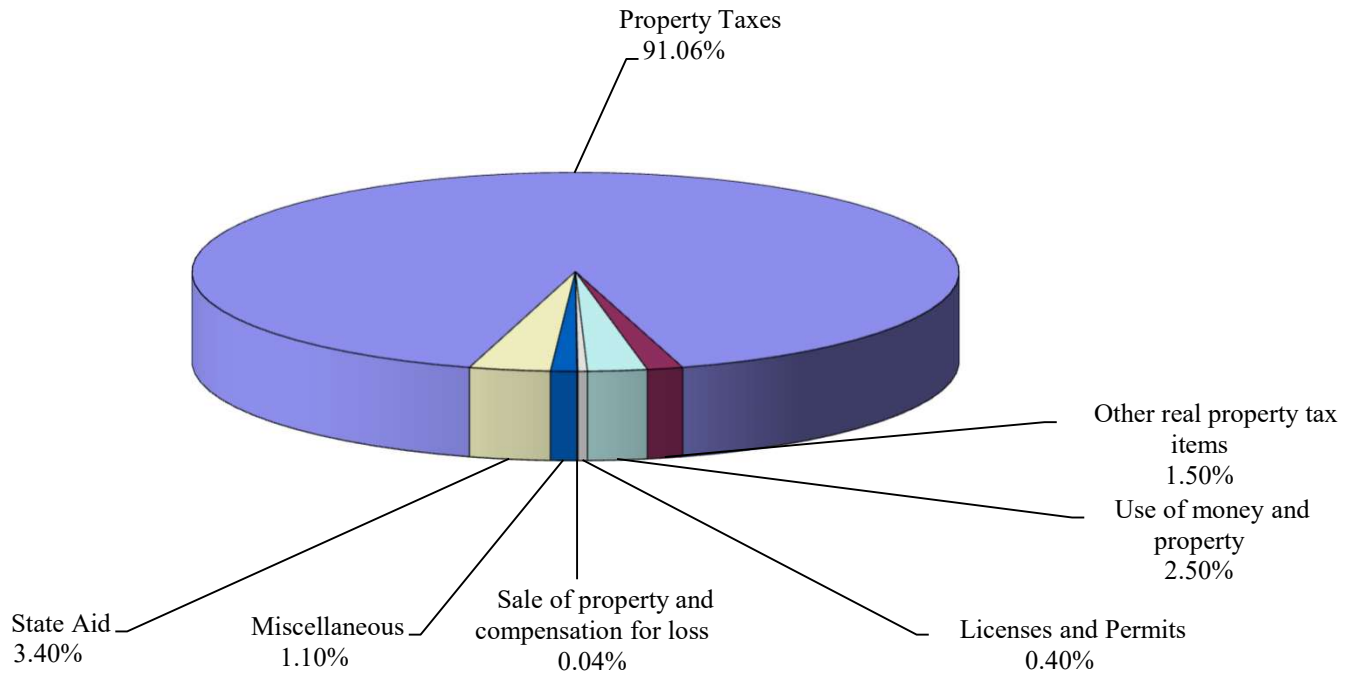

2027 EXPENDITURES BY OBJECT

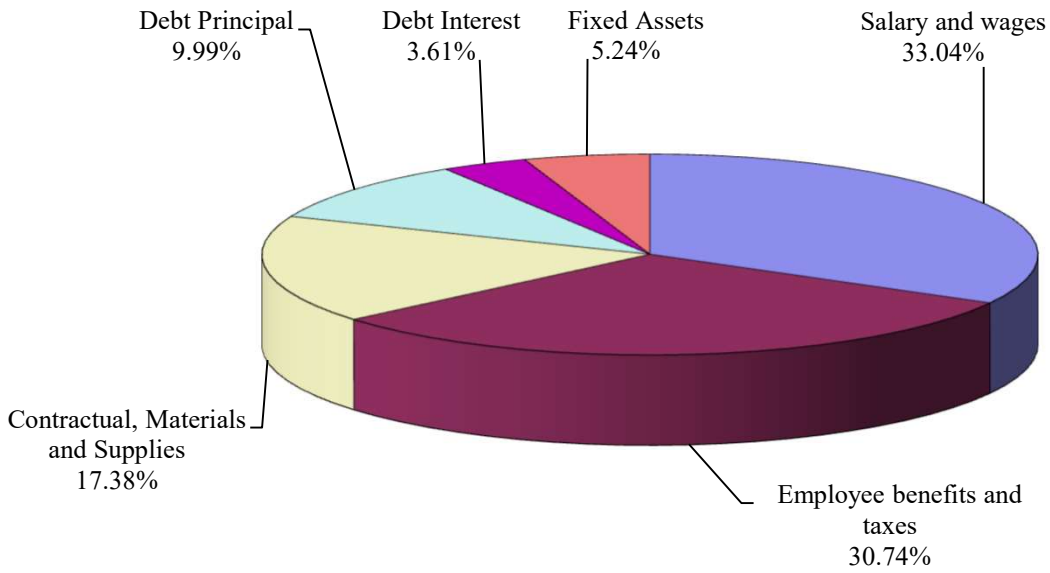

Town of Huntington
Consolidated Refuse Fund-By Function
For Fiscal Years Ending December 31, 2027

	Actual 2025	Revised 2026	Projected 2026	Budget 2027
Funding Sources:				
Program revenue and debt proceeds:				
Home and Community Services	$ 269,974	$ 370,250	$ 197,780	$ 195,250
Interfund Service Charges	95,583	60,018	71,962	60,018
Unallocated Revenue	29,355,916	28,817,852	28,906,939	30,822,954
Appropriated Fund Balance	-	575,000	$ 575,000	-
Total Funding Sources	**$ 29,721,473**	**$ 29,823,120**	**$ 29,751,681**	**$ 31,078,222**
Funding Uses:				
Program Expenditures:				
General Government	$ 237,740	$ 333,676	$ 240,223	$ 246,333
Home and Community Services	24,683,064	26,496,034	24,639,024	28,250,100
Debt Service Transfers	267,430	213,000	213,000	180,000
Interfund Transfers	2,686,463	2,792,133	2,792,133	2,401,789
Total Funding Uses	**$ 27,874,697**	**$ 29,834,843**	**$ 27,884,380**	**$ 31,078,222**

1. The Budget 2026 column includes prior year encumbrances funded by the Reserve for Encumbrances.

Town of Huntington
Consolidated Refuse Fund-By Function
For Fiscal Years Ending December 31, 2027

2027 PROGRAM REVENUE

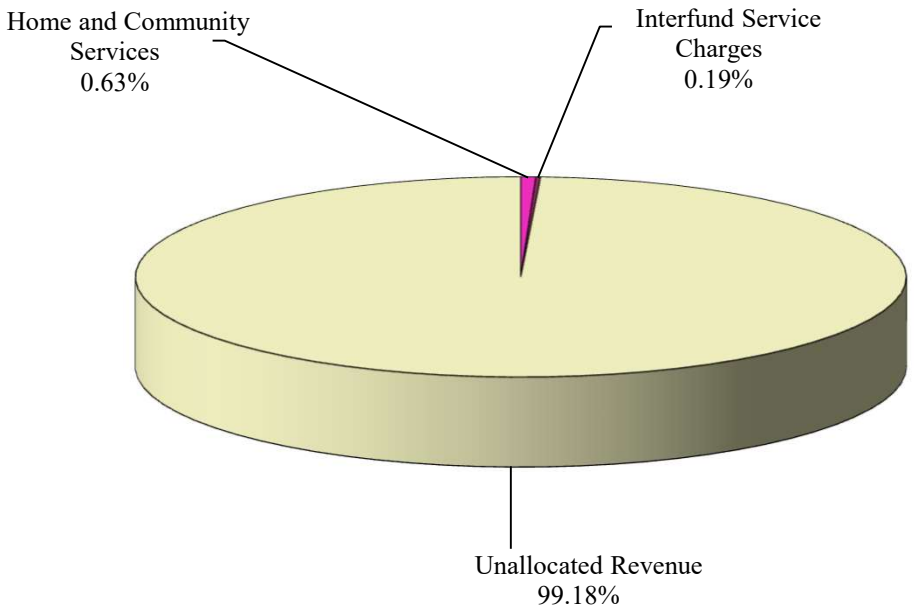

2027 PROGRAM EXPENDITURES

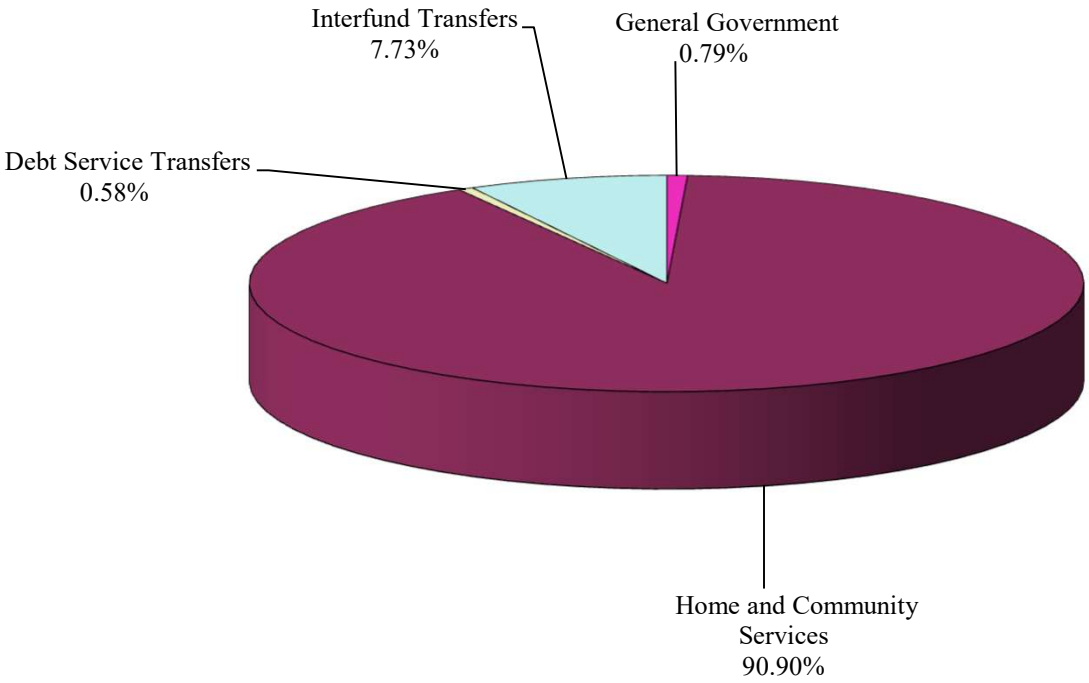

Town of Huntington
Consolidated Refuse Fund-By Object and Source
For Fiscal Years Ending December 31, 2027

	Actual 2025	Revised 2026	Projected 2026	Budget 2027
Funding Sources:				
Revenues and debt proceeds:				
Property Taxes	$ 28,206,325	$ 28,066,211	$ 28,066,211	$ 30,071,313
Other real property tax items	16,597	1,641	-	1,641
Departmental Income	6,900	6,000	6,000	6,000
Intergovernmental charges	8,467	14,250	8,000	14,250
Use of money and property	950,859	600,000	704,500	600,000
Sale of property and compensation for loss	283,287	350,000	170,008	175,000
Miscellaneous	153,455	150,000	150,000	150,000
State Aid	-	60,018	71,962	60,018
Interfund Transfers	95,583	-	-	-
Appropriated Fund Balance	-	575,000	575,000	-
Total Funding Sources	**$ 29,721,473**	**$ 29,823,120**	**$ 29,751,681**	**$ 31,078,222**
Funding Uses:				
Expenditures:				
Salary and wages	$ 4,419,364	$ 4,565,691	$ 4,478,238	$ 4,754,100
Employee benefits and taxes	4,024,796	4,636,532	4,636,532	5,471,280
Contractual, Materials and Supplies	16,433,964	17,610,287	15,763,777	18,270,353
Debt Principal	217,400	172,000	172,000	146,000
Debt Interest	50,030	41,000	41,000	34,000
Fixed Assets	42,680	17,200	700	700
Interfund Transfers	2,686,463	2,792,133	2,792,133	2,401,789
Total Funding Uses	**$ 27,874,697**	**$ 29,834,843**	**$ 27,884,380**	**$ 31,078,222**

1. The Budget 2026 column includes prior year encumbrances funded by the Reserve for Encumbrances.

Town of Huntington
Consolidated Refuse Fund-By Object and Source
For Fiscal Years Ending December 31, 2027

2027 REVENUE BY SOURCE

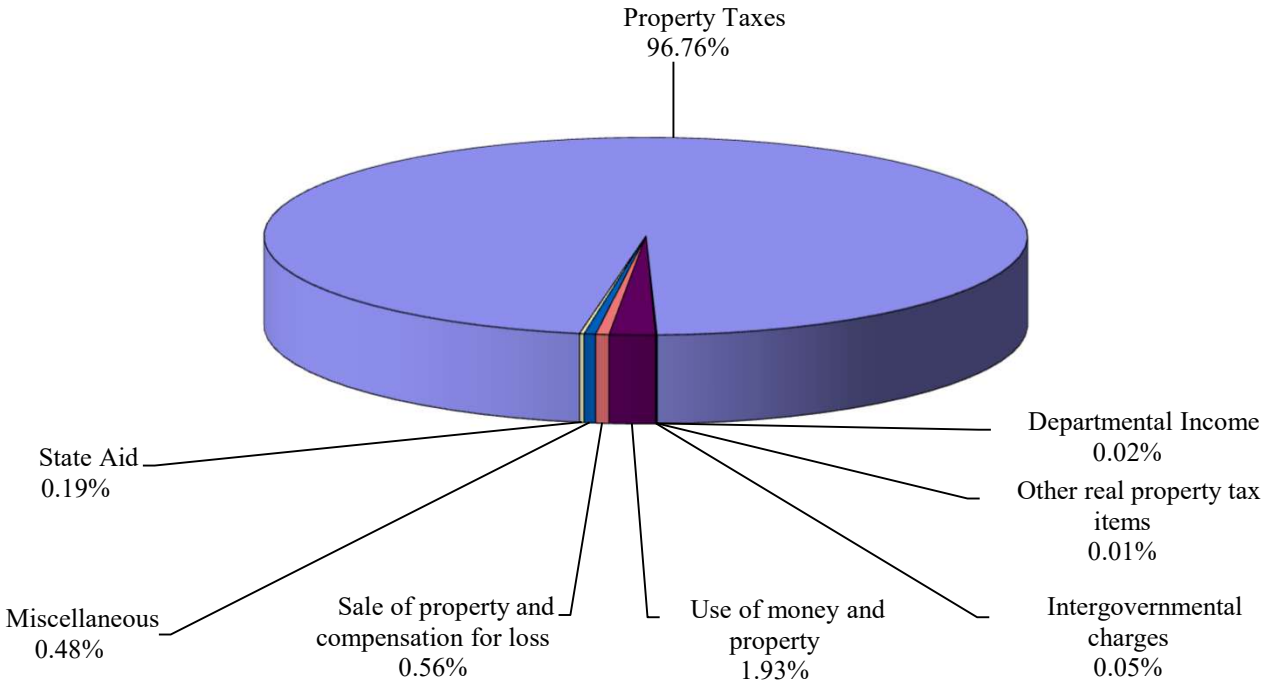

2027 EXPENDITURES BY OBJECT

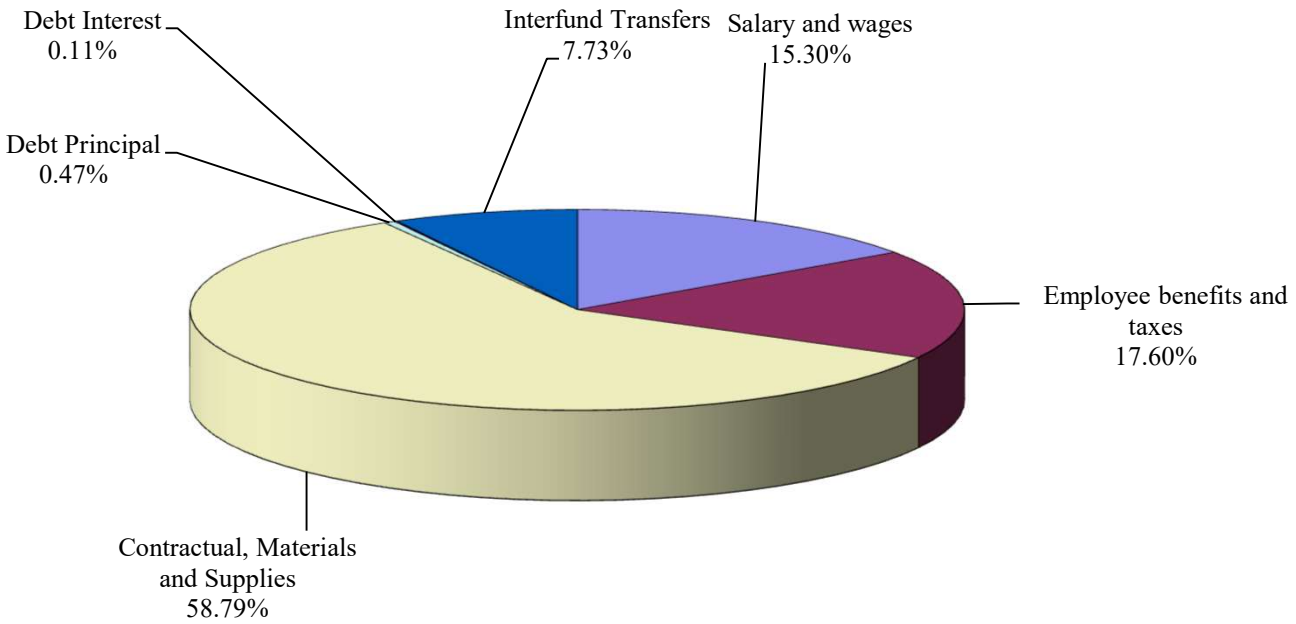

Town of Huntington
Part Town Fund-By Function
For Fiscal Years Ending December 31, 2027

	Actual 2025	Revised 2026	Projected 2026	Budget 2027
Funding Sources:				
Program revenue and debt proceeds:				
General Government	$ 7,273,190	$ 6,292,000	$ 5,883,525	$ 6,242,000
Public Safety	677,996	625,000	625,000	625,000
Health	308,320	250,000	250,000	250,000
Home and Community Services	1,495,867	1,448,000	575,000	1,448,000
Interfund Service Charges	11,232	-	-	-
Unallocated Revenue	4,260,583	3,949,459	4,014,600	4,956,784
Appropriated Fund Balance	-	725,000	$ 725,000	475,000
Total Funding Sources	**$ 14,027,188**	**$ 13,289,459**	**$ 12,073,125**	**$ 13,996,784**
Funding Uses:				
Program Expenditures:				
General Government	$ 4,135,878	$ 4,367,254	$ 4,577,327	$ 4,612,522
Public Safety	3,906,954	4,437,353	4,454,033	4,720,645
Health	185,424	249,898	249,898	268,566
Home and Community Services	3,506,966	3,742,954	3,653,954	4,017,051
Debt Service Transfers	262,346	262,000	262,000	378,000
Interfund Transfers	100,000	250,000	250,000	-
Total Funding Uses	**$ 12,097,568**	**$ 13,309,459**	**$ 13,447,212**	**$ 13,996,784**

1. The Budget 2026 column includes prior year encumbrances funded by the Reserve for Encumbrances.

Town of Huntington
Part Town Fund-By Function
For Fiscal Years Ending December 31, 2027

2027 PROGRAM REVENUE

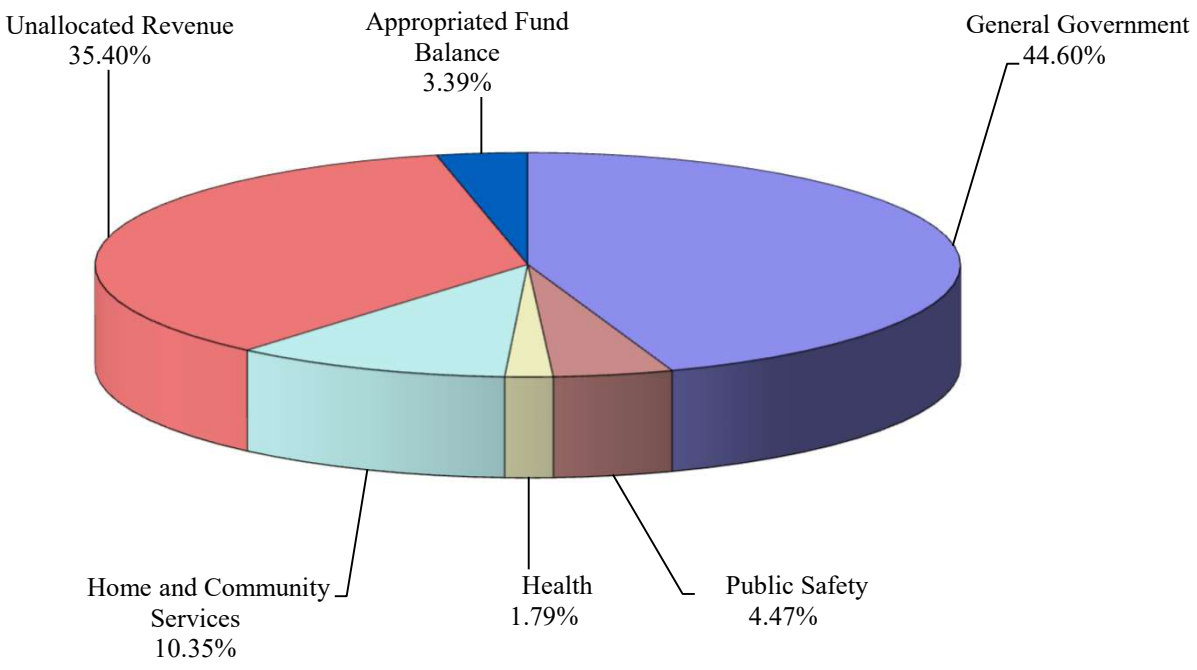

2027 PROGRAM EXPENDITURES

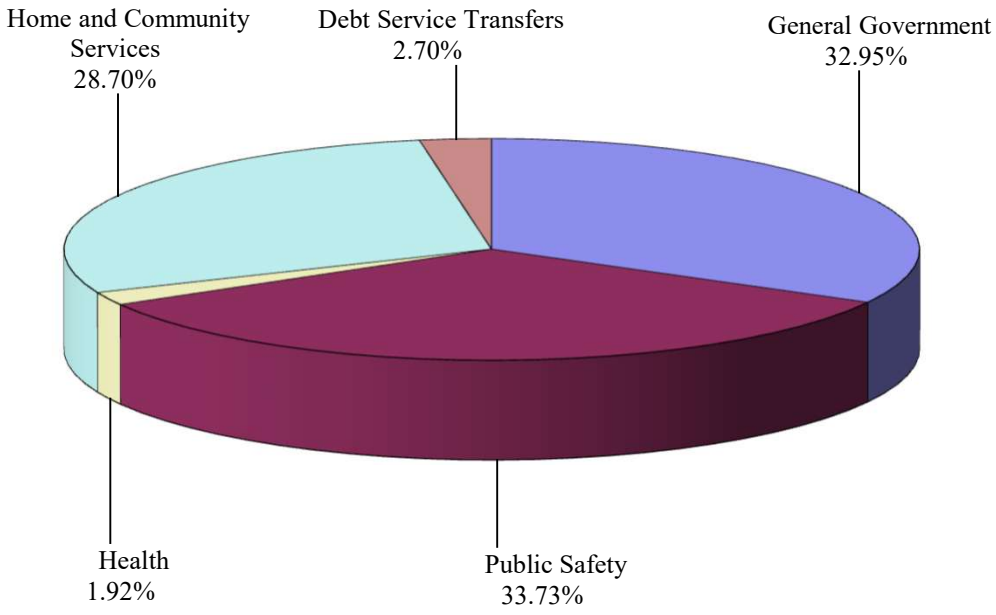

Town of Huntington
Part Town Fund-By Object and Source
For Fiscal Years Ending December 31, 2027

	Actual 2025	Revised 2026	Projected 2026	Budget 2027
Funding Sources:				
Revenues and debt proceeds:				
Property Taxes	$ 3,370,282	$ 3,368,766	$ 3,371,107	$ 4,290,284
Other real property tax items	7,931	7,043	4,204	66,000
Departmental Income	8,440,359	7,640,500	6,589,000	7,590,500
Intergovernmental Charges	-	-	331,025	-
Interfund Transfers	11,232	-	-	-
Use of money and property	430,796	198,150	335,080	225,000
Licenses and Permits	1,395,818	1,050,000	442,500	1,050,000
Sale of property and compensation for loss	-	-	209	-
Miscellaneous	363,170	300,000	275,000	300,000
State Aid	7,600	-	-	-
Appropriated Fund Balance	-	725,000	725,000	475,000
Total Funding Sources	**$ 14,027,188**	**$ 13,289,459**	**$ 12,073,125**	**$ 13,996,784**
Funding Uses:				
Expenditures:				
Salary and wages	$ 6,232,659	$ 6,423,643	$ 6,611,156	$ 6,580,415
Employee benefits and taxes	4,737,826	5,422,166	5,422,166	6,079,886
Contractual, Materials and Supplies	757,717	899,281	865,890	936,233
Debt Principal	222,335	210,000	210,000	300,000
Debt Interest	40,011	52,000	52,000	78,000
Fixed Assets	7,020	52,369	36,000	22,250
Interfund Transfers	100,000	250,000	250,000	-
Total Funding Uses	**$ 12,097,568**	**$ 13,309,459**	**$ 13,447,212**	**$ 13,996,784**

1. The Budget 2026 column includes prior year encumbrances funded by the Reserve for Encumbrances.

Town of Huntington
Part Town Fund-By Object and Source
For Fiscal Years Ending December 31, 2027

2027 REVENUE BY SOURCE

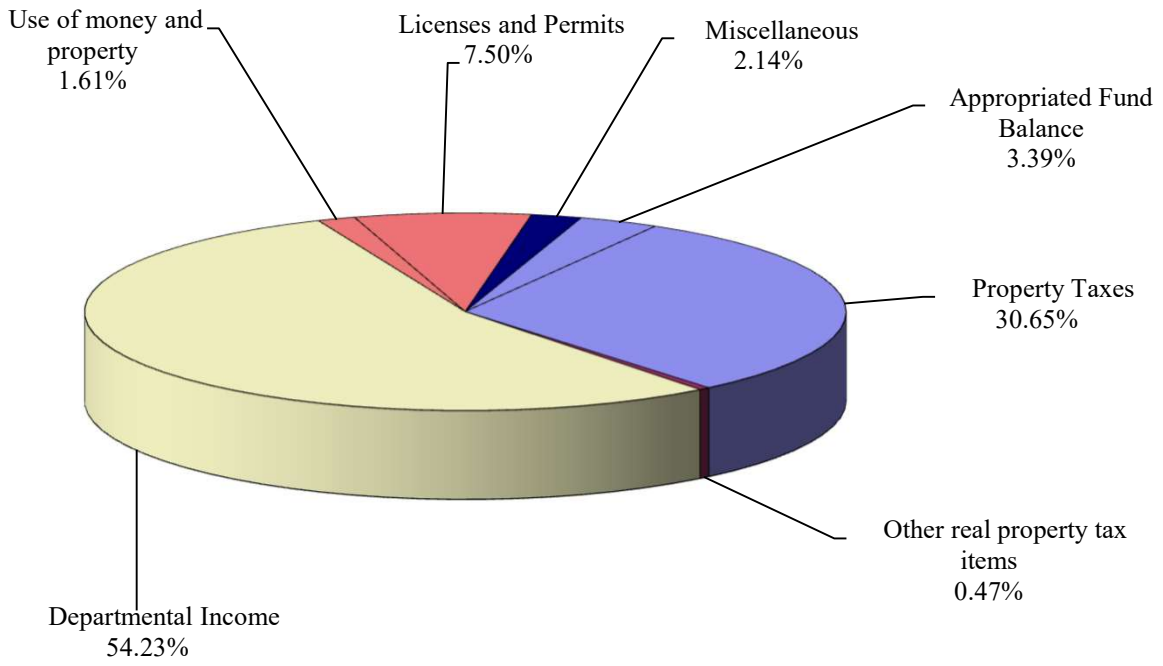

2027 EXPENDITURES BY OBJECT

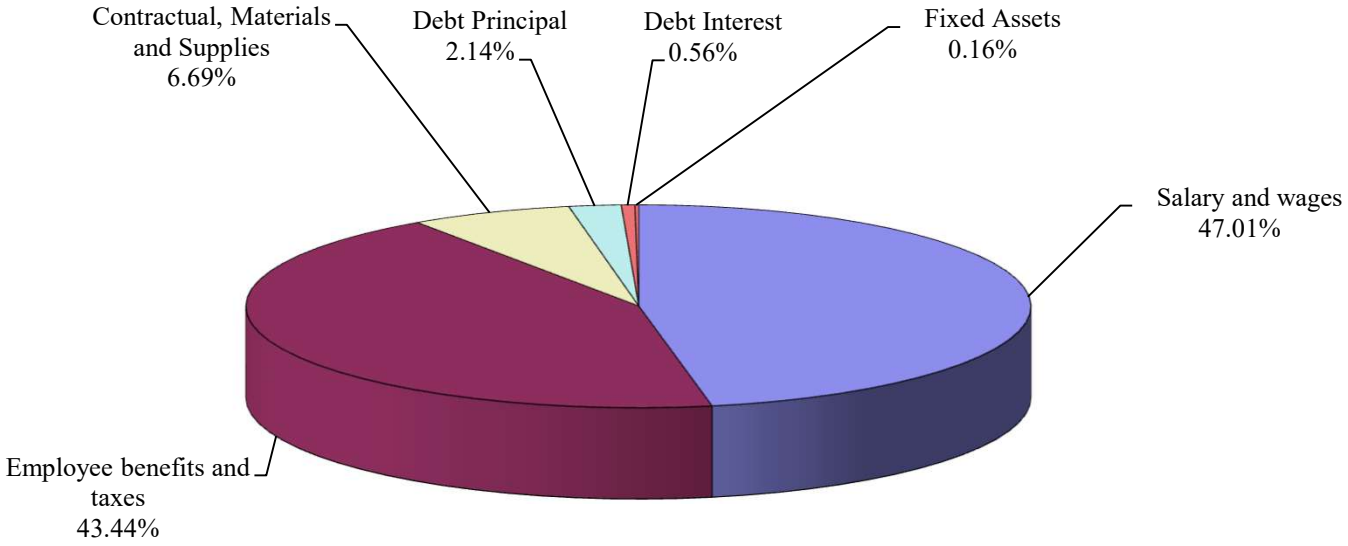

Town of Huntington
Business Improvement District Fund-By Function
For Fiscal Years Ending December 31, 2027

	Actual 2025	Revised 2026	Projected 2026	Budget 2027
Funding Sources:				
Program revenue and debt proceeds:				
Unallocated Revenue	$ 190,230	$ 194,053	$ 194,072	$ 197,500
Total Funding Sources	**$ 190,230**	**$ 194,053**	**$ 194,072**	**$ 197,500**
Funding Uses:				
Program Expenditures:				
Home and Community Services	$ 190,230	$ 194,053	$ 194,053	$ 197,500
Total Funding Uses	**$ 190,230**	**$ 194,053**	**$ 194,053**	**$ 197,500**

1. The Budget 2026 column includes prior year encumbrances funded by the Reserve for Encumbrances.

Town of Huntington
Business Improvement District Fund-By Function
For Fiscal Years Ending December 31, 2027

2027 PROGRAM REVENUE

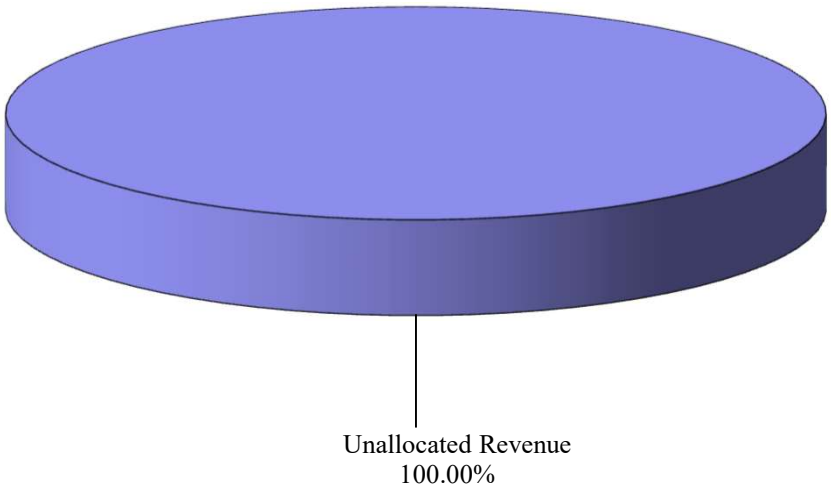

2027 PROGRAM EXPENDITURES

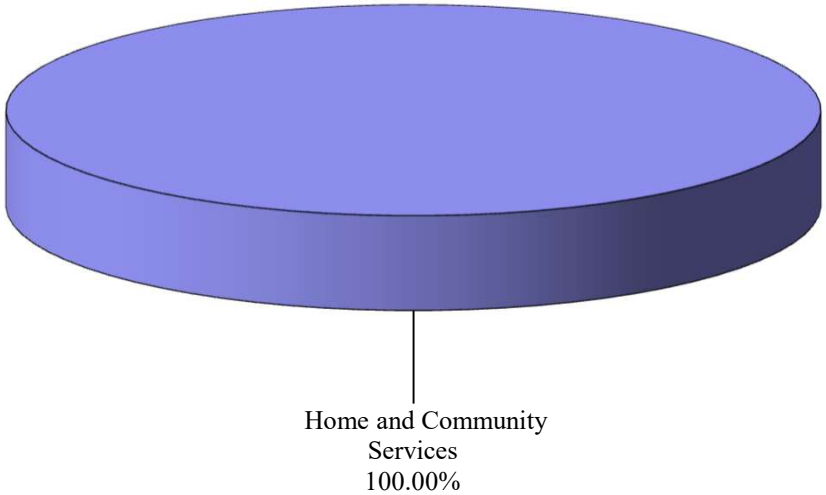

Town of Huntington
Business Improvement District Fund-By Object and Source
For Fiscal Years Ending December 31, 2027

	Actual 2025	Revised 2026	Projected 2026	Budget 2027
Funding Sources:				
Revenues and debt proceeds:				
Property Taxes	$ 190,230	$ 194,048	$ 194,072	$ 197,500
Total Funding Sources	**$ 190,230**	**$ 194,048**	**$ 194,072**	**$ 197,500**
Funding Uses:				
Expenditures:				
Contractual, Materials and Supplies	$ 190,230	$ 194,053	$ 194,053	$ 197,500
Total Funding Uses	**$ 190,230**	**$ 194,053**	**$ 194,053**	**$ 197,500**

1. The Budget 2026 column includes prior year encumbrances funded by the Reserve for Encumbrances.

Town of Huntington
Business Improvement District Fund-By Object and Source
For Fiscal Years Ending December 31, 2027

2027 REVENUE BY SOURCE

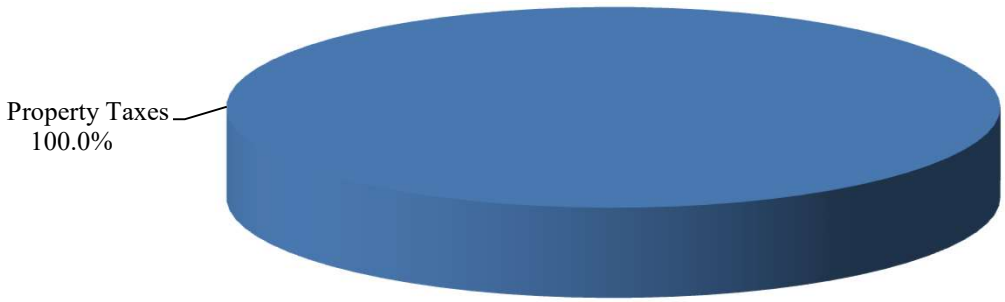

2027 EXPENDITURES BY OBJECT

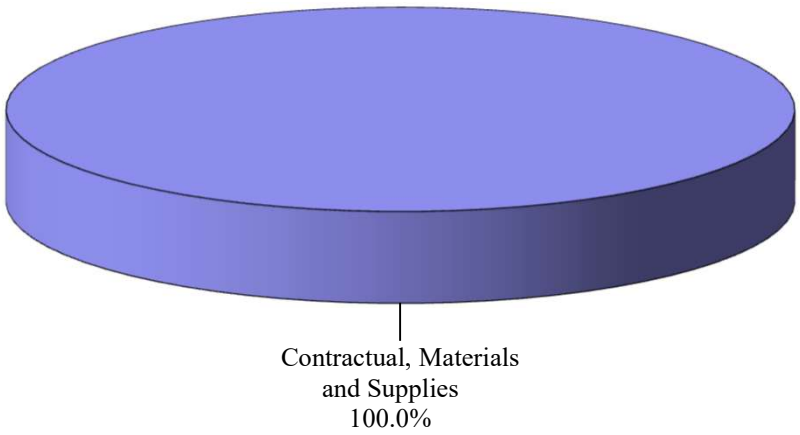

Town of Huntington
Fire Protection Fund-By Function
For Fiscal Years Ending December 31, 2027

	Actual 2025	Revised 2026	Projected 2026	Budget 2027
Funding Sources:				
Program revenue and debt proceeds:				
General Government	$ 34,151	$ 40,948	$ 40,948	$ 25,000
Unallocated Revenue	1,857,988	1,878,459	1,935,598	1,917,241
Total Funding Sources	**$ 1,892,139**	**$ 1,919,407**	**$ 1,976,546**	**$ 1,942,241**
Funding Uses:				
Program Expenditures:				
Public Safety	$ 1,753,399	$ 1,794,549	$ 1,794,549	$ 1,828,941
Interfund Transfers	103,594	124,858	124,858	113,300
Total Funding Uses	**$ 1,856,993**	**$ 1,919,407**	**$ 1,919,407**	**$ 1,942,241**

1. The Budget 2026 column includes prior year encumbrances funded by the Reserve for Encumbrances.

Town of Huntington
Fire Protection Fund-By Function
For Fiscal Years Ending December 31, 2027

2027 PROGRAM REVENUE

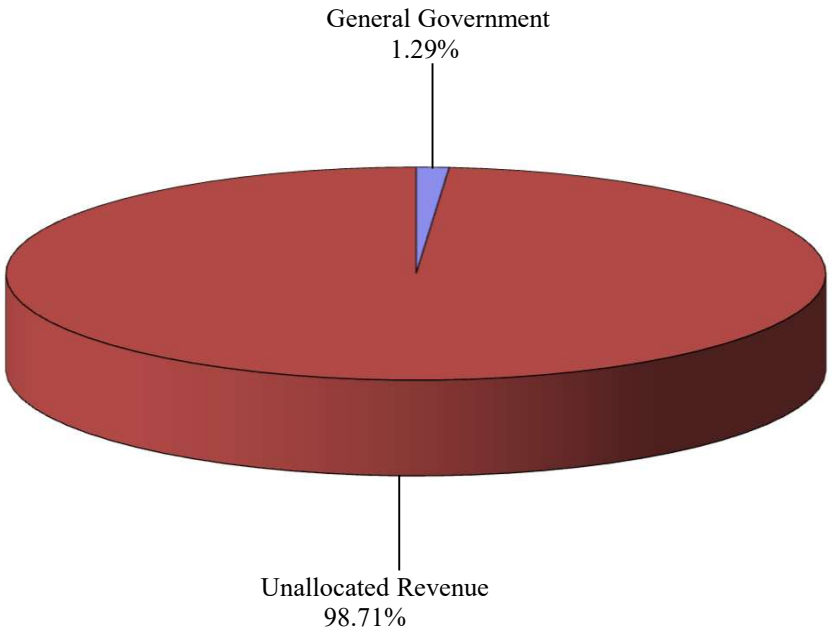

2027 PROGRAM EXPENDITURES

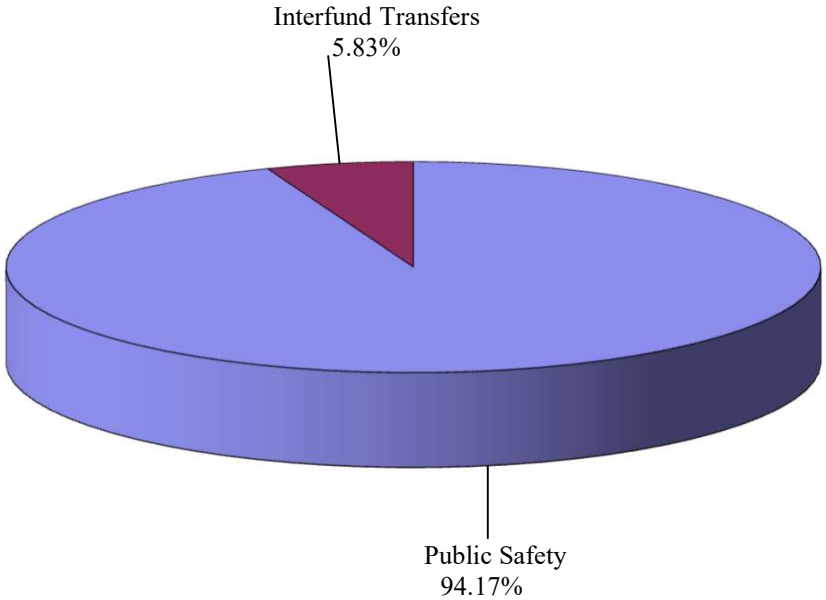

Town of Huntington
Fire Protection Fund-By Object and Source
For Fiscal Years Ending December 31, 2027

	Actual 2025	Revised 2026	Projected 2026	Budget 2027
Funding Sources:				
Revenues and debt proceeds:				
Property Taxes	$ 1,820,476	$ 1,875,459	$ 1,875,598	$ 1,914,241
Other real property tax items	1,071	-	-	-
Use of money and property	36,440	3,000	60,000	3,000
State Aid	34,152	40,948	40,948	25,000
Total Funding Sources	**$ 1,892,139**	**$ 1,919,407**	**$ 1,976,546**	**$ 1,942,241**
Funding Uses:				
Expenditures:				
Contractual, Materials and Supplies	$ 1,753,399	$ 1,794,549	$ 1,794,549	$ 1,828,941
Interfund Transfers	103,594	124,858	124,858	113,300
Total Funding Uses	**$ 1,856,993**	**$ 1,919,407**	**$ 1,919,407**	**$ 1,942,241**

1. The Budget 2026 column includes prior year encumbrances funded by the Reserve for Encumbrances.

Town of Huntington
Fire Protection Fund-By Object and Source
For Fiscal Years Ending December 31, 2027

2027 REVENUE BY SOURCE

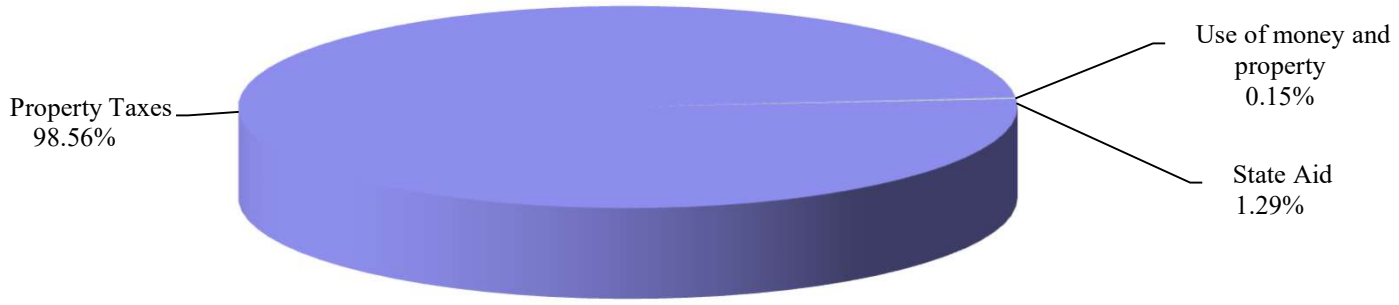

2027 EXPENDITURES BY OBJECT

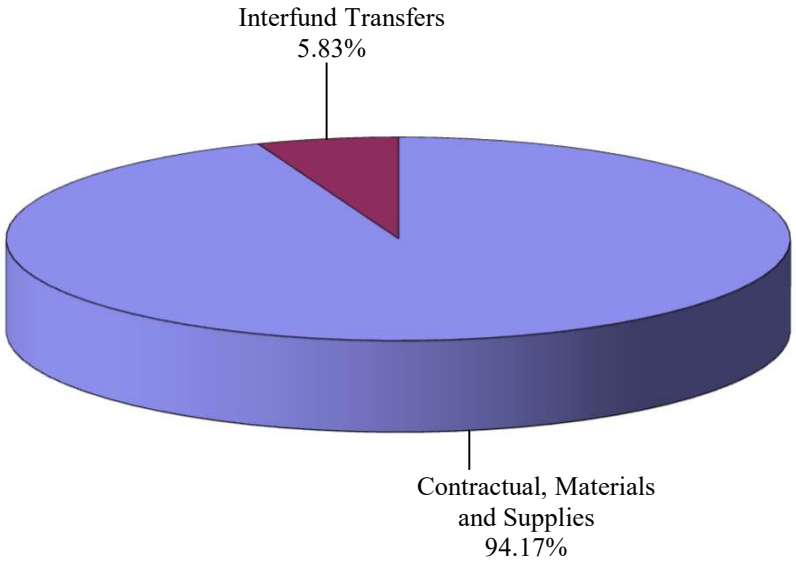

Town of Huntington
Street Lighting Fund-By Function
For Fiscal Years Ending December 31, 2027

	Actual 2025	Revised 2026	Projected 2026	Budget 2027
Funding Sources:				
Program revenue and debt proceeds:				
General Government	$ 30,373	$ 28,000	$ 28,000	$ 28,000
Unallocated Revenue	3,994,121	3,956,553	3,981,829	4,238,570
Appropriated Fund Balance	-	250,000	250,000	200,000
Total Funding Sources	**$ 4,024,494**	**$ 4,234,553**	**$ 4,259,829**	**$ 4,466,570**
Funding Uses:				
Program Expenditures:				
General Government	$ 33,018	$ (17,346)	$ 35,200	$ 41,000
Transportation	3,022,469	3,803,003	3,814,003	3,899,413
Interfund Transfers	599,785	516,751	-	526,157
Total Funding Uses	**$ 3,655,272**	**$ 4,302,408**	**$ 3,849,203**	**$ 4,466,570**

1. The Budget 2026 column includes prior year encumbrances funded by the Reserve for Encumbrances.

Town of Huntington
Street Lighting Fund-By Function
For Fiscal Years Ending December 31, 2027

2027 PROGRAM REVENUE

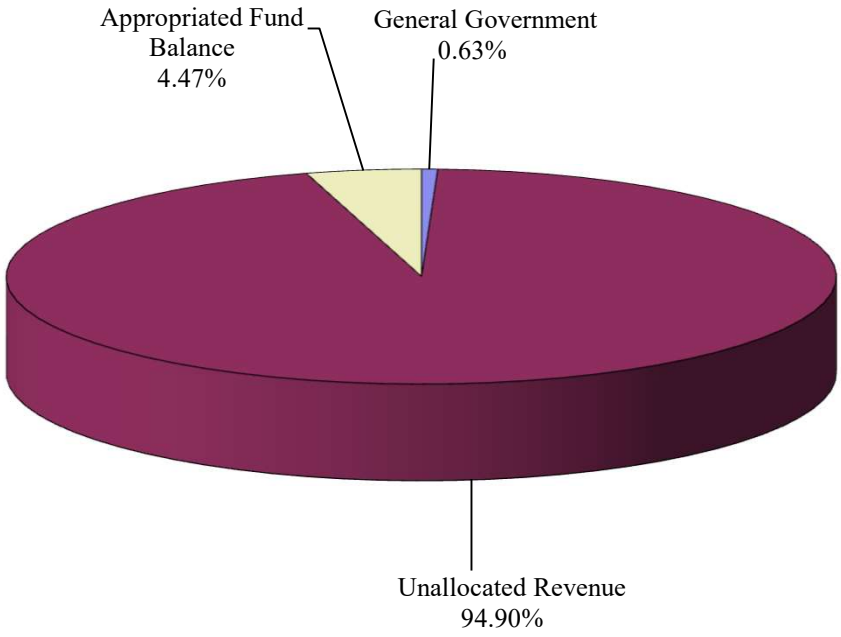

2027 PROGRAM EXPENDITURES

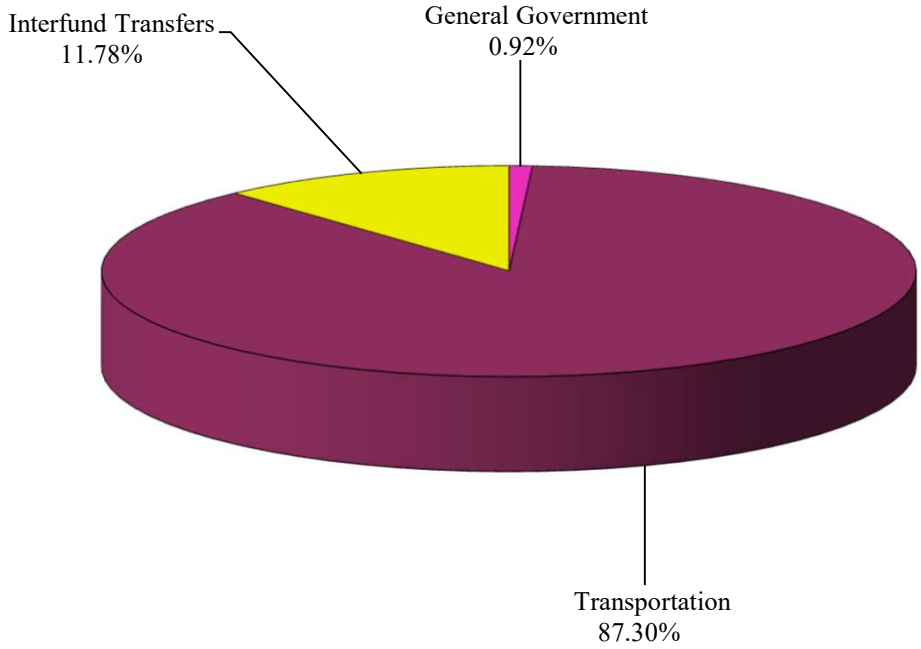

Town of Huntington
Street Lighting Fund-By Object and Source
For Fiscal Years Ending December 31, 2027

	Actual 2025	Revised 2026	Projected 2026	Budget 2027
Funding Sources:				
Revenues and debt proceeds:				
Property Taxes	$ 3,703,306	$ 3,750,057	$ 3,751,634	$ 3,957,570
Other real property tax items	9,203	6,496	4,395	70,000
Use of money and property	277,512	200,000	225,800	211,000
Sale of property and compensation for loss	4,100	-	-	-
Miscellaneous	30,373	28,000	28,000	28,000
Appropriated Fund Balance	-	250,000	250,000	200,000
Total Funding Sources	**$ 4,024,494**	**$ 4,234,553**	**$ 4,259,829**	**$ 4,466,570**
Funding Uses:				
Expenditures:				
Salary and wages	$ 801,077	$ 797,300	$ 855,346	$ 840,000
Employee benefits and taxes	628,121	856,952	856,952	899,001
Contractual, Materials and Supplies	1,197,592	1,565,510	1,571,010	1,681,162
Fixed Assets	428,697	565,895	565,895	520,250
Interfund Transfers	599,785	516,751	-	526,157
Total Funding Uses	**$ 3,655,272**	**$ 4,302,408**	**$ 3,849,203**	**$ 4,466,570**

1. The Budget 2026 column includes prior year encumbrances funded by the Reserve for Encumbrances.

Town of Huntington
Street Lighting Fund-By Object and Source
For Fiscal Years Ending December 31, 2027

2027 REVENUE BY SOURCE

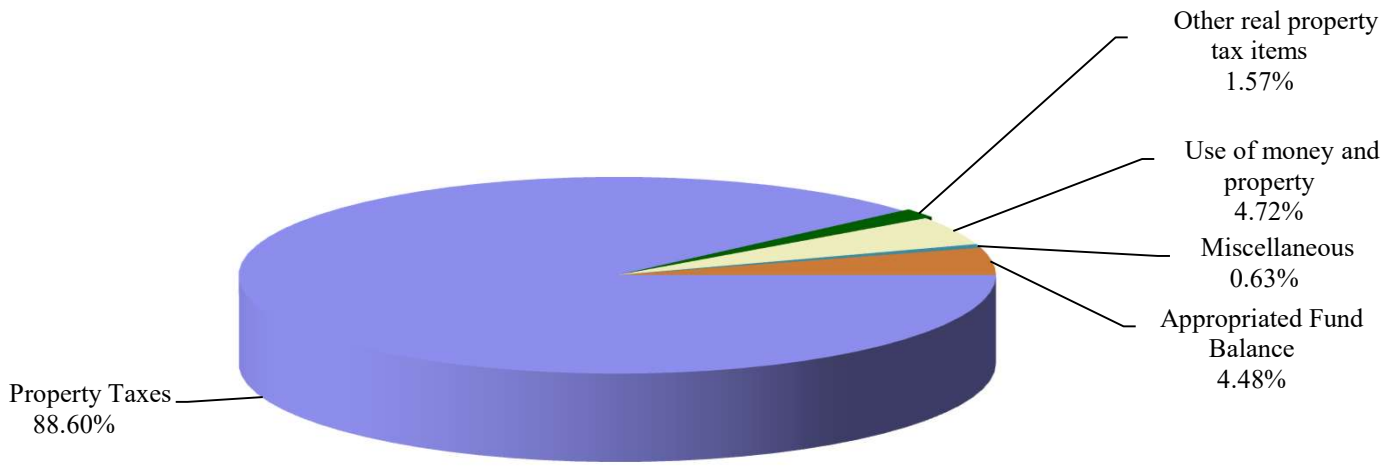

2027 EXPENDITURES BY OBJECT

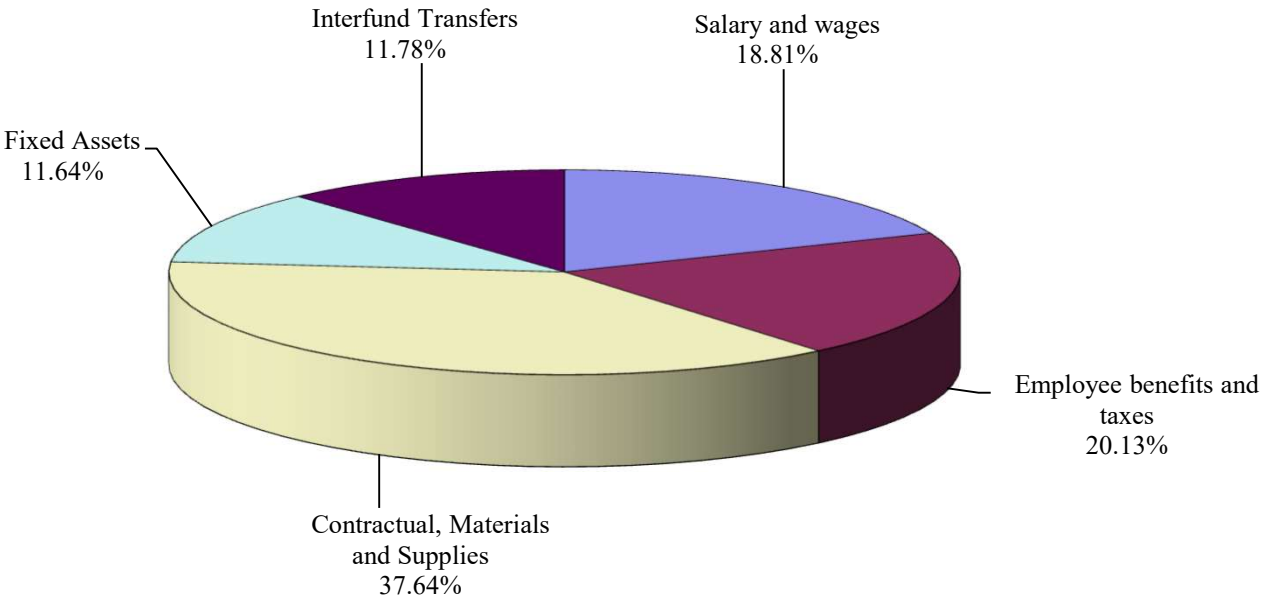

Town of Huntington
Commack Ambulance Fund-By Function
For Fiscal Years Ending December 31, 2027

	Actual 2025	Revised 2026	Projected 2026	Budget 2027
Funding Sources:				
Program revenue and debt proceeds:				
Health	$ 60,510	$ 65,000	$ -	$ 65,000
Unallocated Revenue	1,483,676	1,134,632	1,160,275	1,338,848
Total Funding Sources	**$ 1,544,186**	**$ 1,199,632**	**$ 1,160,275**	**$ 1,403,848**
Funding Uses:				
Program Expenditures:				
Health	$ 1,184,541	$ 1,122,500	$ 1,122,500	$ 1,322,500
Interfund Transfers	65,831	77,132	77,132	81,348
Total Funding Uses	**$ 1,250,372**	**$ 1,199,632**	**$ 1,199,632**	**$ 1,403,848**

1. The Budget 2026 column includes prior year encumbrances funded by the Reserve for Encumbrances.

Town of Huntington
Commack Ambulance Fund-By Function
For Fiscal Years Ending December 31, 2027

2027 PROGRAM REVENUE

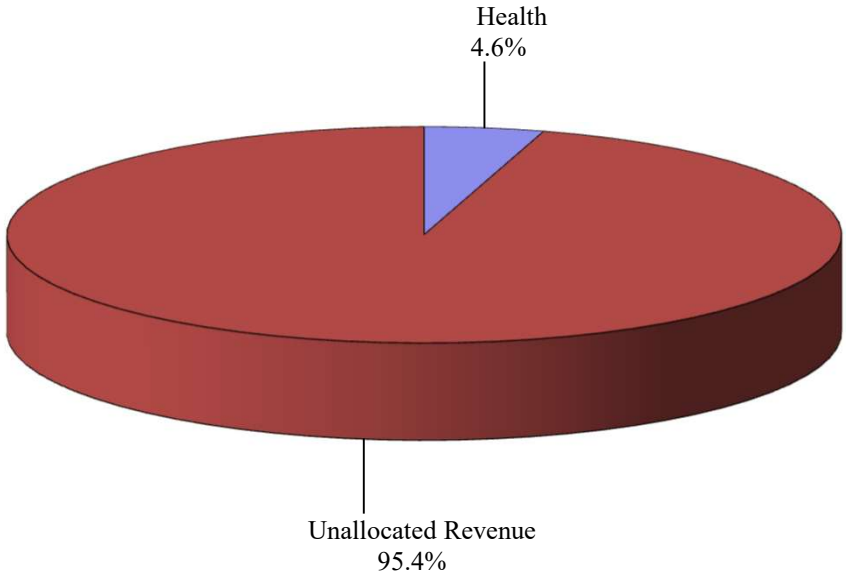

2027 PROGRAM EXPENDITURES

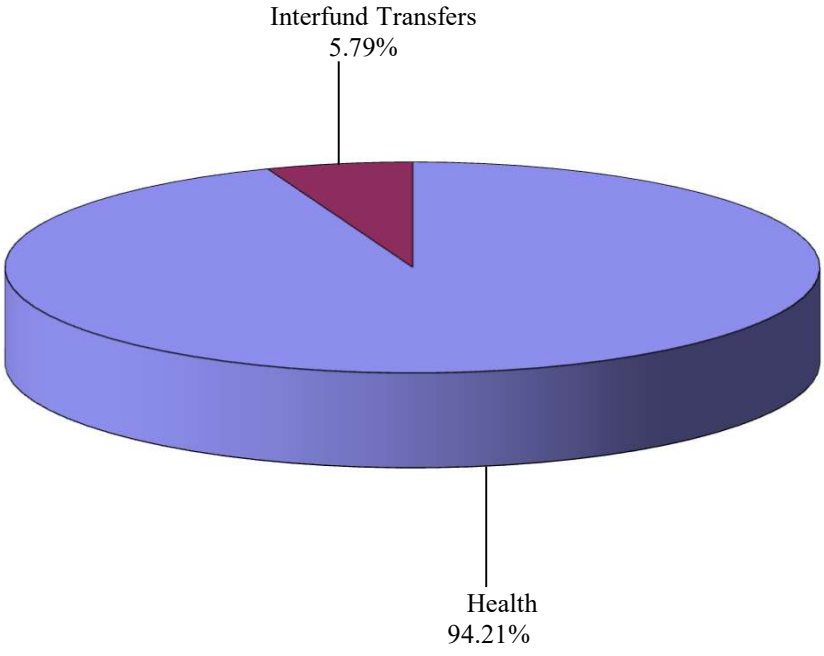

Town of Huntington
Commack Ambulance-By Object and Source
For Fiscal Years Ending December 31, 2027

	Actual 2025	Revised 2026	Projected 2026	Budget 2027
Funding Sources:				
Revenues and debt proceeds:				
Property Taxes	$ 411,555	$ 442,432	$ 442,432	$ 451,281
Other real property tax items	1,965	3,014	-	3,014
Intergovernmental charges	60,510	65,000	-	65,000
Use of money and property	305,382	1,343	30,000	30,000
Sale of property and compensation for loss	764,774	687,843	687,843	854,553
Total Funding Sources	**$ 1,544,186**	**$ 1,199,632**	**$ 1,160,275**	**$ 1,403,848**
Funding Uses:				
Expenditures:				
Employee benefits and taxes	$ 47,537	$ 90,000	$ 90,000	$ 90,000
Contractual, Materials and Supplies	1,137,004	1,032,500	1,032,500	1,232,500
Interfund Transfers	65,831	77,132	77,132	81,348
Total Funding Uses	**$ 1,250,372**	**$ 1,199,632**	**$ 1,199,632**	**$ 1,403,848**

1. The Budget 2026 column includes prior year encumbrances funded by the Reserve for Encumbrances.

Town of Huntington
Commack Ambulance-By Object and Source
For Fiscal Years Ending December 31, 2027

2027 REVENUE BY SOURCE



2027 EXPENDITURES BY OBJECT

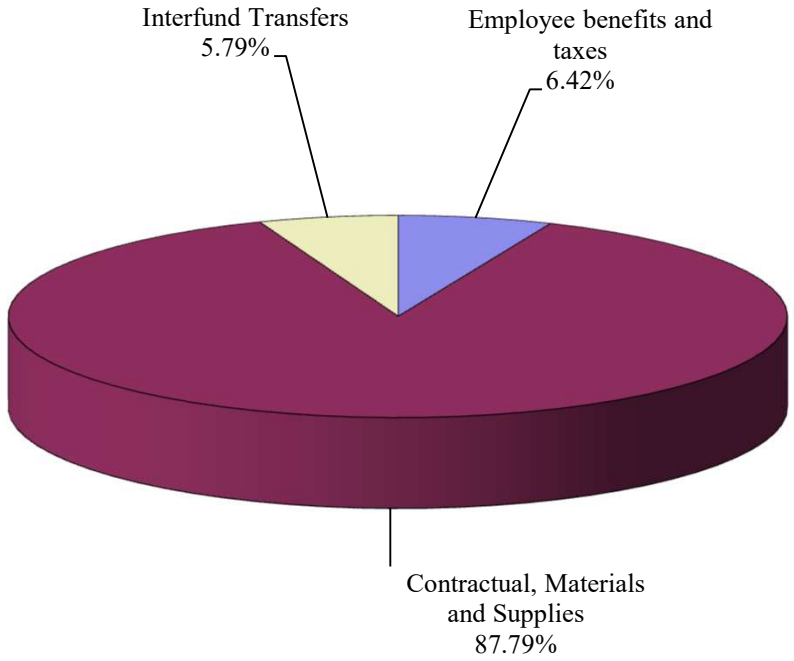

Town of Huntington
Huntington Ambulance Fund-By Function
For Fiscal Years Ending December 31, 2027

	Actual 2025	Revised 2026	Projected 2026	Budget 2027
Funding Sources:				
Program revenue and debt proceeds:				
Interfund Service Charges	$ 31,851	$ -	$ -	$ -
Unallocated Revenue	4,486,610	2,614,087	2,643,953	3,275,109
Appropriated Fund Balance	-	400,000	$ 400,000	-
Total Funding Sources	**$ 4,518,461**	**$ 3,014,087**	**$ 3,043,953**	**$ 3,275,109**
Funding Uses:				
Program Expenditures:				
Health	$ 2,884,826	$ 2,842,500	$ 2,762,179	$ 3,062,571
Interfund Transfers	143,738	171,587	171,587	212,538
Total Funding Uses	**$ 3,028,564**	**$ 3,014,087**	**$ 2,933,766**	**$ 3,275,109**

1. The Budget 2026 column includes prior year encumbrances funded by the Reserve for Encumbrances.

Town of Huntington
Huntington Ambulance Fund-By Function
For Fiscal Years Ending December 31, 2027

2027 PROGRAM REVENUE

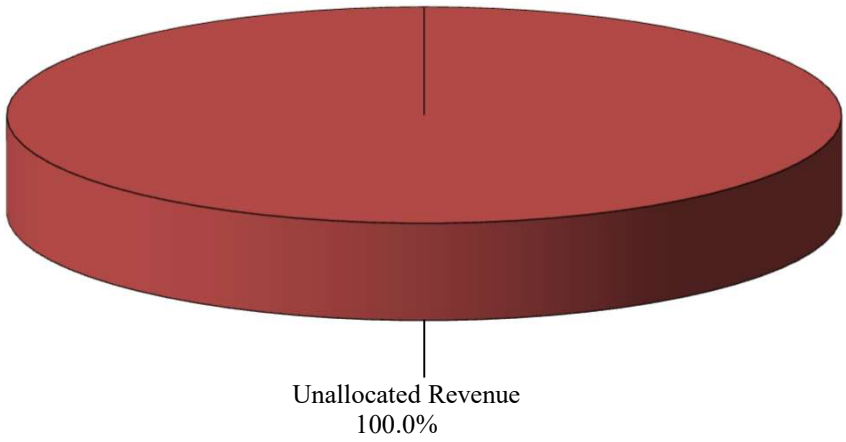

2027 PROGRAM EXPENDITURES

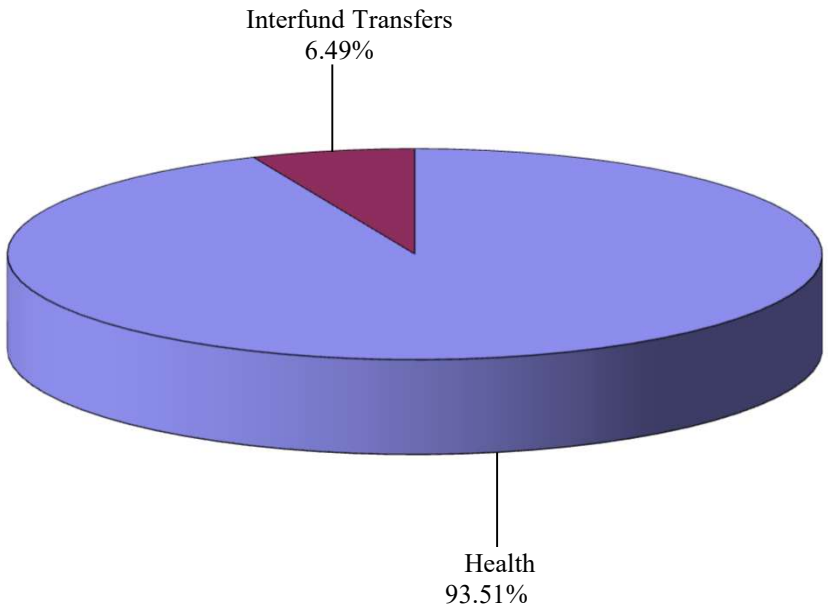

Town of Huntington
Huntington Ambulance Fund-By Object and Source
For Fiscal Years Ending December 31, 2027

	Actual 2025	Revised 2026	Projected 2026	Budget 2027
Funding Sources:				
Revenues and debt proceeds:				
Property Taxes	$ 369,051	$ 433,164	$ 433,724	$ 441,647
Other real property tax items	419	323	229	303
Use of money and property	1,186,245	20,600	50,000	30,000
Sale of property and compensation for loss	2,930,895	2,160,000	2,160,000	2,803,159
Interfund Revenues	31,851	-	-	-
Appropriated Fund Balance	-	400,000	400,000	-
Total Funding Sources	**$ 4,518,461**	**$ 3,014,087**	**$ 3,043,953**	**$ 3,275,109**
Funding Uses:				
Expenditures:				
Employee benefits and taxes	$ 486,393	$ 500,000	$ 427,179	$ 500,000
Contractual, Materials and Supplies	2,398,433	2,342,500	2,335,000	2,562,571
Interfund Transfers	143,738	171,587	171,587	212,538
Total Funding Uses	**$ 3,028,564**	**$ 3,014,087**	**$ 2,933,766**	**$ 3,275,109**

1. The Budget 2026 column includes prior year encumbrances funded by the Reserve for Encumbrances.

Town of Huntington
Huntington Ambulance Fund-By Object and Source
For Fiscal Years Ending December 31, 2027

2027 REVENUE BY SOURCE

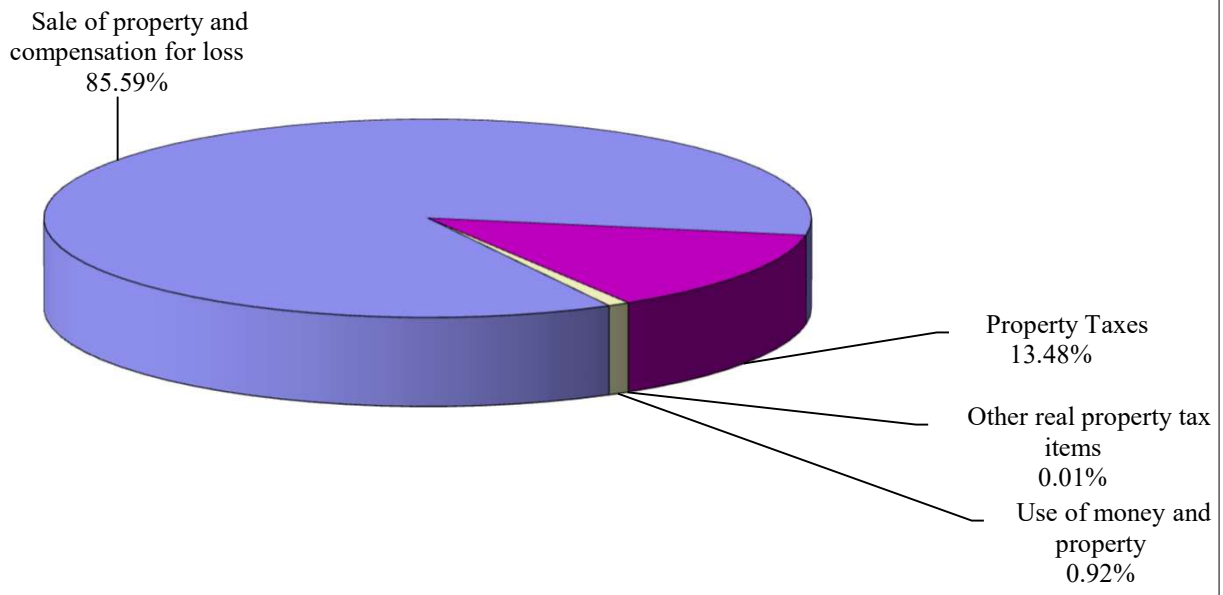

2027 EXPENDITURES BY OBJECT

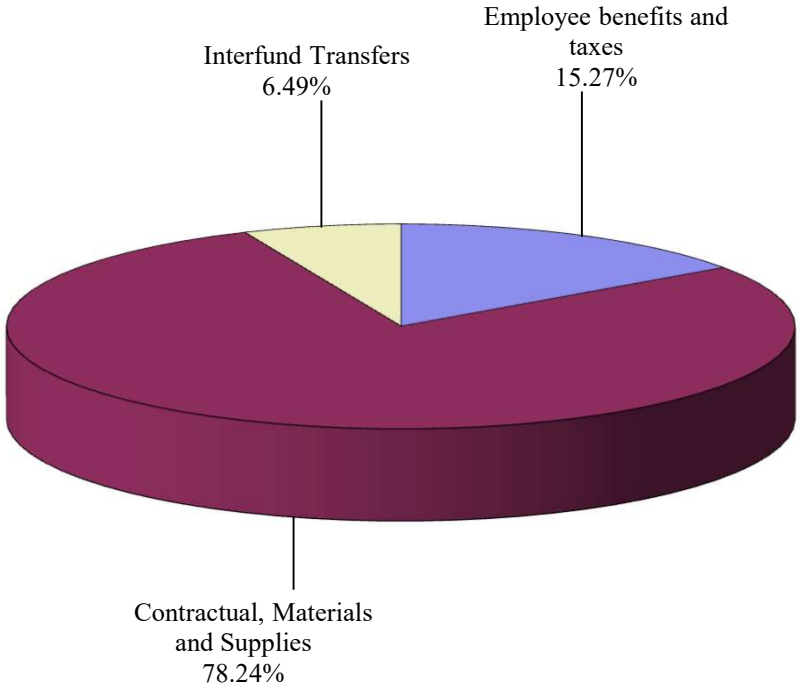

Town of Huntington
Huntington Sewer Fund-By Function
For Fiscal Years Ending December 31, 2027

	Actual 2025	Revised 2026	Projected 2026	Budget 2027
Funding Sources:				
Program revenue and debt proceeds:				
Home and Community Services	431,477	497,000	400,000	497,000
Interfund Service Charges	3,252	-	-	-
Unallocated Revenue	5,444,529	5,545,689	5,660,853	6,160,766
Appropriated Fund Balance	-	147,500	$ 147,500	-
Total Funding Sources	**$ 5,879,258**	**$ 6,190,189**	**$ 6,208,353**	**$ 6,657,766**
Funding Uses:				
Program Expenditures:				
General Government	$ 50,873	$ 53,500	$ 57,000	$ 57,000
Home and Community Services	4,219,979	4,854,675	5,012,069	5,182,740
Debt Service Transfers	353,989	452,000	452,000	555,000
Interfund Transfers	1,311,126	872,160	872,160	863,026
Total Funding Uses	**$ 5,935,967**	**$ 6,232,335**	**$ 6,393,229**	**$ 6,657,766**

1. The Budget 2026 column includes prior year encumbrances funded by the Reserve for Encumbrances.

Town of Huntington
Huntington Sewer Fund-By Function
For Fiscal Years Ending December 31, 2027

2027 PROGRAM REVENUE

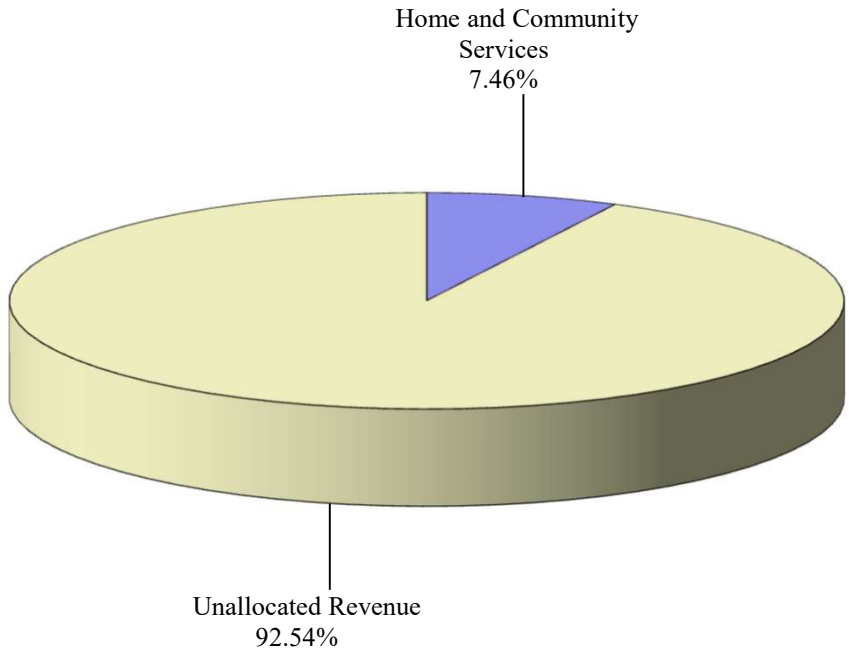

2027 PROGRAM EXPENDITURES

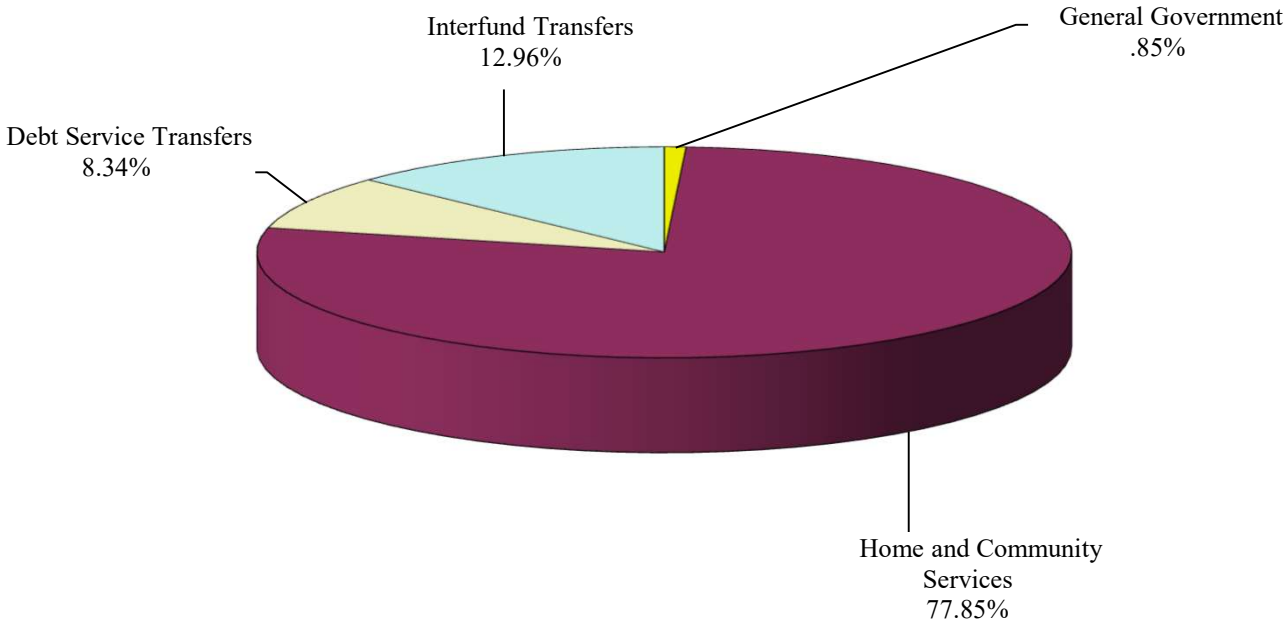

Town of Huntington
Huntington Sewer Fund-By Object and Source
For Fiscal Years Ending December 31, 2027

	Actual 2025	Revised 2026	Projected 2026	Budget 2027
Funding Sources:				
Revenues and debt proceeds:				
Property Taxes	$ 4,975,792	$ 5,200,488	$ 5,200,549	$ 5,790,565
Other real property tax items	2,929	500	-	25,500
Non-property tax items	144,701	144,701	144,701	144,701
Departmental Income	431,477	497,000	400,000	497,000
Interfund Transfers	3,252	-	-	-
Use of money and property	221,246	150,000	226,746	150,000
Miscellaneous	99,861	50,000	88,857	50,000
Appropriated Fund Balance	-	147,500	147,500	-
Total Funding Sources	**$ 5,879,258**	**$ 6,190,189**	**$ 6,208,353**	**$ 6,657,766**
Funding Uses:				
Expenditures:				
Salary and wages	$ 1,660,596	$ 1,655,024	$ 1,695,024	$ 1,669,640
Employee benefits and taxes	1,455,496	1,619,609	1,737,003	1,838,000
Contractual, Materials and Supplies	1,154,760	1,612,778	1,616,278	1,722,100
Debt Principal	276,593	337,000	337,000	390,000
Debt Interest	77,396	115,000	115,000	165,000
Fixed Assets	-	20,764	20,764	10,000
Interfund Transfers	1,311,126	872,160	872,160	863,026
Total Funding Uses	**$ 5,935,967**	**$ 6,232,335**	**$ 6,393,229**	**$ 6,657,766**

1. The Budget 2026 column includes prior year encumbrances funded by the Reserve for Encumbrances.

Town of Huntington
Huntington Sewer Fund-By Object and Source
For Fiscal Years Ending December 31, 2027

2027 REVENUE BY SOURCE

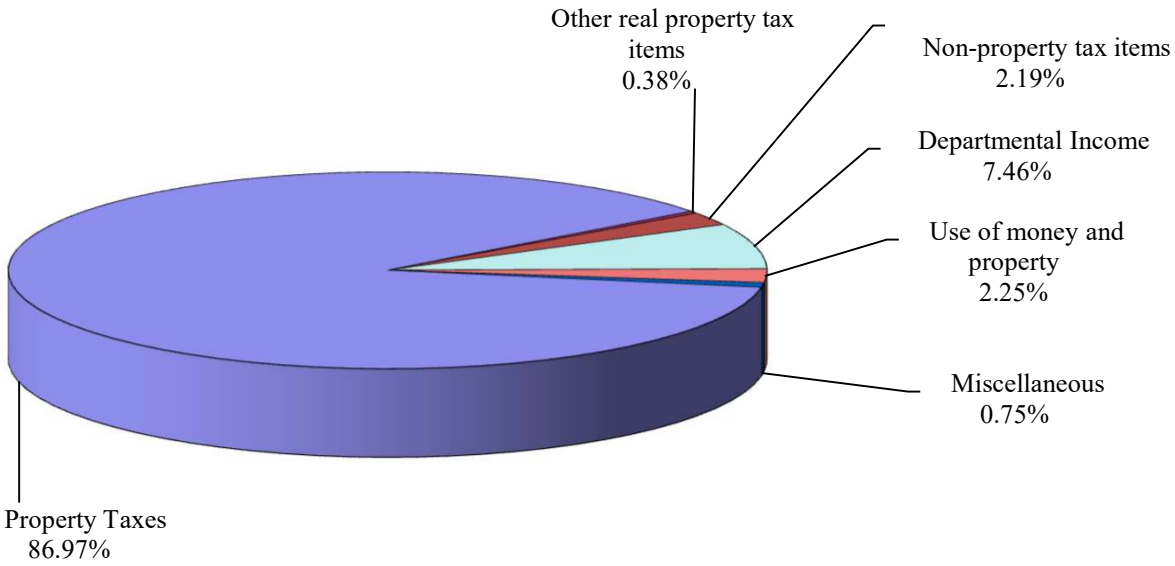

2027 EXPENDITURES BY OBJECT

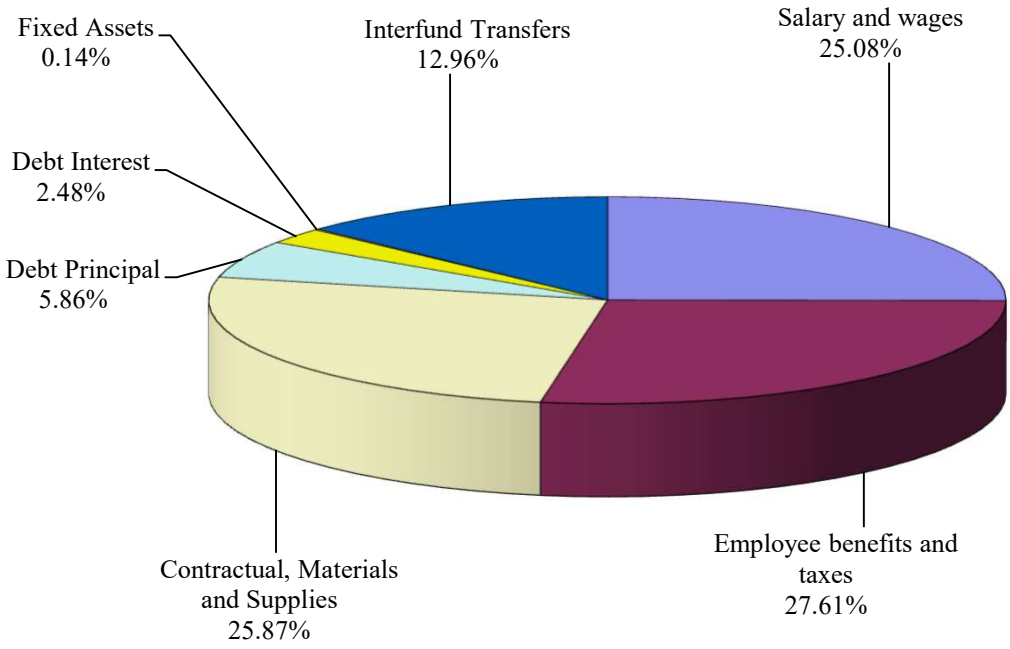

Town of Huntington
Centerport Sewer Fund-By Function
For Fiscal Years Ending December 31, 2027

	Actual 2025	Revised 2026	Projected 2026	Budget 2027
Funding Sources:				
Program revenue and debt proceeds:				
Unallocated Revenue	$ 194,221	$ 169,167	$ 184,168	$ 226,579
Total Funding Sources	**$ 194,221**	**$ 169,167**	**$ 184,168**	**$ 226,579**
Funding Uses:				
Program Expenditures:				
General Government	$ 1,397	$ 1,300	$ 1,300	$ 1,300
Home and Community Services	133,046	173,095	173,095	211,950
Interfund Transfers	9,039	6,299	6,299	13,329
Total Funding Uses	**$ 143,482**	**$ 180,694**	**$ 180,694**	**$ 226,579**

1. The Budget 2026 column includes prior year encumbrances funded by the Reserve for Encumbrances.

Town of Huntington
Centerport Sewer Fund-By Function
For Fiscal Years Ending December 31, 2027

2027 PROGRAM REVENUE

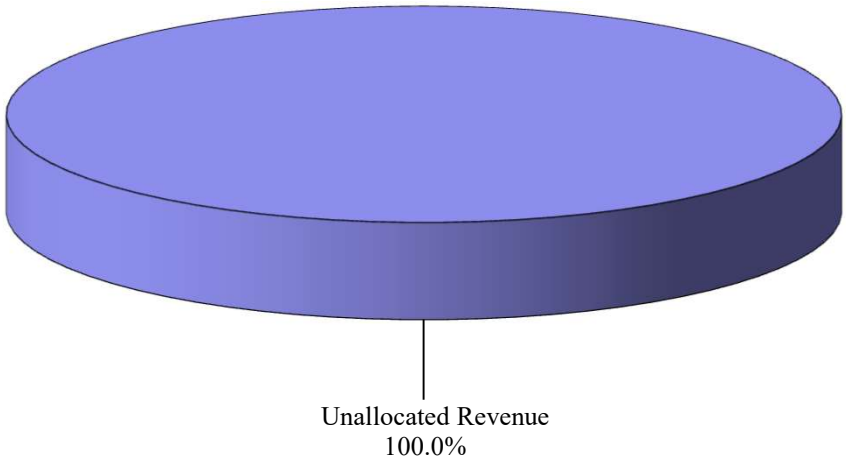

2027 PROGRAM EXPENDITURES

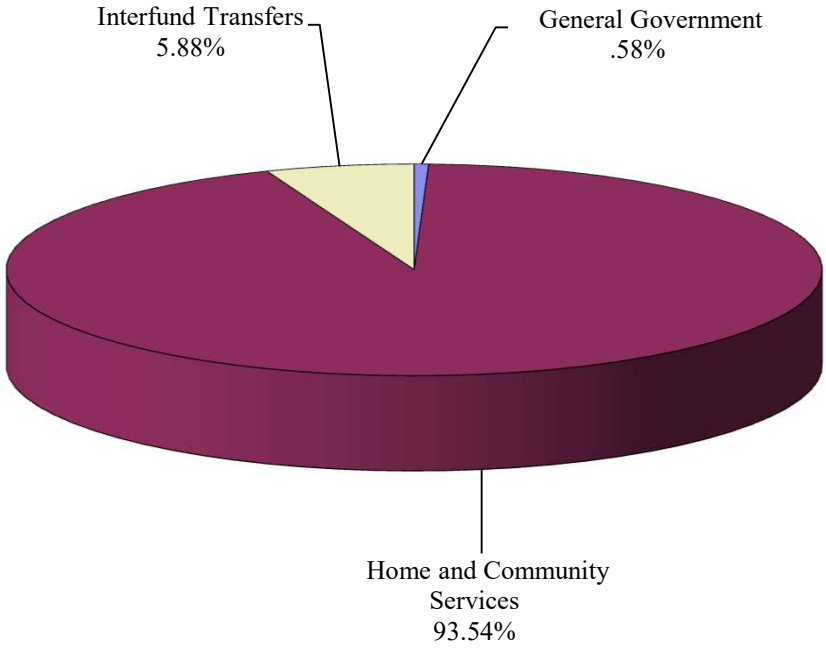

Town of Huntington
Centerport Sewer Fund-By Object and Source
For Fiscal Years Ending December 31, 2027

	Actual 2025	Revised 2026	Projected 2026	Budget 2027
Funding Sources:				
Revenues and debt proceeds:				
Property Taxes	$ 170,899	$ 168,167	$ 168,168	$ 210,579
Other real property tax items	99	-	-	-
Use of money and property	23,223	1,000	16,000	16,000
Total Funding Sources	**$ 194,221**	**$ 169,167**	**$ 184,168**	**$ 226,579**
Funding Uses:				
Expenditures:				
Salary and wages	$ 4,429	$ 7,000	$ 7,000	$ 7,000
Employee benefits and taxes	342	536	536	1,000
Contractual, Materials and Supplies	129,672	155,332	155,332	194,250
Fixed Assets	-	11,527	11,527	11,000
Interfund Transfers	9,039	6,299	6,299	13,329
Total Funding Uses	**$ 143,482**	**$ 180,694**	**$ 180,694**	**$ 226,579**

1. The Budget 2026 column includes prior year encumbrances funded by the Reserve for Encumbrances.

Town of Huntington
Centerport Sewer Fund-By Object and Source
For Fiscal Years Ending December 31, 2027

2027 REVENUE BY SOURCE

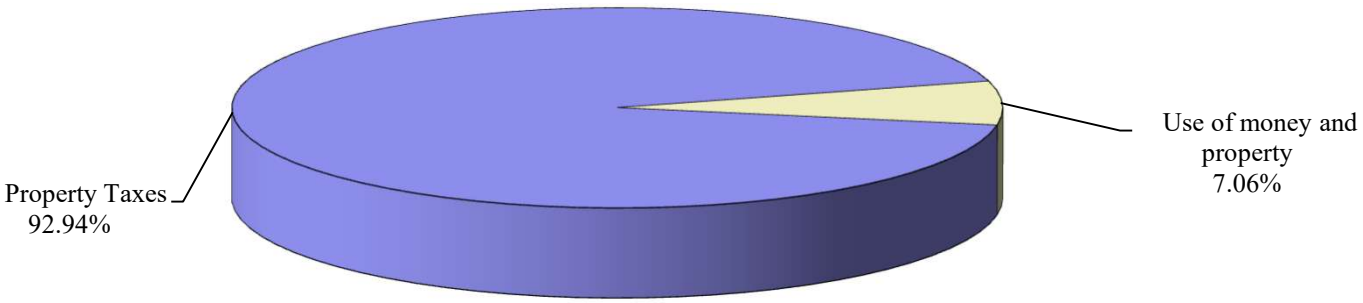

2027 EXPENDITURES BY OBJECT

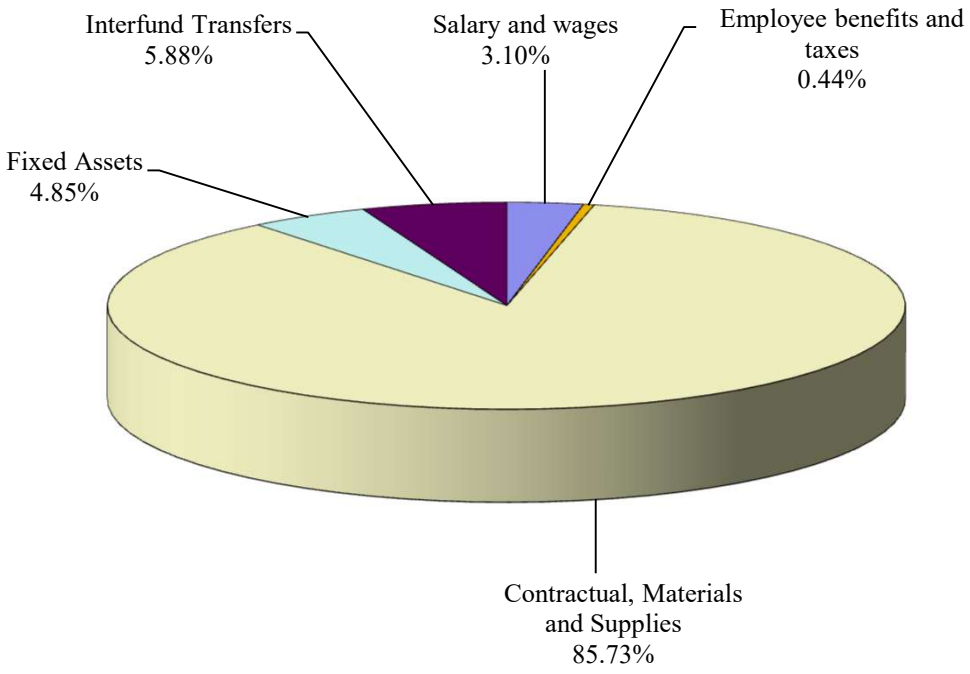

Town of Huntington
Waste Water Fund-By Function
For Fiscal Years Ending December 31, 2027

	Actual 2025	Revised 2026	Projected 2026	Budget 2027
Funding Sources:				
Program revenue and debt proceeds:				
Home and Community Services	$ 1,058,978	$ 1,500,000	$ 1,000,000	$ 1,500,000
Unallocated Revenue	37,206	62,764	24,125	62,000
Appropriated Fund Balance	-	-	-	300,000
Total Funding Sources	**$ 1,096,184**	**$ 1,562,764**	**$ 1,024,125**	**$ 1,862,000**
Funding Uses:				
Program Expenditures:				
General Government	$ 10,522	$ (77,874)	$ 13,500	$ 30,500
Home and Community Services	1,047,646	1,396,594	1,335,122	1,562,015
Debt Service Transfers	77,487	78,500	78,500	97,000
Interfund Transfers	153,969	167,816	167,816	172,485
Total Funding Uses	**$ 1,289,624**	**$ 1,565,036**	**$ 1,594,938**	**$ 1,862,000**

1. The Budget 2026 column includes prior year encumbrances funded by the Reserve for Encumbrances.

Town of Huntington
Waste Water Fund-By Function
For Fiscal Years Ending December 31, 2027

2027 PROGRAM REVENUE

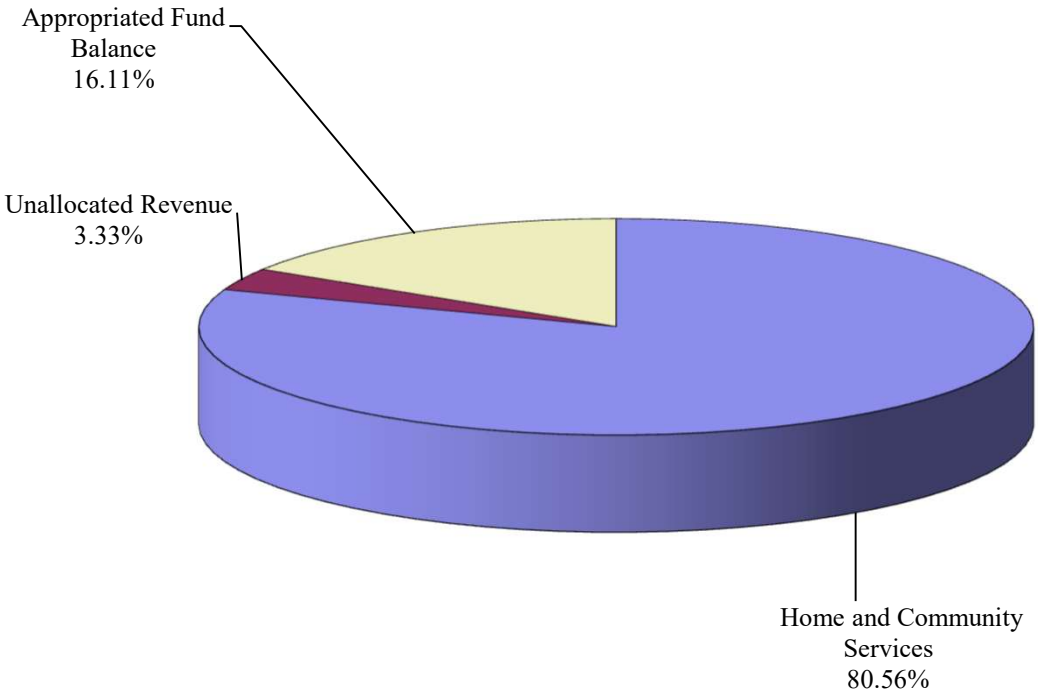

2027 PROGRAM EXPENDITURES

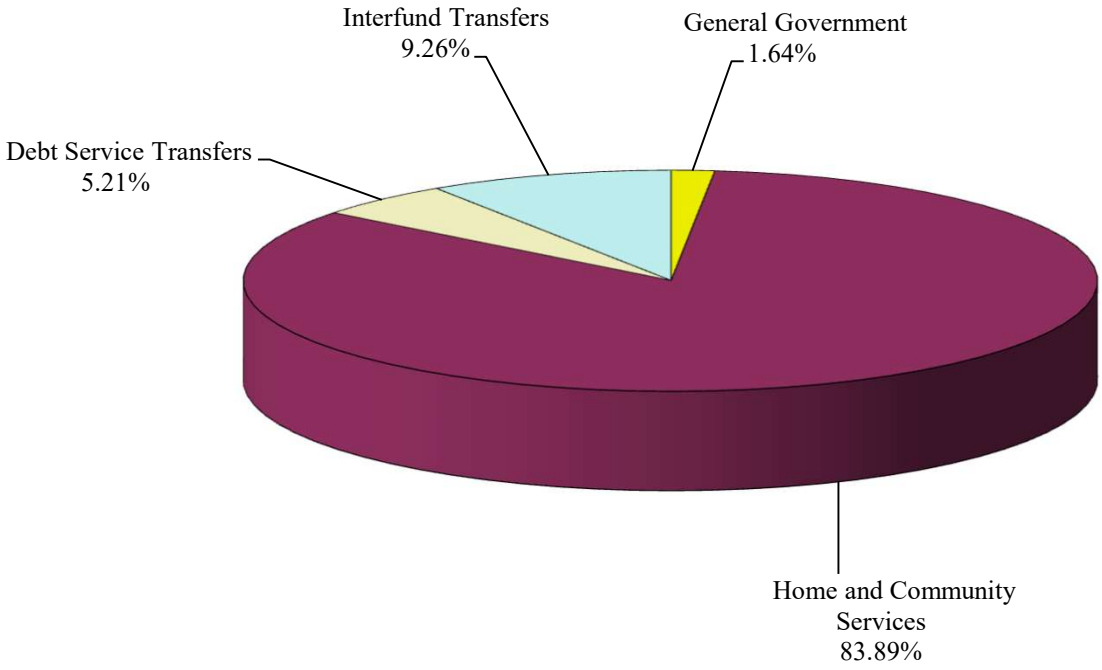

Town of Huntington
Waste Water Fund-By Object and Source
For Fiscal Years Ending December 31, 2027

	Actual 2025	Revised 2026	Projected 2026	Budget 2027
Funding Sources:				
Revenues and debt proceeds:				
Departmental Income	$ 1,058,978	$ 1,500,000	$ 1,000,000	$ 1,500,000
Use of money and property	26,092	50,764	16,432	50,000
Miscellaneous	11,114	12,000	7,693	12,000
Appropriated Fund Balance	-	-	-	300,000
Total Funding Sources	**$ 1,096,184**	**$ 1,562,764**	**$ 1,024,125**	**$ 1,862,000**
Funding Uses:				
Expenditures:				
Salary and wages	$ 272,448	$ 219,592	$ 325,966	$ 340,000
Employee benefits and taxes	252,441	260,866	265,866	271,690
Contractual, Materials and Supplies	521,573	798,262	746,790	935,825
Debt Principal	66,742	69,000	69,000	85,000
Debt Interest	10,745	9,500	9,500	12,000
Fixed Assets	11,706	40,000	10,000	45,000
Interfund Transfers	153,969	167,816	167,816	172,485
Total Funding Uses	**$ 1,289,624**	**$ 1,565,036**	**$ 1,594,938**	**$ 1,862,000**

1. The Budget 2026 column includes prior year encumbrances funded by the Reserve for Encumbrances.

Town of Huntington
Waste Water Fund-By Object and Source
For Fiscal Years Ending December 31, 2027

2027 REVENUE BY SOURCE

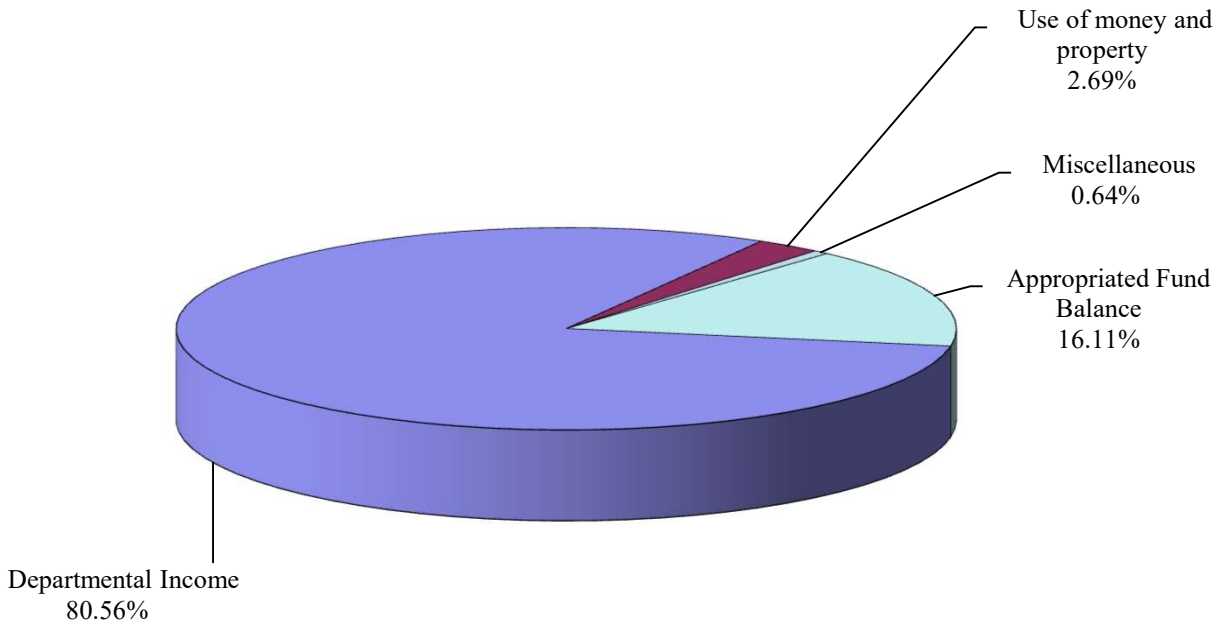

2027 EXPENDITURES BY OBJECT

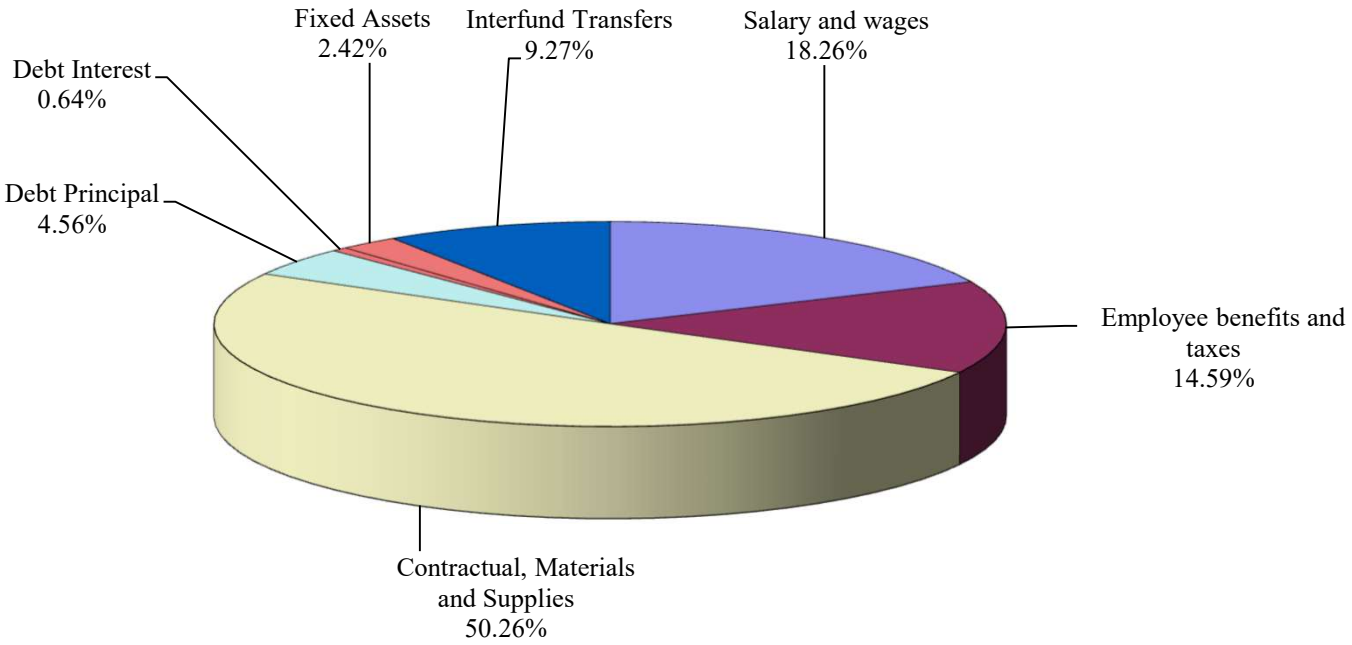

Town of Huntington
Dix Hills Water District-By Function
For Fiscal Years Ending December 31, 2027

	Actual 2025	Revised 2026	Projected 2026	Budget 2027
Funding Sources:				
Program revenue and debt proceeds:				
Home and Community Services	$ 5,062,360	$ 4,777,800	$ 4,750,800	$ 4,825,000
Interfund Service Charges	600,000	3,000,000	3,000,000	-
Unallocated Revenue	6,894,594	5,052,855	6,484,170	5,380,879
Appropriated Fund Balance	-	(1,737,945)	$ (1,701,500)	300,000
Total Funding Sources	**$ 12,556,954**	**$ 11,092,710**	**$ 12,533,470**	**$ 10,505,879**
Funding Uses:				
Program Expenditures:				
General Government	$ 105,136	$ 79,523	$ 100,644	$ 107,500
Home and Community Services	5,715,916	6,265,817	6,266,564	6,570,819
Debt Service Transfers	1,727,571	3,280,000	2,480,000	2,478,000
Interfund Transfers	1,486,073	1,491,731	1,491,731	1,349,560
Total Funding Uses	**$ 9,034,696**	**$ 11,117,071**	**$ 10,338,939**	**$ 10,505,879**

1. The Budget 2026 column includes prior year encumbrances funded by the Reserve for Encumbrances.

Town of Huntington
Dix Hills Water District-By Function
For Fiscal Years Ending December 31, 2027

2027 PROGRAM REVENUE

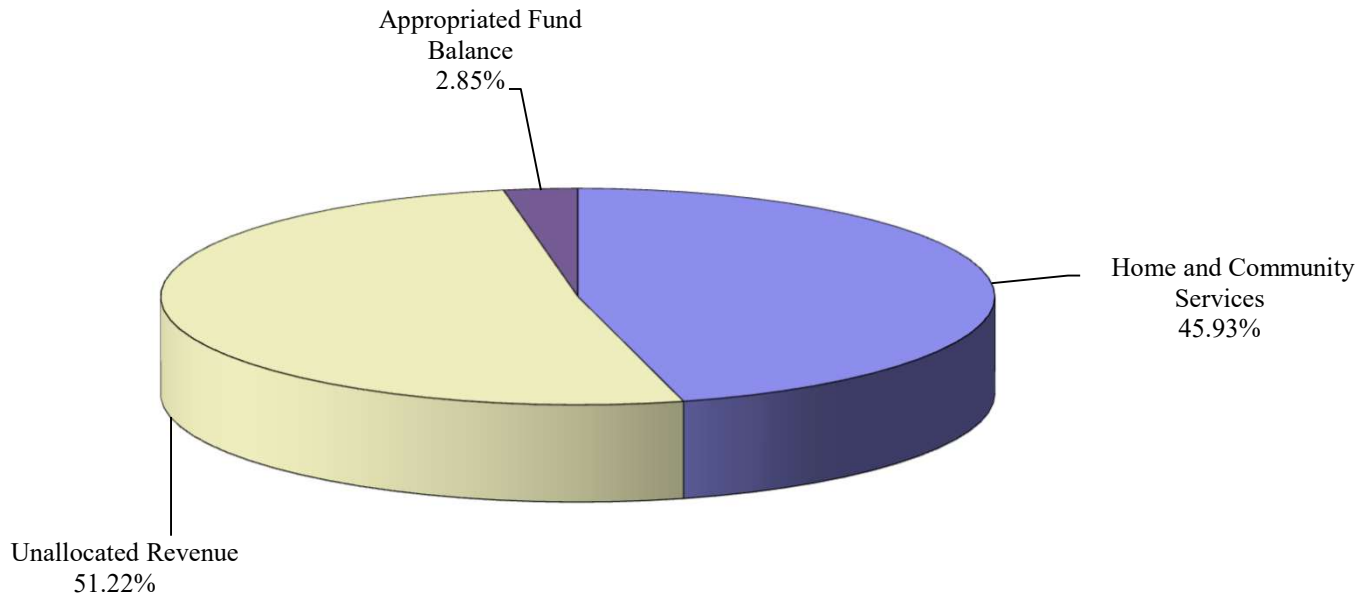

2027 PROGRAM EXPENDITURES

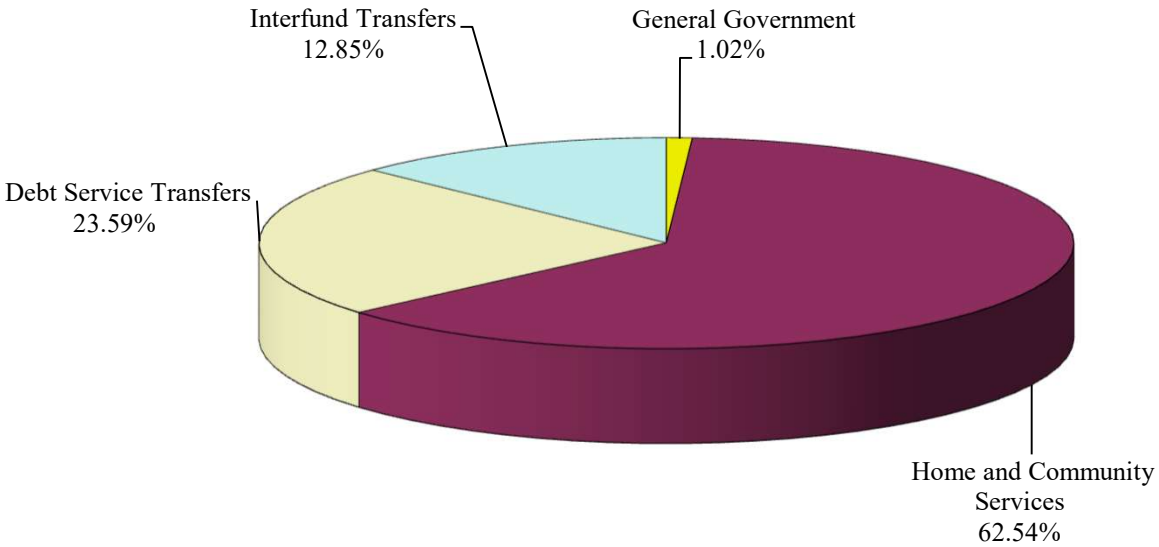

Town of Huntington
Dix Hills Water District-By Object and Source
For Fiscal Years Ending December 31, 2027

	Actual 2025	Revised 2026	Projected 2026	Budget 2027
Funding Sources:				
Revenues and debt proceeds:				
Property Taxes	$ 4,184,978	$ 4,694,479	$ 4,802,414	$ 4,975,123
Other real property tax items	2,461	-	-	-
Departmental Income	4,598,132	4,353,050	4,325,940	4,400,250
Use of money and property	1,102,653	725,000	1,078,692	775,000
Licenses and Permits	300	-	-	-
Sale of property and compensation for loss	1,712,056	2,620	948,562	-
Miscellaneous	356,374	55,506	79,362	55,506
Interfund Transfers	600,000	3,000,000	3,000,000	-
Appropriated Fund Balance	-	(1,737,945)	(1,701,500)	300,000
Total Funding Sources	**$ 12,556,954**	**$ 11,092,710**	**$ 12,533,470**	**$ 10,505,879**
Funding Uses:				
Expenditures:				
Salary and wages	$ 1,616,631	$ 1,483,149	$ 1,645,435	$ 1,578,350
Employee benefits and taxes	1,232,667	1,268,953	1,278,292	1,389,353
Contractual, Materials and Supplies	2,362,212	3,175,005	3,028,441	3,312,966
Debt Principal	1,036,644	2,275,000	1,475,000	1,638,000
Debt Interest	690,927	1,005,000	1,005,000	840,000
Fixed Assets	609,542	418,233	415,040	397,650
Interfund Transfers	1,486,073	1,491,731	1,491,731	1,349,560
Total Funding Uses	**$ 9,034,696**	**$ 11,117,071**	**$ 10,338,939**	**$ 10,505,879**

1. The Budget 2026 column includes prior year encumbrances funded by the Reserve for Encumbrances.

Town of Huntington
Dix Hills Water District-By Object and Source
For Fiscal Years Ending December 31, 2027

2027 REVENUE BY SOURCE

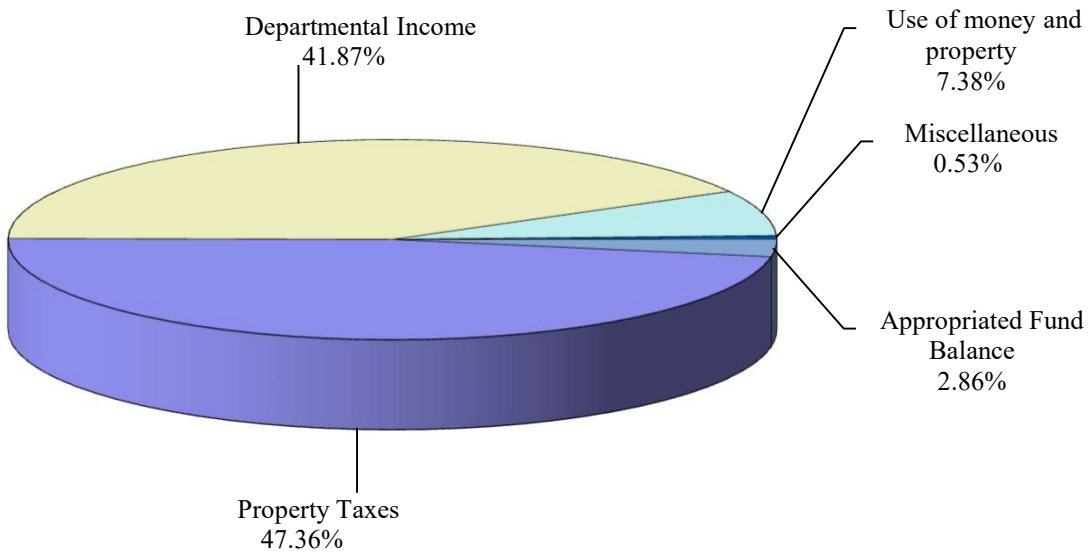

2027 EXPENDITURES BY OBJECT

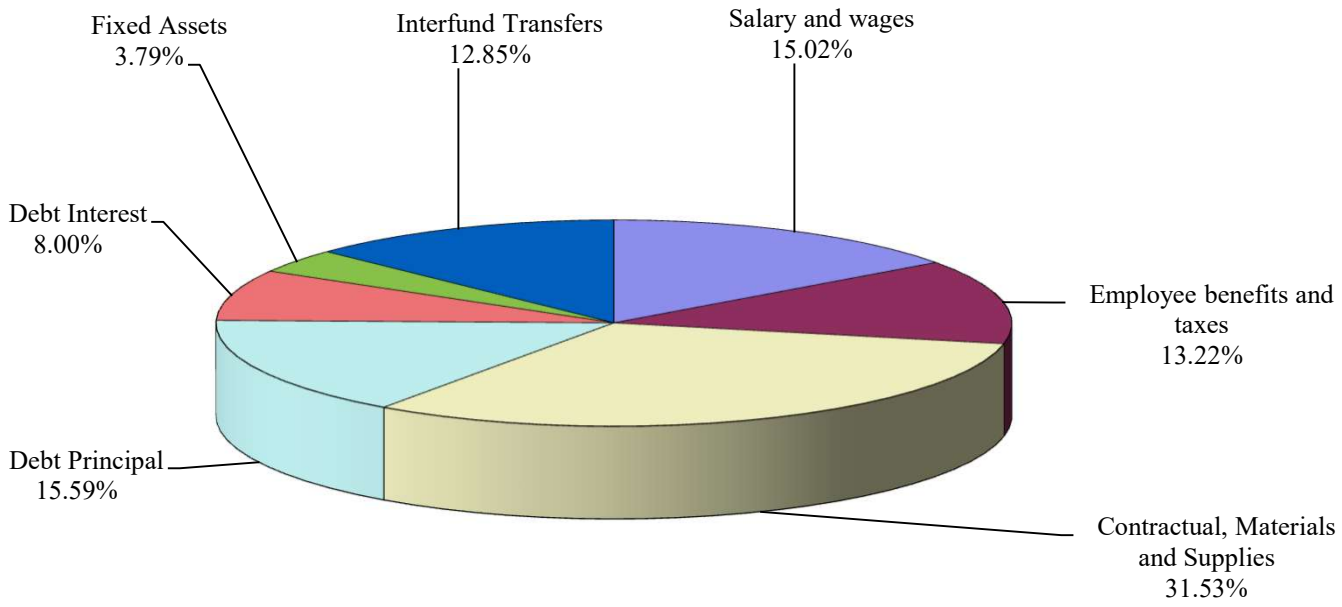

Departmental Summaries and Budgets

Assessor

Lisa Leonick, Assessor

♦ Section I - Departmental Mission:

The mission of the Assessor's Office is to maintain a fair, accurate, and timely valuation of all real property within the Town in an equitable manner, as reflected on the Town's assessment roll. Once finalized, the annual Town Assessment Roll becomes the tax base, which is utilized to apportion the annual Town Tax Warrant, which exceeded $1 billion in the 2026 calendar year. This is the money that funds the operating budgets of the Town, County, Schools, Libraries, and Special Districts' (Fire, Water, Ambulance, Sewer, Refuse, Lighting, and Business Improvement districts). An accurate assessment roll furthers the Town's strategic goal of maintaining fiscal strength with the solid tax structure necessary to deliver quality public services.

The primary mission of the School Tax Relief (STAR) Division is to educate the public regarding STAR and ensure that all eligible Town of Huntington residents file applications in a timely manner to receive their STAR exemption as soon as legally possible.

♦ Section II - Legal Authority:

The duties and responsibilities of the Assessor's Office are governed by New York State Real Property Tax Law, the New York State Rules for Real Property Tax Administration as enacted by the NYS Department of Taxation and Finance, Office of Real Property Tax Services, and the Suffolk County Tax Act. The appointment of the Town Assessor is authorized under Section 310 of the Real Property Tax Law and Local Law No. 9-1982 of the Town Code.

STAR is part of the New York State Real Property Tax Law, Section 425.

♦ Section III - Operating Environment:

ASSESSOR'S OFFICE

Grievance Processing:

This office processed approximately 17,200 residential and commercial grievance complaints in the current, 2026/27 tax year, up from 15,000 in the prior tax year. The law requires grievances to be filed in May each year, and each grievance must be entered into the Govern computer program, individually reviewed, and determined by an independent Board of Assessment Review by July 1st of each year. Our office implemented electronic filing for bulk grievance filers and conducted live Grievance Day hearings.

Small Claims Assessment Review (SCAR) Proceedings:

SCAR proceedings are residential assessment appeals to the Suffolk County Supreme Court after a denial by the Board of Assessment Review. For the past several years, the SCAR caseload has varied from 4,000 to 6,000 appeals, and it is projected that the caseload for the SCAR cases filed for the upcoming 2026/27 tax year will be 7,000 or more cases.

Assessor

Lisa Leonick, Assessor

Property Tax Exemption Processing:

The Assessor's Office is responsible each year for the administration and processing of thousands of property tax exemptions allowed under State and local laws, such as Veterans, Senior Citizens with Low Income, Home Improvement, Disabled with Low Income, Agricultural Commitment, Non-Profit, and Volunteer Firefighters & Ambulance Workers. The Assessor's Office is also responsible for the timely removal of exemptions from properties when the owner is no longer eligible for an exemption and recapturing the money saved from the exemption by ineligible owners through the pro rata process.

Inventory of Real Property:

The Assessor's office establishes the condition and value of all approximately 75,000 parcels of residential, commercial, industrial, and utility real property within the Town as of taxable status date (March 1st of each year).

STAR DIVISION:

The majority of the Town's residential property owners are entitled to the BASIC STAR exemption. Therefore, approximately 55,000 of the 63,450 Town of Huntington households are entitled to these school tax savings. Additionally, applicants over 65 years of age or older may be eligible for additional school tax savings through the Enhanced STAR program, several thousand of which are administered by the STAR division. Each Enhanced STAR exemption must be renewed annually with the Town's STAR Office by March 1st or through the NYS Department of Taxation and Finance.

♦ Workload Indicators:

Small Claims Assessment Reviews (SCAR) Proceedings:

The number of SCAR cases filed is expected to increase for the 2026/27 tax year, with minimal part-time staffing available to handle this workload.

♦ 2026 Achievements:

The Department's 2026 significant achievements include the following**:**

Small Claims Assessment Review (SCAR) Proceedings:

A SCAR defense/appraisal firm was retained by the Town Board in 2013 to defend the Town against residential court challenges. The firm continues to defend the Town by negotiation or litigation in approximately 7,000 cases in the prior 2025/26 tax year. Additionally, the existing office staff spent countless hours preparing files for the defense firm and tracking, calendaring, data entering, reviewing the billing, and managing the 7,000 cases assigned to the SCAR defense firm.

Assessor

Lisa Leonick, Assessor

STAR Exemption:

Enhanced STAR Exemption:

The processing of applicants for the Enhanced STAR exemption changed dramatically in 2019, as the New York State legislature enacted significant new legislation at the end of April, 2019. The timing of the enactments created chaos within the NYS Department of Taxation and Finance, Office of Real Property Tax Services (ORPTS), the entity overseeing the assessment process statewide, as well as with all assessing units within New York State, with July 1st being the deadline for implementing the changes. After 2019, all of the applicants were required to participate in the income verification program (IVP) which authorized ORPTS to review the income eligibility of each applicant. This change required the Assessor's Office to notify approximately 10,000 property owners of this new requirement and to review an application from approximately 2,000 additional persons who, in previous years, automatically received the Enhanced STAR exemption without the need to file a new or a renewal application. This new requirement placed an additional strain on the resources of the STAR department and resulted in a flood of additional inquiries from senior citizens who are not equipped to handle such a change.

Additionally, as of 2020, ORPTS instituted an annual reporting system for processing STAR applicants. Our staff is responsible for reviewing, downloading, processing the myriad of STAR changes and working with IT on global changes as well.

Basic STAR Exemption Program Change:

As a result of a significant change in the STAR law on April 1, 2016, most new Basic and Enhanced STAR applications are required to be filed directly with the New York State Department of Taxation and Finance, which will issue a STAR check to eligible applicants in lieu of receiving a STAR exemption. As a result of this removal and the program change generally, this Department continues to be flooded with phone calls and office visits by potentially affected property owners. As mentioned above, our department receives numerous reports from ORPTS for updating STAR status, based upon NY State's review of STAR applications, our Tentative Roll, our Final Roll, and all interim changes.

Grievance Complaint Processing and Review:

In an effort to reduce the number of SCAR filings by individual homeowners and SCAR companies, the Assessor's office made a concerted effort to encourage residents to file grievance complaints on their own (pro se) to avoid the time and expense of filing SCAR proceedings. As part of this effort, our office emphasized the need for the property owner to submit information relevant to the value of their homes, such as an appraisal or a comparative market analysis, to persuade the Board of Assessment Review to reduce the assessment. This year, approximately 150 pro se grievance complaints were received, all of which are being reviewed by the Assessor's staff prior to the Board of Assessment Review making a final determination. This process will most likely result in approximately 100 reductions being given by the Board of Assessment Review to those homeowners who properly documented their cases. This approval should reduce the number of SCAR cases being filed after the assessment roll becomes final in August 2026.

Assessor

Lisa Leonick, Assessor

Senior Low-Income & Disability Low Income Exemption applications (New and Renewal):

The annual filings of new and renewal Senior Low Income exemption applications steadily increased over the past several years. This year there was a tremendous increase in the new applications filed due to the new State required mailing to all residents in our Town regarding this exemption. Normally we receive approximately 1,500 applications. However, this number has increased to the point that staff process over 2500 applications. Since these applications are income based and not dependent upon the applicants' assets, complex tax returns, and banking and investment records, must be carefully scrutinized requiring time-consuming and tedious analysis to separate income from assets. The substantial volume of Senior Low Income exemption activity handled by this Department, along with the corresponding contacts with elderly applicants unable to grasp the complexities of the program, continues to place a significant strain on the limited staff available to handle this workload. With the aging of the population, we expect the annual workload to increase for 2027 and beyond.

New Exemptions:

Each tax year, the New York State Legislature enacts new, or modifications of existing, exemptions which require the voluntary adoption by Town, County, and School and Fire Districts. The process of adopting these new and modified exemptions requires numerous notifications and explanations of the various provisions of each exemption to the districts, monitoring and tracking the progress of the time-sensitive exemption adoptions by the numerous involved districts, and creating computer coding allowing the Office to apply each of the diverse provisions of the exemptions to the involved properties ensuring the appropriate uniformity among similar properties within each district.

General Assessment Administration:

The ownership records of the Assessor's Office were continually updated by reviewing thousands of deeds and obituary information and removing assessment exemptions from newly acquired properties when the new owner was ineligible for the exemption. As part of this process, the Assessor's Office recaptured through the pro rata process approximately $500,000 in taxes saved by ineligible property owners.

♦ 2027 Goals:

Assessment Rolls:

We seek to increase the value of the assessment roll by adding new assessments, thoroughly scrutinizing exemption applications, and vigilantly defending SCAR cases, both of which significantly erode the tax base each year.

Grievance Complaints and Small Claims Assessment Review (SCAR) Proceedings:

Continue processing as efficiently as possible approximately 15,200 grievance complaints filed with our office in May, and providing significant support to our SCAR defense firm in its handling of approximately 7,000 SCAR cases.

Assessor

Lisa Leonick, Assessor

Exemptions:

Review and process all existing and upgraded enhanced STAR and aged property tax exemptions so they are appropriately reflected on the next assessment roll, remove exemptions from ineligible properties, and recapture the taxes saved on properties having exemptions to which the owners were not entitled.

♦ Performance Measures:

SCAR Proceedings:

Residential assessment appeal cases in the Supreme Court called "Small Claims Assessment Review" cases, or "SCAR," are expected to increase back to the higher levels+ prior to the COVID impact:

Fiscal Year	Actual 2024/25	Actual 2025/26	Projected 2026/27
Caseload	+/-3,700	+/-7,000	+/-7,000

Maintain Assessment Roll

Taxable assessed values have been maintained with little or no significant increase or decrease.

Fiscal Year	Actual 2024/25	Actual 2025/26	Projected 2026/27
Assessed Value	$309,767,081	$304,276,707	$301,233,939
Increase/Decrease		-.98%	-1.0%

STAR:
Enhanced STAR applications are tracked, processed, and valued on schedule for timely tax billing.

Fiscal Year	Actual 2024/25	Actual 2025/26	Projected 2026/27
Enhanced STAR Exemptions Processed	6,800	7,178	7,400

Assessor

Lisa Leonick, Assessor

	Fund/ Division	2025 Actual	2026 Modified Budget	2026 Projected	2027 Budget
Expenses					
Assessor	A1355	$ 1,103,406	$ 1,314,157	$ 1,457,703	$ 1,468,454
Assessment Review Board	A1356	52,063	60,878	57,978	62,478
Star Exemption	A1357	85,489	85,924	85,424	90,500
		$ 1,240,958	**$ 1,460,959**	**$ 1,601,105**	**$ 1,621,432**
Net Department Costs		**$ 1,240,958**	**$ 1,460,959**	**$ 1,601,105**	**$ 1,621,432**

Authorized Positions	Fund/ Division	2025 Actual	2026 Modified Budget	2026 Actual	2027 Budget
Assessor	A1355	10	10	11	11
Assessment Review Board	A1356	5	5	5	5
Star Exemption	A1357	1	1	1	1
Department Total		**16**	**16**	**17**	**17**

	2025 Actual	2026 Modified Budget	2026 Projected	2027 Budget
Expenses				
Salary and Wages	$ 945,150	$ 1,060,341	$ 1,060,391	$ 1,109,000
Employee Benefits and Taxes	69,342	74,514	74,514	84,978
Contractual Costs, Materials & Supplies	226,466	326,104	466,200	426,954
Fixed Assets	-	-	-	500
Total Expenses	**$ 1,240,958**	**$ 1,460,959**	**$ 1,601,105**	**$ 1,621,432**
Net Cost	**$ 1,240,958**	**$ 1,460,959**	**$ 1,601,105**	**$ 1,621,432**
Net Cost by Fund				
General Fund	$ 1,240,958	$ 1,460,959	$ 1,601,105	$ 1,621,432
Total Net Cost	**$ 1,240,958**	**$ 1,460,959**	**$ 1,601,105**	**$ 1,621,432**



Audit & Control

Jonas Wagner, Comptroller

♦ Departmental Mission:

The mission of the Department of Audit & Control is to safeguard and administer the Town's assets and provide comprehensive financial management information on the financial health of the Town. The Department provides the legally required audit functions in addition to monitoring and reporting on Town agencies in a timely manner. The department supports the Town's mission of maintaining fiscal strength.

♦ Legal Authority:

The Department of Audit & Control is authorized under Section 20 (3)(b) and Section 34 of New York State Town Law and Chapter 6 of the Huntington Town Code. Local Law 12-2006 was adopted in April of 2006, amending the Code of the Town of Huntington Chapter 6 to remove the Department of Data Processing.

The Town of Huntington is authorized under Section 380 of New York State Town Law to establish an administrative adjudication hearing procedure under the provisions of this section for all code and ordinance violations regarding conditions which constitute a threat or danger to public health, safety or welfare.

♦ Operating Environment:

The Department of Audit & Control manages four divisions:

Comptroller: The Department is responsible for disbursing and accounting for approximately $240 million in operating expenses for wages, supplies, and services. Making certain the accounting and collection of revenues due to the Town are accurate and timely. Other duties include compiling and issuing the Town's Comprehensive Annual Financial Report as well as preparing the town-wide annual operating budget and periodic budget projections. The Comptroller manages the financing of the Town's capital projects (multi-year construction projects or other asset acquisitions), averaging $20 million per year. The Comptroller's Office safeguards and manages all of the Town's cash and investments to maximize interest earnings and minimize risk. All Town Board Resolutions are reviewed for fiscal impact. Approximately $1.1 billion in taxes is collected by the Tax Receiver and disbursed to the various taxing jurisdictions by this office.

Payroll: Supervises, coordinates, and accurately prepares the payroll for all Town employees, ensuring compliance with applicable regulations, policies, and bargaining agreements.

Purchasing: The Purchasing Division procures materials, equipment, and services at the lowest cost consistent with the quality and suitability required in accordance with the Town's Purchasing Policy and all applicable laws.

Bureau of Administrative Adjudication: The Bureau of Administrative Adjudication is an administrative tribunal authorized to adjudicate violations of the Town Code addressed to the public health, safety and welfare, except for violations of Chapter 87 which sets forth the requirements for building construction.



Audit & Control

Jonas Wagner, Comptroller

♦ Workload Indicators:

The Department of Audit & Control's workload is directly related to the activity in the operating departments, in addition to budget fluctuations. Budgets influence the level of activity as follows:

Accounts Payable- Process over 21,500 invoices and prepares approximately 8,000 payments per year.

Fiscal Year	Actual 2023	Actual 2024	Actual 2025	Projected 2026
Accounts Payable Payments	5868	7964	8724	8700

Accounts Receivable- Process and records approximately 3,500 cash payments per year.

Payroll- Processes payroll for approximately 717 regular employees, 265 part-time permanent employees, and 555 temporary, seasonal staff in accordance with all applicable labor laws.

Purchasing- This year Purchasing is projecting to conduct over 75 sealed bids; 15 requests for proposal and 20 public works bids and administers the creation of more than 3,950 purchase orders within the parameters of the Town Operating & Capital budgets.

Fiscal Year	Actual 2023	Actual 2024	Actual 2025	Projected 2026
Total Bids/RFPS Issued	110	125	125	110

Capital Project Management– Provides and manages funding for approximately 50 Town projects per year and over 100 on a cumulative basis.

Budget preparation and management- Prepares annual budget of $269 million to make use of taxpayer funds in a fiscally responsible manner.

Cash Management- Manage average cash balance of approximately $200 million in 26 bank accounts with the goal of maximizing interest earnings while minimizing investment risk.

Internal and annual Audits- Performed 29 audits of payments to outside agencies, 2 LOSAP audits of ambulance squads, 1 financial statement audit, and 1 single audit. The schedule for 2027 is for 3 internal audits, 29 audits of outside agencies, and 2 LOSAP audits of ambulance squads.

Bureau of Administrative Adjudication - The number of cases written in 2025 was 1,070, with a total of 1,222 separate appearances. 2026, the estimated number of cases written is expected to be approximately 1,100.



Audit & Control

Jonas Wagner, Comptroller

Grant Administration- Identifies and evaluates grant opportunities; coordinates and prepares grant applications; provides financial administration for awarded grants; tracks grant expenditures and matching requirements; and prepares reimbursement requests to ensure the timely recovery of grant funds expended by the Town.

♦ 2026 Achievements:

- In August 2026, the Town was awarded an Aaa bond rating, the highest rate possible by Moody's. The Town is at the highest rate possible, an achievement difficult to accomplish clearly confirming the Town's financial strength. These ratings continue to maintain Huntington as one of the highest-rated towns on Long Island.
- In 2026, the Town of Huntington was presented with an Award of Financial Reporting Achievement from the Government Finance Officers Association of the United States & Canada for the fiscal year ended 2024. This was the twenty-seventh consecutive year that the Town was presented with this award. A Certificate of Achievement is presented to those government units whose annual financial reports are judged to adhere to program standards and represents the highest award in governmental financial reporting. In 2026, the Town submitted its 2025 Annual Comprehensive Financial Report to the Government Finance Officers Association of the United States & Canada to determine eligibility for this prestigious award for the twenty-sixth consecutive year.
- In 2026, the Town of Huntington was presented with the Distinguished Budget Presentation Award from the Government Finance Officers Association of the United States & Canada for the fiscal year beginning January 1, 2026. This was the fifteenth consecutive year that the Town was presented with the award.
- Continued expansion of electronic payment system to all Town locations.
- Monitored the annual budget, instituted budget reductions, and ensured that ongoing budget deficit reduction targets were met.
- Increase in employee enrollment in direct deposit program resulting in an increase in efficiency.
- By leveraging the Town's buying power and maximizing the efficiency and expenditure of government funds, consistent with New York General Municipal Law §103(16), certain contracts awarded by the Town of Huntington were made available to other New York State governmental entities.

♦ 2027 Goals:

The Department of Audit & Control's goals include, but are not limited to, the following:

- To receive a Certificate of Achievement for Excellence in Financial Reporting for the 2025 report.
- To receive a Certificate of Achievement in Budget Excellence for the 2027 budget.
- Continue to assist departments with the expansion of electronic payments to increase efficiency and cash flow throughout the Town.
- Implement the Virtual Credit Card payment system to allow the Town to earn points on purchases.
- Continue to perform audits of Town departments and outside agencies and to assist in updating relevant policies and procedures to strengthen internal controls and operations.
- Implementing all relevant GASB pronouncements by effective dates or sooner when feasible.
- Continued maximization of cash flow and rates of return.



Audit & Control

Jonas Wagner, Comptroller

- Expand the Department's role in identifying and pursuing grant funding opportunities, preparing and coordinating grant applications, administering awarded grants, and processing grant reimbursements to maximize outside funding available to the Town.

♦ Performance Measures:

The performance measures that will be used to measure progression toward departmental goals are as follows:

- Submit the annual financial report and budget within required time frames to receive the GFOA award.
- Monitor and track the number of audits performed each year.



Audit & Control

Jonas Wagner, Comptroller

	Fund/ Division	2025 Actual	2026 Modified Budget	2026 Projected	2027 Budget
Operating Division Expenses					
Administrative Adjudication	A1110	148,289	188,316	181,608	193,773
Comptroller	A1315	1,204,962	1,465,630	1,421,989	1,637,635
Payroll	A1316	371,750	463,666	440,078	460,518
Purchasing	A1345	347,128	454,261	447,695	466,248
Union Representatives	A1431	367,075	361,032	361,032	372,000
Total Expenses		**$ 2,439,204**	**$ 2,932,905**	**$ 2,852,402**	**$ 3,130,174**
Operating Division Revenues					
Interest & Penalties	A1090	360,773	280,000	376,413	280,000
Comptroller's Fee - Ret Checks	A1240	9,840	1,000	280	1,000
Court Fees	A1266	119,615	100,000	100,000	100,000
Interest & Earnings	A2401	3,091,003	3,120,000	3,000,000	2,800,000
Interest/Env Open Space Resrve	A2405	433,702	-	275,000	-
Interest/Miscellaneous Reserve	A2408	329,883	-	225,000	-
Premium on Obligations	A2710	13,505	-	-	-
Interest & Penalties	B1090	1,986	1,000	-	1,000
Comptroller's Fee - Ret Checks	B1240	140	500	4,000	500
Interest & Earnings	B2401	365,362	198,150	300,000	225,000
Interest/Miscellaneous Reserve	B2408	65,434	-	35,080	-
Premium on Obligations	B2710	13,714	-	-	-
Interest & Earnings	C2401	38,236	4,000	35,000	35,000
Interest & Penalties	CB1090	-	5	-	-
Interest & Penalties	DB1090	21,704	-	-	-
Comptroller's Fee - Ret Checks	DB1240	20	-	-	-
Interest & Earnings	DB2401	1,318,668	1,506,568	1,250,000	1,250,000
Interest/Miscellaneous Reserve	DB2408	77,623	-	48,000	-
Premium on Obligations	DB2710	198,851	-	-	-
Interest & Penalties	SF11090	1,071	-	-	-
Interest & Earnings	SF12401	36,440	3,000	60,000	3,000
Interest & Penalties	SL1090	2,177	-	-	-
Interest & Earnings	SL2401	276,353	200,000	225,000	211,000
Interest/Miscellaneous Reserve	SL2408	1,159	-	800	-
Interest & Penalties	SM11090	241	-	-	-
Interest & Earnings	SM12401	305,382	1,343	30,000	30,000
Interest & Penalties	SM21090	220	20	-	-
Interest & Earnings	SM22401	1,186,245	20,600	50,000	30,000
Interest & Penalties	SR1090	16,597	1,641	-	1,641
Interest & Earnings	SR2401	944,608	600,000	700,000	600,000
Interest/Miscellaneous Reserve	SR2408	6,251	-	4,500	-
Interest & Penalties	SS11090	2,929	500	-	500
Interest & Earnings	SS12401	217,980	150,000	225,000	150,000
Interest/Miscellaneous Reserve	SS12408	3,266	-	1,746	-
Premium on Obligations	SS12710	30,171	-	38,857	-



Audit & Control

Jonas Wagner, Comptroller

	Fund/ Division	2025 Actual	2026 Modified Budget	2026 Projected	2027 Budget
Interest & Penalties	SS21090	99	-	-	-
Interest & Earnings	SS22401	23,223	1,000	16,000	16,000
Interest & Earnings	SS32401	26,965	50,764	16,500	50,000
Interest/Miscellaneous Reserve	SS32408	127	-	(68)	-
Interest & Penalties	SW11090	2,461	-	-	-
Comptroller's Fee - Ret Checks	SW11240	700	250	140	250
Interest & Earnings	SW12401	631,116	300,000	650,000	350,000
Interest/Miscellaneous Reserve	SW12408	6,908	-	3,692	-
Premium on Obligations	SW12710	273,651	-	-	-
Total Revenues		**$ 10,456,399**	**$ 6,540,341**	**$ 7,670,940**	**$ 6,134,891**
Net Department Costs		**$ (8,017,195)**	**$ (3,607,436)**	**$ (4,818,538)**	**$ (3,004,717)**

Authorized Positions	Fund/ Division	2025 Actual	2026 Modified Budget	2026 Actual	2027 Budget
Administrative Adjudication	A1110	1	1	1	1
Comptroller	A1315	9	11	10	12
Payroll	A1316	3	3	3	3
Purchasing	A1345	4	4	4	5
Union Representatives	A1431	3	3	3	3
Department Total		**20**	**22**	**21**	**24**

Audit & Control

Jonas Wagner, Comptroller

	Fund/ Division	2025 Actual	2026 Modified Budget	2026 Projected	2027 Budget
Unallocated Expenses					
Fiscal Agent Fees	A1380	4,204	35,000	20,000	35,000
Unallocated Insurance	A1910	917,733	875,000	875,000	1,000,000
Municipal Association Dues	A1920	4,916	9,000	4,500	9,000
Purchase of Land	A1940	-	1,500,000	6,393	1,500,000
Taxes & Assessment/Muni Prop	A1950	12,884	20,000	20,000	20,000
Employee Assistance Program	A1989	11,500	20,000	20,000	20,000
Contingency	A1990	-	(1,089,382)	-	-
Public Safety Special	A3011	-	100,000	100,000	300,000
State Retirement	A9010	5,572,962	5,556,385	5,556,386	6,590,000
Social Security	A9030	38,654	80,000	80,000	80,000
Worker's Compensation	A9040	2,074,658	1,800,000	2,000,000	2,400,000
Life Insurance	A9045	32,880	50,000	50,000	50,000
Unemployment Insurance	A9050	57,634	130,000	100,000	130,000
Disability Insurance	A9055	43,304	90,000	90,000	90,000
Hospital / Medical Insurance	A9060	16,335,854	18,158,000	18,158,000	20,042,820
Welfare Fund-White Collar/Appt	A9065	672,558	710,000	710,000	750,000
Misc. Salaried Benefits	A9070	1,077,175	1,018,000	770,000	1,018,000
Serial Bonds	A9710	5,371,147	4,483,000	4,483,000	5,500,000
Bond Anticipation Notes	A9730	40,000	90,000	90,000	-
Interfund Trans - Capital Cash	A9950	9,265,983	4,898,085	4,898,085	-
Fiscal Agent Fees	B1380	1,050	2,500	2,500	2,500
Unallocated Insurance	B1910	90,610	90,000	90,000	90,000
Prov For Employ Trng/Eval Prog	B1989	3,500	6,000	-	6,000
Contingency	B1990	-	(171,583)	-	-
State Retirement	B9010	816,030	943,910	943,910	1,000,000
Social Security	B9030	3,638	20,000	20,000	20,000
Worker's Compensation	B9040	79,887	100,000	100,000	108,000
Life Insurance	B9045	6,284	12,000	12,000	12,000
Unemployment Insurance	B9050	-	10,846	10,846	10,846
Disability Insurance	B9055	3,777	20,000	20,000	20,000
Hospital / Medical Insurance	B9060	3,062,744	3,476,000	3,476,000	4,030,040
Welfare Fund-White Collar/Appt	B9065	180,549	200,000	200,000	225,000
Misc. Salaried Benefits	B9070	117,423	148,000	148,000	148,000
Serial Bonds	B9710	262,346	262,000	262,000	378,000
Interfund Trans - Capital Cash	B9950	100,000	250,000	250,000	-
Unallocated Insurance	C1910	1,198	1,800	1,800	1,800
Taxes & Assessment/Muni Prop	C1950	137,794	136,722	126,722	32,500
Worker's Compensation	C9040	67	-	65	-
Life Insurance	C9045	33	-	66	-
Disability Insurance	C9055	19	-	23	-
Hospital / Medical Insurance	C9060	5,918	40,000	40,000	-
Welfare Fund-White Collar/Appt	C9065	858	-	2,500	-



Audit & Control

Jonas Wagner, Comptroller

	Fund/ Division	2025 Actual	2026 Modified Budget	2026 Projected	2027 Budget
Interfund Transfers	C9901	-	-	-	50,500
Business Improvement Districts	CB8620	190,230	194,053	194,053	197,500
Fiscal Agent Fees	DB1380	25,536	45,000	30,000	45,000
Unallocated Insurance	DB1910	285,628	280,000	285,000	325,000
Prov For Employ Trng/Eval Prog	DB1989	5,250	9,000	9,000	9,000
Contingency	DB1990	-	(272,726)	-	-
State Retirement	DB9010	1,960,939	2,337,730	2,337,730	2,486,000
Social Security	DB9030	1,899	30,000	30,000	30,000
Worker's Compensation	DB9040	2,245,145	2,140,000	2,140,000	2,400,000
Life Insurance	DB9045	197	1,000	1,000	1,000
Unemployment Insurance	DB9050	11,296	75,000	75,000	75,000
Disability Insurance	DB9055	93	1,300	1,300	1,300
Hospital / Medical Insurance	DB9060	6,897,325	7,588,000	7,588,000	8,700,000
Welfare Fund-White Collar/Appt	DB9065	7,692	8,000	8,000	11,000
Misc. Salaried Benefits	DB9070	225,082	364,000	364,000	364,000
Serial Bonds	DB9710	5,887,191	6,296,000	6,296,000	6,800,000
Interfund Trans - Capital Cash	DB9950	7,130,908	6,313,500	6,313,500	-
Fire Protection District #1	SF13410	1,753,399	1,794,549	1,794,549	1,828,941
Interfund Transfers	SF19901	103,594	124,858	124,858	113,300
Fiscal Agent Fees	SL1380	-	500	500	500
Unallocated Insurance	SL1910	28,692	30,000	30,000	35,000
Contingency	SL1990	-	(52,046)	-	-
State Retirement	SL9010	105,711	150,000	150,000	127,000
Social Security	SL9030	-	7,250	7,250	7,250
Worker's Compensation	SL9040	67,791	80,000	80,000	80,000
Life Insurance	SL9045	148	591	591	591
Unemployment Insurance	SL9050	1,528	5,000	5,000	5,000
Disability Insurance	SL9055	89	1,000	1,000	1,000
Hospital / Medical Insurance	SL9060	379,156	474,000	474,000	535,160
Welfare Fund-White Collar/Appt	SL9065	5,128	5,500	5,500	7,000
Misc. Salaried Benefits	SL9070	7,920	73,000	73,000	73,000
Interfund Transfers	SL9901	399,785	516,751	-	526,157
Interfund Transfers - Capital Cash	SL9950	200,000	-	-	-
Commack Ambulance District	SM14541	1,137,004	1,032,500	1,032,500	1,232,500
State Retirement	SM19010	47,537	90,000	90,000	90,000
Interfund Transfers	SM19901	65,831	77,132	77,132	81,348
Hunt Community Ambulance	SM24542	2,398,433	2,342,500	2,335,000	2,562,571
State Retirement	SM29010	486,393	500,000	427,179	500,000
Interfund Transfers	SM29901	143,738	171,587	171,587	212,538
Fiscal Agent Fees	SR1380	29	3,000	3,000	3,000
Unallocated Insurance	SR1910	206,935	200,000	200,000	200,000
Prov For Employ Trng/Eval Prog	SR1989	3,500	6,000	-	6,000
Contingency	SR1990	-	87,453	-	-
State Retirement	SR9010	616,962	650,000	650,000	750,000



Audit & Control

Jonas Wagner, Comptroller

	Fund/ Division	2025 Actual	2026 Modified Budget	2026 Projected	2027 Budget
Social Security	SR9030	1,238	15,000	15,000	15,000
Worker's Compensation	SR9040	778,727	1,000,000	1,000,000	1,250,000
Life Insurance	SR9045	115	500	500	500
Unemployment Insurance	SR9050	7,680	16,257	16,257	16,000
Disability Insurance	SR9055	4	500	500	500
Hospital / Medical Insurance	SR9060	2,209,618	2,457,000	2,457,000	2,934,280
Welfare Fund-White Collar/Appt	SR9065	2,564	3,000	3,000	3,000
Misc. Salaried Benefits	SR9070	75,474	145,000	145,000	145,000
Serial Bonds	SR9710	267,430	213,000	213,000	180,000
Interfund Transfers	SR9901	2,536,463	2,417,133	2,417,133	2,401,789
Interfund Trans - Capital Cash	SR9950	150,000	375,000	375,000	-
Fiscal Agent Fees	SS11380	5,876	4,000	4,000	4,000
Unallocated Insurance	SS11910	39,228	43,000	43,000	43,000
Prov For Employ Trng/Eval Prog	SS11989	750	1,500	1,500	1,500
State Retirement	SS19010	232,639	305,000	305,000	284,000
Social Security	SS19030	37	5,000	5,000	5,000
Worker's Compensation	SS19040	135,556	70,000	175,000	175,000
Life Insurance	SS19045	-	500	500	500
Unemployment Insurance	SS19050	1,008	7,000	7,000	7,000
Disability Insurance	SS19055	-	500	500	500
Hospital / Medical Insurance	SS19060	895,261	1,022,000	1,022,000	1,155,000
Misc. Salaried Benefits	SS19070	66,027	83,000	95,394	83,000
Serial Bonds	SS19710	353,989	452,000	452,000	555,000
Interfund Transfers	SS19901	629,126	792,160	792,160	863,026
Interfund Trans - Capital Cash	SS19950	682,000	80,000	80,000	-
Unallocated Insurance	SS21910	1,397	1,300	1,300	1,300
Worker's Compensation	SS29040	3	-	-	-
Interfund Transfers	SS29901	9,039	6,299	6,299	13,329
Fiscal Agent Fees	SS31380	8	500	500	500
Unallocated Insurance	SS31910	10,514	13,000	13,000	30,000
Contingency	SS31990	-	(91,374)	-	-
State Retirement	SS39010	40,254	55,000	55,000	62,000
Social Security	SS39030	4,157	2,000	2,000	2,000
Worker's Compensation	SS39040	531	700	700	700
Life Insurance	SS39045	-	500	500	500
Unemployment Insurance	SS39050	-	1,000	1,000	1,000
Disability Insurance	SS39055	-	250	250	250
Hospital / Medical Insurance	SS39060	129,274	171,000	181,000	171,240
Misc. Salaried Benefits	SS39070	57,856	9,000	9,000	9,000
Serial Bonds	SS39710	77,487	78,500	78,500	97,000
Interfund Transfers	SS39901	153,969	167,816	167,816	172,485
Fiscal Agent Fees	SW11380	40,801	5,000	5,000	5,000
Unallocated Insurance	SW11910	52,713	58,000	60,000	65,000
Prov For Employ Trng/Eval Prog	SW11989	500	1,000	1,000	1,000



Audit & Control

Jonas Wagner, Comptroller

	Fund/ Division	2025 Actual	2026 Modified Budget	2026 Projected	2027 Budget
Contingency	SW11990	-	(19,122)	-	-
State Retirement	SW19010	212,630	200,000	200,000	266,000
Social Security	SW19030	56	13,000	13,000	13,000
Worker's Compensation	SW19040	184,809	60,000	63,092	60,000
Life Insurance	SW19045	197	350	350	350
Unemployment Insurance	SW19050	-	5,000	5,000	5,000
Disability Insurance	SW19055	93	500	500	500
Hospital / Medical Insurance	SW19060	664,424	779,000	779,000	824,703
Welfare Fund-White Collar/Appt	SW19065	5,128	5,800	5,800	5,800
Misc. Salaried Benefits	SW19070	43,418	93,000	99,247	93,000
Serial Bonds	SW19710	1,607,571	2,360,000	2,360,000	2,478,000
Bond Anticipation Notes	SW19730	120,000	920,000	120,000	-
Interfund Transfers	SW19901	736,073	1,066,731	1,066,731	1,349,560
Interfund Trans - Capital Cash	SW19950	750,000	425,000	425,000	-
Total Unallocated Expenses		**$ 93,415,197**	**$ 93,759,065**	**$ 92,489,054**	**$ 91,943,474**
Unallocated Revenues					
Appropriated Reserves	A0511	-	1,862,620	1,862,620	-
Appropriated Fund Balance	A0599	-	4,349,484	4,617,484	-
Real Property Taxes	A1001	56,566,543	56,285,393	56,287,041	72,442,631
Other Payments Lieu of Taxes	A1081	88,791	90,657	59,913	975,000
Franchises	A1170	4,334,270	4,600,000	4,600,000	3,850,000
FOIL Request	A1260	763	999	11	1,000
Other Departmental Income	A1289	1,232,567	6,525	1,625	6,525
Misc Revenue, Other Gov	A2389	120,979	40,000	112,000	40,000
Rental of Real Property	A2410	549,957	650,000	650,000	650,000
Tower Rental	A2414	462,986	475,000	400,000	400,000
Rental, Other	A2440	21,551	-	15,000	-
Minor Sales, Other	A2655	2,423	8,000	2,500	8,000
Sale Of Equipment	A2665	164,168	116,120	80,000	50,000
Insurance Recoveries	A2680	232,571	257,400	225,000	200,000
Other Compensation For Loss	A2690	1,577,959	20,000	6,500	20,000
Gifts & Donations	A2705	8,385	6,250	8,275	-
Employee/Retiree Contributions	A2709	1,831,925	2,000,000	2,000,000	2,000,000
Unclassified Revenues	A2770	34,637	35,172	10,000	30,000
State Aid, Per Capita	A3001	1,067,256	1,067,256	1,067,256	1,067,256
State Aid, Mortgage Tax	A3005	9,124,138	9,000,000	8,750,000	9,000,000
State Aid, Other	A3089	75,881	-	-	-
Interfund Transfers	A5031	4,777,618	5,340,467	5,340,467	5,784,032
Capital Project Transfers	A5033	1,296,174	2,788,985	2,788,985	-
Appropriated Fund Balance	B0599	-	725,000	725,000	475,000
Real Property Taxes	B1001	3,370,282	3,368,766	3,371,107	4,290,284
Other Payments Lieu of Taxes	B1081	5,945	6,043	4,204	65,000



Audit & Control

Jonas Wagner, Comptroller

	Fund/ Division	2025 Actual	2026 Modified Budget	2026 Projected	2027 Budget
FOIL Request	B1260	-	2,000	-	2,000
Misc Revenue, Other Gov	B2389	-	-	331,025	-
Insurance Recoveries	B2680	-	-	209	-
Gifts & Donations	B2705	17,100	-	-	-
Employee/Retiree Contributions	B2709	332,056	300,000	275,000	300,000
Unclassified Revenues	B2770	300	-	-	-
State Aid, other	B3089	7,600	-	-	-
Capital Project Transfers	B5033	11,232	-	-	-
Appropriated Fund Balance	C0599	-	114,522	114,522	-
Rental of Real Property	C2410	155,238	140,000	140,000	140,000
Employee/Retiree Contributions	C2709	740	-	1,128	-
Real Property Taxes	CB1001	190,230	194,048	194,072	197,500
Appropriated Fund Balance	DB0599	-	4,863,500	5,063,500	-
Real Property Taxes	DB1001	36,886,225	39,315,323	39,310,226	45,556,140
Other Payments Lieu of Taxes	DB1081	65,046	66,051	66,051	750,000
Sale Of Equipment	DB2665	-	-	18,409	-
Employee/Retiree Contributions	DB2709	576,032	550,000	550,000	550,000
Capital Project Transfers	DB5033	3,000,792	5,000,000	5,000,000	-
Real Property Taxes	SF11001	1,820,477	1,875,459	1,875,598	1,914,241
State Aid - Other	SF13089	34,152	40,948	40,948	25,000
Appropriated Fund Balance	SL0599	-	250,000	250,000	200,000
Real Property Taxes	SL1001	3,703,306	3,750,057	3,751,634	3,957,570
Other Payments Lieu of Taxes	SL1081	7,026	6,496	4,395	70,000
Insurance Recoveries	SL2680	4,100	-	-	-
Employee/Retiree Contributions	SL2709	30,373	28,000	28,000	28,000
Real Property Taxes	SM11001	411,554	442,432	442,432	451,281
Other Payments Lieu of Taxes	SM11081	1,724	3,014	-	3,014
Misc Revenue, Other Gov	SM12389	60,510	65,000	-	65,000
Insurance Recoveries	SM12680	764,774	687,843	687,843	854,553
Appropriated Fund Balance	SM20599	-	400,000	400,000	-
Real Property Taxes	SM21001	369,051	433,164	433,724	441,647
Other Payments Lieu of Taxes	SM21081	199	303	229	303
Insurance Recoveries	SM22680	2,930,895	2,160,000	2,160,000	2,803,159
Capital Project Transfers	SM25033	31,851	-	-	-
Appropriated Fund Balance	SR0599	-	575,000	575,000	-
Real Property Taxes	SR1001	28,206,325	28,066,211	28,066,211	30,071,313
Sale Of Equipment	SR2665	-	-	8,780	-
Insurance Recoveries	SR2680	28,679	-	(13,772)	-
Employee/Retiree Contributions	SR2709	153,455	150,000	150,000	150,000
Capital Project Transfers	SR5033	95,583	-	-	-
Appropriated Reserves	SS10511	-	35,000	35,000	-
Appropriated Fund Balance	SS10599	-	112,500	112,500	-
Real Property Taxes	SS11001	4,975,792	5,200,488	5,200,549	5,790,565
Other Payments Lieu of Taxes	SS11081	-	-	-	25,000



Audit & Control

Jonas Wagner, Comptroller

	Fund/ Division	2025 Actual	2026 Modified Budget	2026 Projected	2027 Budget
Non-Prop Tax Distrib County	SS11120	144,701	144,701	144,701	144,701
Employee/Retiree Contributions	SS12709	69,690	50,000	50,000	50,000
Capital Project Transfers	SS15033	3,252	-	-	-
Real Property Taxes	SS21001	170,899	168,167	168,168	210,579
Appropriated Fund Balance	SS30599	-	-	-	300,000
Employee/Retiree Contributions	SS32709	11,114	12,000	7,693	12,000
Appropriated Reserves	SW10511	-	(2,495,000)	(2,495,000)	-
Appropriated Fund Balance	SW10599	-	757,055	793,500	300,000
Real Property Taxes	SW11001	3,933,066	4,444,479	4,444,880	4,618,123
Unpaid Water Bills	SW11030	251,914	250,000	357,534	357,000
Tower Rental	SW12414	464,629	425,000	425,000	425,000
Insurance Recoveries	SW12680	10,140	2,620	7,689	-
Other Compensation For Loss	SW12690	1,701,916	-	940,873	-
Employee/Retiree Contributions	SW12709	63,725	55,506	55,506	55,506
Unclassified Revenues	SW12770	18,997	-	23,856	-
Capital Project Transfers	SW15033	600,000	3,000,000	3,000,000	-
Total Unallocated Revenue		**$ 179,264,229**	**$ 194,742,024**	**$ 196,182,601**	**$ 202,173,923**
Net Department Costs		**$ (85,849,032)**	**$ (100,982,959)**	**$ (103,693,547)**	**$ (110,230,449)**
	Exp	$ 95,854,401	$ 96,691,970	$ 95,341,456	$ 95,073,648
	Rev	$ 189,720,628	$ 201,282,365	$ 203,853,541	$ 208,308,814
	Total	$ (93,866,227)	$ (104,590,395)	$ (108,512,085)	$ (113,235,166)



Audit & Control

Jonas Wagner, Comptroller

	2025 Actual	2026 Modified Budget	2026 Projected	2027 Budget
Expenses				
Salary and Wages	2,003,056	871,336	2,453,533	2,708,210
Employee Benefits and Taxes	49,149,781	53,839,075	53,827,641	60,740,319
Contractual Costs, Materials & Supplies	7,655,795	7,643,732	7,532,813	8,351,812
Fixed Assets	2,099	1,501,275	7,668	1,501,275
Principal on Indebtedness	10,415,437	11,293,000	10,493,000	11,559,000
Interest on Indebtedness	3,571,724	3,861,500	3,861,500	4,429,000
Interfund Transfers	23,056,509	17,682,052	17,165,301	5,784,032
Total Expenses	**$ 95,854,401**	**$ 96,691,970**	**$ 95,341,456**	**$ 95,073,648**
Revenues				
Appropriated Fund Balance	-	11,549,681	12,054,126	1,275,000
Real Property Tax	140,855,663	143,793,986	143,903,176	170,298,874
Real Property Tax Items	578,991	455,730	511,205	2,171,458
Non-Property Tax Items	4,478,971	4,744,701	4,744,701	3,994,701
Departmental Income	1,363,646	111,275	106,056	111,275
Intergovernment Charge	181,489	105,000	443,025	105,000
Use of Money & Property	11,039,294	7,845,425	8,781,250	7,365,000
Sale of Property/Compensation for Loss	7,417,626	3,251,983	4,124,031	3,935,712
Miscellaneous	3,678,420	3,186,928	3,198,315	3,175,506
State Aid	10,309,026	10,108,204	9,858,204	10,092,256
Interfund Transfers	9,816,502	16,129,452	16,129,452	5,784,032
Total Revenues	**$ 189,719,628**	**$ 201,282,365**	**$ 203,853,541**	**$ 208,308,814**
Net Cost	**$ (93,865,227)**	**$ (104,590,395)**	**$ (108,512,085)**	**$ (113,235,166)**

Audit & Control

Jonas Wagner, Comptroller

	2025 Actual	2026 Modified Budget	2026 Projected	2027 Budget
Net Cost by Fund				
General Fund	(43,956,617)	(51,035,335)	(51,977,604)	(57,040,450)
Part Town	536,687	768,214	489,631	691,602
Board of Trustee	(48,325)	(80,000)	(119,474)	(90,200)
Business Improvement District	-	-	(19)	-
Highway	(17,460,778)	(26,085,638)	(25,827,656)	(26,858,840)
Fire Protection	(35,146)	-	(57,139)	-
Street Lighting	(2,828,545)	(2,943,007)	(3,432,988)	(3,068,912)
Commack Ambulance	(293,814)	-	39,357	-
Huntington Ambulance	(1,489,897)	-	(110,187)	-
Consolidated Refuse	(22,594,760)	(21,804,009)	(21,995,329)	(22,917,885)
Huntington Sewer	(2,406,284)	(2,827,529)	(2,825,299)	(2,984,240)
Centerport Sewer	(183,782)	(161,568)	(176,569)	(211,950)
Waste Water	436,843	345,128	485,141	184,675
Dix Hills Water	(3,540,809)	(766,651)	(3,003,950)	(938,966)
Total Net Cost	**$ (93,865,227)**	**$ (104,590,395)**	**$ (108,512,085)**	**$ (113,235,166)**

Engineering Services

Scott R. Spittal, PE, Director

♦ Departmental Mission:

The Department of Engineering Services is a multi-functional department providing a variety of Engineering and Building Services to Town Residents. The mission of the Department is to provide, where applicable, safe, code-compliant, and economical engineering designs, oversight, and construction management of new construction as well as renovation/reconstruction projects within the Town, both in the public and private sector. The following four (4) divisions comprise the Department of Engineering Services: Engineering Design, Building and Housing, Fire Prevention, and the Dix Hills Water District.

♦ Legal Authority:

Chapter 25 of the Huntington Town Code establishes the Department of Engineering Services and defines the flow and duties of the various divisions. The operation of the department is also governed by numerous State and local laws/codes, including but not limited to the following:

New York State Town Law, Sections 20 & 24
New York State Fire Prevention and Building Code
New York State Vehicle and Traffic Law – Section 1660
Huntington Town Code - Chapter 87
Huntington Town Code - Chapter 104
Huntington Town Code - Chapter 111
Huntington Town Code - Chapter 137
Huntington Town Code - Chapter 153
Huntington Town Code - Chapter 198

♦ Operating Environment:

Engineering Services Division: The Engineering Service Division is responsible for the in-house design and development of plans and specifications for both renovation initiatives and new capital construction projects throughout the Town. In addition to preparing project designs, the Division manages and supervises construction activities to ensure projects are completed to Town standards. For highly specialized or complex projects or when workload dictates, the Town engages outside professional engineering consulting firm. When doing so the Division monitors the contract management and administration to ensure quality, compliance, and fiscal oversight.

The scope of the Division's projects is diverse and vary from roadway and drainage improvements, parking lots, Town parks/playgrounds, marine construction, building design/renovations, and renovations to and construction of public works buildings.

The Division also conducts engineering reviews for Planning Board commercial site plans and subdivision applications to ensure regulatory and technical compliance.

Engineering Services provides essential support to the capital project needs of the Departments of Parks and Recreation, Maritime Services, and General Services, contributing to quality-of-life improvements across the Town.

Engineering Services

Scott R. Spittal, PE, Director

Building and Housing: The Building and Housing Division is responsible for the administration of the building permit process to ensure that all construction complies with the relevant provisions of Federal, State, and Local Codes, including but not limited to the Building Construction Code, Fire Prevention Code, and Plumbing and Zoning Ordinances. Division personnel administer and apply the applicable codes as adopted by the State of New York. This Division is also responsible for accepting, reviewing, and approving applications, issuing permits, and inspecting the various stages of construction. Certificates of Occupancy (CO) are issued when all documentation is received and inspections have been completed. Finally, responsibility includes maintaining files for thousands of open permits. The Division maintains a vast amount of records of the building permit histories of each property in the Town of Huntington. These records include computerized summaries, microfilm aperture cards and reels, and digitally scanned documents. It is from these databases that thousands of duplicate CO's are issued each year.

Fire Prevention: The Bureau of Fire Prevention is responsible for enforcing Fire Safety Codes throughout the Town. This would include, but not be limited to, the following:

- The issuance of construction permits and requisite field inspections for the installation of fire protection equipment, including fire sprinkler systems, fire alarm systems, fixed wet and dry chemical extinguishing systems, clean agent extinguishing systems, alternate agent extinguishing systems, and carbon monoxide detection systems.
- The issuance of operational permits and requisite field inspections for twenty-four types of activities or processes detailed within the Town Fire Code, from storage of aerosol products to conducting welding or other hot work activities.
- The issuance of general fire safety inspection certificates for the performance of inspections performed within all commercial properties on an annual basis.
- The investigation of complaints pertaining to the existence of conditions or activities that fail to comply with the Fire Code of New York State and or the Town of Huntington Fire Code.
- Conduct fire investigation activities at all major fires that occur within the Town to determine cause and origin and assist the Suffolk County Police Department Arson Squad in these activities.
- The Bureau serves as the liaison between the twelve (12) fire districts within the Town and other Town Departments and represents the Town's interests at various fire association or committee meetings.

Dix Hill Water District: The Dix Hills Water District is a public water supply district, which supplies water to an area with a population of 41,000 people. The District is responsible for delivering high-quality drinking water to approximately 8,400 homes and businesses in the Dix Hills section of the Town. The District maintains (17) supply wells, three (3) water storage tanks, five (5) emergency electrical generators, three (3) specialized water treatment systems, 170 miles of water main, 1,290 fire hydrants, and over 2,000 system valves.

Engineering Services

Scott R. Spittal, PE, Director

♦ **Workload Indicators**:

Engineering Services: The workload in the Engineering Services Division is predicated on the ability to perform in-house design services, manage the work of outside design consultants, and monitor field construction activities. As such, the Division is working diligently to support the current workload.

A current list of active design phase and construction phase projects would include but not be limited to the following:

DESIGN:

1. Woodbine Marina Bulkhead Replacement
2. James Conte Community Center Redesign
3. Animal Shelter Rehabilitation/Site Work
4. Flanagan Center/Senior Center Glass Roof/Skylight Rehabilitation
5. Flanagan Center/Senior Center Kitchen Rehab
6. Village Green Parking Improvements - Phase 3
7. American Legion – Site Improvements
8. Mill Dam – Comfort Station
9. Kew Avenue Park – Playground Expansion
10. Crab Meadow Beach – Playground Phase 2 – Playground Expansion & Swings
11. Fair Meadow Park Design
12. Crescent Beach Retaining Wall Rehabilitation
13. Terry Farrell Park – Playground Replacement
14. Huntington Train Station – Parking Lot Improvements
15. NY Ave Streetlighting Improvements - South of Pulaski Rd
16. Columbia Street Park Basketball & Playground
17. Elwood Park – Playground Expansion
18. Koster Park - New Playground
19. Madison Street Sidewalks
20. Synthetic Turf Field Replacements – Breezy Park
21. William Byrne Park – Pickleball, Tennis, Playground
22. Terry Farrell Playground
23. Cedar Beach

CONSTRUCTION:

1. LIRR North, South & Overpass Parking Garage Repairs
2. Halesite Bulkhead Replacement – Phase I
3. Chase Bank Parking Lot
4. West Neck Beach Entry Roadway Reconstruction
5. Flanagan Center Emergency Generator

Building and Housing: Since the implementation of On-Line Permitting in November 2022, the time frame for issuing permits and COs has been drastically reduced. The previous 12-14 week wait time for a permit now ranges from one (1) day to approximately 3-4 weeks dependent upon the type of permit and the adequacy of the information submitted by the applicant. This year the Department is issuing an average of approximately 452 permits each month and performing about 1, 258 inspections monthly. While online permitting can be done remotely by applicants, we still entertain about 30 in-person visits

Engineering Services

Scott R. Spittal, PE, Director

per day from residents who need additional assistance. We have Resident Kiosks available for all applicants, and we help them set up online accounts and input their applications.

The table below outlines the Building and Housing workload in recent years and the forecast/estimate for this year:

Year	Building Permits	Plumbing Permits	Inspections	Certificates of Occupancy	Duplicate C.O.'s	Letters-in-Lieu	Persons Served	Avg. # of Persons Served per Day	Revenue
2021	3,200	2,140	6,812	1,872	7,320	20	NA	NA	$4,122,767
2022	3,394	1,897	8,556	2,095	5,447	20	5,566	40	$4,081,618
2023	5,280	1,715	11,456	4,088	4,312	25	8,136	33	$4,201,736
2024	3,737	1,446	12,202	2,936	4,305	29	7,842	32	$4,765,819
2025	3,808	1,482	11,888	2,994	4,600	24	7,320	30	$5,501,120
2026 est	5,000	1,500	13,000	3,000	5,000	45	7,000	32	$5,750,000

Fire Prevention Bureau: The table below outlines the workload of the Fire Prevention Bureau in recent years and the forecast/estimate for this year:

Year	Fire Protection Systems Permits	Annual/Operational Permits	Temporary Permits	Inspections	Revenue
2021	338	2375			$624,192
2022	330	2407			$593,687
2023	275	2416			$610,688
2024	332	2206	91	2366	$664,916
2025	300	1919	105	2347	$660,987
2026 est	**350**	**2465**	**105**	**2965**	**$700,000**

Dix Hills Water District: The Dix Hills Water District operates 365 days a year, 24 hours a day. The District delivers water to approximately 8,500 customers and reads about 8,500 meters, four times a year. A Dix Hills Water District annual summary can be found below:

Year	Pumpage (Gallons)	Water Main Service/Repairs	Hydrants	Total Accounts	Revenue
2021	1,976,275,000	23	1,288	8,494	$2,342,543
2022	2,144,327,000	21	1,288	8,494	$2,375,547
2023	1,985,000,000	25	1,288	8,494	$2,245,930
2024	2,060,870,000	19	1,289	8,494	$2,404,364
2025	2,012,555,000	18	1,289	8,494	$2,644,800
2026 est	2,000,000,000	15	1,289	8,494	$2,600,000

Engineering Services

Scott R. Spittal, PE, Director

A current list of Dix Hills Water District active projects would include but not be limited to the following:

1. Plant No. 8 – Rehabilitation/Upgrade
    a. to address 1,4 Dioxane – Design Complete

2 Plant No. 5 – Design of Treatment Facility
    a. to address 1,4 Dioxane – Design Complete
    b. to address Perchlorate – Design Complete
    c. Construction Award August 2025

Meter Replacement Program – In Progress completed Dec 2026

♦ 2026 Achievements:

Engineering Services: As of July 2026, the following construction-related projects and activities have been completed. In addition, the achievements below also include a number of projects previously listed above for which the design is completed and are either awaiting construction or are under active construction.

Construction Completed:

1. Synthetic Turf Field at Vets Park
2. Veterans Park Synthetic Turf Field
3. Crab Meadow Beach Playground Replacement
4. LIRR Parking Garage – Emergency Shoring
5. Elevator Lift – Records Center Town Hall
6. Gold Star Beach Parking Lot
7. Flanagan Center/Village Green Flat Roof Replacement – Phase 3
8. Broadway Greenlawn Road Traffic Calming
9. Otsego Park – Turf Infield Conversion
10. Commack Park – Turf Field Conversion
11. Playground Safety Surface Replacements
12. HART Bus Fueling Station Upgrade
13. Halesite Bulkhead Replacement – Phase I
14. Broadway-Greenlawn Streetscaping – Round 15
15. Broadway-Greenlawn /Central Street – Round 17
16. Cold Spring Harbor Streetscape Improvements
17. Crippen House Dismantling
18. Gold Star Beach Parking Lot
19. Sports Lights at Veterans Park
20. Boxer Court Fuel Tank Slab Extension

Construction in Progress:

1. Halesite Marina Bulkhead Project
2. LIRR Parking Garages Repair & Waterproofing
3. Chase Bank Parking Lot
4. Broadway-Greenlawn Streetscaping

Engineering Services

Scott R. Spittal, PE, Director

5. West Neck Beach Entry Roadway Reconstruction
6. Village Green New Electrical Service/Transformer

Design Completed/Awaiting Construction:

1. Woodbine Marina Bulkhead Replacement
2. Village Green/Flanagan Senior Center Glass Roof Rehabilitation
3. Columbia Street Playground, Basketball, ADA Parking
4. Madison Street Sidewalks

Building and Housing Division: In collaboration with the Town's Information Technologies (IT) Department, the Building & Housing Division completed the automation of the building permit process, allowing residents, engineers, architects, expediters, and others seeking permits to submit their applications entirely online. The key project goals which have been met include:

- Measurable improvement in the turnaround time associated with applications, permits, and certificate of occupancy processing.
- Improvement in the transparency of the permit processing, both internally for staff and externally for residents and contractors.
- Improvement in the process from the applicant's perspective through the implementation of online, paperless submittals.

Town staff and the public are now able to track the status of permit applications from a personal computer. We have also installed Kiosks with computers for permit tracking in the corridor outside the Building Department for use by residents and the public who may need assistance in this new online permitting process.

Fire Prevention Bureau: The Fire Marshals conduct code compliance and fire/life safety inspections of commercial and municipal sites. Reports are provided to Town Administrators, and business owners which list the items that need corrective action. Determination is made if businesses are required to obtain operating permits that are required by the NYS and the Town of Huntington Fire Code.

There are approximately 2500 commercial inspections that are conducted annually, in addition to inspections for temporary permits related to tents, fireworks, and hot-work that occur within the Town. There was an increase of Fire protection system design plans, rough-in inspections, and system acceptances tests that were performed.

We continue to conduct cause and origin determination of fires that happen in the Town of Huntington, and assist the SCPD Arson Squad when circumstances require their notification. The SCPD 2nd Precinct Crime Control unit has increased their request for assistance from the Fire Marshals when enforcing quality of life and public safety issues. Constituency requests and problem mitigation reported by the twelve fire districts continue to expand and are being investigated and handled by the Fire Marshals.

Engineering Services

Scott R. Spittal, PE, Director

Dix Hills Water District: The District has established several Preventative Maintenance (PM) Programs that will continue to be implemented in 2026, which address the repair and/or replacement of the mechanical and electrical equipment at each plant site. These PM Programs ensure that our facilities remain in good operating condition and are available to supply water when needed. These programs extend the useful life of each facility. In addition, the District is moving ahead with the replacement of water meters with 'smart' meters, which will allow remote monitoring and provide better efficiency.

While the District has previously completed the installation of an emergency Granular Activated Carbon (GAC) system at Plant 7 to treat PFAS (per- and poly-fluoroalkyl substances) per State and Federal requirements, we are moving forward with the design and construction to upgrade Plant 7 to permanently address these contaminants. In addition, the District continues to work with an engineering consultant to address 1,4 dioxane, which may need to be mitigated for Plants 5 and 8. The District also continues to install new chlorine /Ph monitors throughout the district; and is in the process of installing new 'smart' water meters.

♦ 2027 Goals:

The Department's 2027 goals would include, but not be limited to, the following:

Engineering Services Division: To continue to deliver timely, cost-effective, and compliant support for Town capital projects by providing in-house engineering design, construction oversight, and technical guidance to all participating departments. The Division will maintain its role in managing consultant-led design work and addressing engineering issues that arise during construction, post-construction, and ongoing maintenance activities. Key goals include continuing to provide conceptual and final design services, construction cost estimating, bid evaluation support, grant application assistance, and on-site construction inspection to ensure projects are completed in accordance with approved contract documents and Town standards.

Building and Housing Division: The ultimate goal of the Building and Housing Division is to improve and simplify the Certificate of Occupancy (CO) process from permit application through CO issuance. The Division, in coordination with the Department of Information Technology, has successfully transitioned to a 100% online permitting system [OpenGov.com], which has enabled us to abandon the "paper system" entirely. We anticipate continuing to expand the capabilities of this online system to enhance and improve its user-friendly characteristics, improve inspection-related aspects of the system, and allow for inter-departmental communications and coordination.

Fire Prevention: The Fire Marshals will continue to attend code enforcement and continuing education classes to maintain certification and obtain the most current knowledge and updates to perform life safety inspections, and enforcement of the NYS Fire Code, and Town of Huntington Codes.

Dix Hills Water District: The Dix Hills Water District will continue to strive to provide safe water in the quantities needed to meet the peak hour demands at a reasonable cost. We will also continue to conduct over 10,000 laboratory tests annually to verify the water is safe. This effort will include testing for new unregulated contaminants as part of the EPA's Safe Drinking Water Act.

Engineering Services

Scott R. Spittal, PE, Director

The District goals include:

- Plant 3 – Construction Phase Closeout of this Plant Upgrade
- Plant 5 – Commence Construction in late 2025 to address 1,4 Dioxane and Perchlorate
- Plant 8 – Complete Design and Commence Construction to address 1,4 Dioxane and Perchlorate
- Plant 7 – Complete Design and Commence Construction to address PFOA
- Complete the District-wide Smart Meter Replacement Program
- Tank I – Commence Rehabilitation 5-year Capital Improvements Plan

Engineering Services

Scott R. Spittal, PE, Director

	Fund/ Division	2025 Actual	2026 Modified Budget	2026 Projected	2027 Budget
Expenses					
Town Engineer	A1440	$ 1,203,989	$ 1,355,738	$ 1,387,639	$ 1,153,000
Building Department	B1620	2,312,657	2,477,961	2,494,951	2,292,660
Fire Prevention-Safety Inspection	B3620	619,115	748,830	730,480	850,100
Dix Hills Water District	SW18321	4,605,161	4,509,167	4,650,575	4,702,466
Water Quality Surcharge	SW18330	-	600,000	450,000	600,000
Total Expenses		**$ 8,740,922**	**$ 9,691,696**	**$ 9,713,645**	**$ 9,598,226**
Revenues					
Fire Inspection Fees	B1540	$ 677,995	$ 625,000	$ 625,000	$ 625,000
Building Department	B1560	6,514,724	5,500,000	5,000,000	5,500,000
Metered Water Sales	SW12140	3,624,289	3,352,800	3,352,800	3,400,000
Water Service Charges	SW12144	973,143	1,000,000	973,000	1,000,000
Other Permits - Town Eng	SW12590	300	-	-	-
Total Revenues		**$11,790,451**	**$10,477,800**	**$ 9,950,800**	**$10,525,000**
Net Department Costs		**$ (3,049,529)**	**$ (786,104)**	**$ (237,155)**	**$ (926,774)**

Authorized Positions	Fund/ Division	2025 Actual	2026 Modified Budget	2026 Actual	2027 Budget
Town Engineer	A1440	7	9	8	9
Building Department	B1620	23	25	21	21
Fire Prevention-Safety Inspection	B3620	6	6	6	7
Dix Hills Water District	SW18321	14	14	12	13
Department Total		**50**	**54**	**47**	**50**

Engineering Services

Scott R. Spittal, PE, Director

	2025 Actual	2026 Modified Budget	2026 Projected	2027 Budget
Expenses				
Salary and Wages	$ 5,250,687	$ 5,625,961	$ 5,863,124	$ 5,495,350
Employee Benefits and Taxes	395,241	428,005	428,005	415,000
Contractual Costs, Materials & Supplies	2,292,849	3,178,102	2,981,078	3,286,726
Fixed Assets	802,145	459,628	441,438	401,150
Total Expenses	**$ 8,740,922**	**$ 9,691,696**	**$ 9,713,645**	**$ 9,598,226**
Revenues				
Departmental Income	$11,790,151	$10,477,800	$ 9,950,800	$10,525,000
Licenses and Permits	300	-	-	-
Total Revenues	**$11,790,451**	**$10,477,800**	**$ 9,950,800**	**$10,525,000**
Net Cost	**$ (3,049,529)**	**$ (786,104)**	**$ (237,155)**	**$ (926,774)**
Net Cost by Fund				
General Fund	$ 1,203,989	$ 1,355,738	$ 1,387,639	$ 1,153,000
Part Town	(4,260,948)	(2,898,209)	(2,399,569)	(2,982,240)
Dix Hills Water	7,430	756,367	774,775	902,466
Total Net Cost	**$ (3,049,529)**	**$ (786,104)**	**$ (237,155)**	**$ (926,774)**

Environmental Waste Management

John Clark, Director

♦ Departmental Mission:

To develop and implement programs and policies designed to protect and enhance the environment within the Town of Huntington as it relates to solid waste, liquid waste, and recycling. To develop policy and draft Town legislation pertaining to matters that protect or improve the quality of the environment or natural resources of the Town by providing programs that deal with solid and liquid waste and its effective treatment or disposal. To develop and implement public education programs on proper disposal of solid and liquid waste. Explore and create new programs in recycling, waste reduction or removal and wastewater treatment programs. Implement new State and Federal mandates as they relate to Town programs and facilities. These departmental goals further the Town's strategic goals of implementing energy-efficient programs, providing education to residents, and furthering the Town's mission of fostering a sustainable Huntington.

♦ Legal Authority:

Chapter 68 of Town Code, March 3, 1998.

♦ Operating Environment:

The **Waste Management Administrative Division** of Environmental Waste Management oversees all programs that deal with solid and liquid waste management within the Town. This includes daily interaction of management with various divisions under Environmental Waste Management, advisory committees, special interest groups, government agencies, and any other groups that fall under the purview of this department. To some degree, external issues such as State and Federal mandates affect departmental programs, grant monies, funding sources, and public support for projects.

The **Resource Recovery Facility** operates in full compliance with all applicable New York State and Federal Regulations for solid waste disposal. The available waste stream is subject to seasonal and economic fluctuations; however, sufficient waste is obtained from non-town sources as needed to maintain full capacity operation.

The **Consolidated Refuse District** provides sanitation, recycling, and yard-waste collection through both municipal employees and private contractors to the residents of the Town's hamlets.

Monitoring of the closed and capped **East Northport Landfill's** methane gas and groundwater is mandated as part of the Record of Decision issued by New York State and is conducted, in full compliance with this decision, on a periodic basis by outside firms managed by Department staff. The integrity of the landfill cap and the gas control system are also periodically inspected and maintained in good operating condition.

Increased awareness of the Town's recycling efforts, coupled with ever-expanding programs, has greatly increased the volume of residential traffic at the **Ernesto Modesto Chea Recycling Center**.

Environmental Waste Management

John Clark, Director

The **Smithtown Cell 6 Facility** accepts construction and demolition materials from residents of both Smithtown and Huntington and transfers the waste to another facility. The Town of Smithtown manages the facility, but Department staff reconciles the operating expenses as per an inter-municipal agreement.

The **Huntington Sewer District** operates a state-permitted facility capable of processing 2.6 million gallons per day of sewage from the over 3,400 parcels located within the district.

The **Centerport Sewer District,** through an inter-municipal agreement with the Village of Northport, processes the sewage generated within the district at the Northport Sewage Treatment Plant. The Town maintains the sewer lines and pump stations used to convey the sewage to the Village and compensates the Village based on the annual flows.

The **Waste Water Disposal District** continues to receive significant quantities of scavenger waste at the Scavenger Waste Facility (SWF), where Town-licensed liquid waste haulers dispose of sewage extracted from cesspools and septic systems.

♦ Workload Indicators:

The workload in the Environmental Waste Management Department is a function of the following factors:

- Daily operation and oversight of the Reworld Huntington **Resource Recovery Facility,** which includes monitoring capacity to maintain fuel inventory. In 2025, 330,249 tons of solid waste were processed at the facility. We estimate this level will be maintained in 2026. Processing the waste resulted in the generation of 222,882 MWh of electricity, of which 24,146 MWh were used to run the plant and 198,735 MWh were exported from the facility to the local electric grid under a power purchase agreement with LIPA.

- The **Consolidated Refuse District** consists of approximately 59,000 residential parcels that receive two refuse collections per week, fifty-two recycling collections, and thirty-two-yard waste collections per year. The district also contains over 800 commercial parcels in the Business Improvement Districts (BID) that receive six collections per week by municipal employees. In 2025, 93,785 tons of solid waste, 6,420 tons of yard waste, 5,791 tons of paper recyclables, and 4,145 tons of commingled bottles, cans, and plastics were collected and processed from Refuse District parcels.

- Maintenance and repair of methane control and monitoring systems and removal of control system condensation at the **East Northport Landfill** have been successfully continued. No reportable amount of methane has been documented at any of the perimeter wells, indicating the systems are working properly. There has been no reportable methane detected in over ten years. Methane monitoring is done on a quarterly basis.

- The **Ernesto Modesto Chea Recycling Center's** drop-off recycling and household hazardous materials disposal programs continue to be successful. In 2025, approximately 334 tons of discrete recyclables, 157 tons of electronic waste, 132.5 tons of scrap metal, 4 tons of scrapped propane tanks, 23.3 tons of used textiles, 5,610 gallons of miscellaneous household hazardous waste liquids, and 9,150 lbs. of miscellaneous household hazardous waste solids were collected and processed through the facility. The Recycling Center also collected 132.1 tons of grass related yard waste in 2025.

Environmental Waste Management

John Clark, Director

- The **Huntington Sewer District** treated an average of 1,660,000 gallons per day of sanitary sewage in 2025. The treatment plant is permitted to process 2,600,000 gallons per day and remains capable of supporting manageable commercial and residential growth within the district.

- The **Centerport Sewer District** generated an average of 15,682 gallons per day (GPD) of sanitary sewage in 2025. The IMA with the Village of Northport permits Centerport Sewer to pump up to 56,000 GPD to the Northport Sewage Treatment Plant for processing.

- The **Wastewater Disposal Division** received and processed 12,152,200 gallons of scavenger waste in 2025, with a volume of 10.5 million gallons estimated for 2026. The lower volume of scavenger waste expected in 2026 is based on the continued decrease in precipitation levels. The facility is capable of processing more than 25,000,000 gallons annually and, therefore, is designed to support continued growth.

♦ 2026 Achievements:

The Department's 2026 significant achievements include the following:

- **Huntington Sewer District (HSD)** projects that will be completed in 2026:

    - Rehabilitation of Primary Clarifier #5. There are five primary clarifier tanks that use sedimentation to settle solids in wastewater. After thirty-four years of service, the Department began to rehabilitate the units one by one in 2021. The rebuild of the fifth and final clarifier was completed in Q2 of 2026.

    - Scavenger Waste Facility Pavement Repair**:** The damaged concrete ramp and trough at the scavenger waste facility, originally constructed in 1985, were replaced and restored. Our internal staff completed the demolition and a specialized concrete contractor installed the new ramp. This was completed in Q2 of 2026.

    - Rebuilt Sludge Conveyer: The sludge conveyor in the sludge press building was completely rebuilt to ensure reliable sludge handling. In-house staff removed the conveyor from service, replaced the internal screw and guide rails, and reassembled the system, ensuring efficient conveyance of dewatered sludge from the press to the sludge trailer. This was completed in Q2 of 2026.

    - Sequencing Batch Reactor (SBR) Sludge Wasting Tank: The south side of the SBR sludge wasting tank was taken out of service during the second quarter for a comprehensive maintenance and rehabilitation project. The tank was pumped out and cleaned and all 72 aerators and gaskets were replaced. The system was returned to service in Q2 of 2026.

    - North SBR Mixer Motor Replacement: The mixer motor on the North SBR tank was replaced in Q2 of 2026. The mixer keeps microorganisms and wastewater thoroughly blended, ensuring effective biological treatment. The project required the use of a crane to safely remove and install the new motor.

Environmental Waste Management

John Clark, Director

- Replacement of Four (4) SBR Blowers: This project involves the replacement of four SBR blowers with new Aerzen "rotary lobe" compressors to improve efficiency and reliability. The existing blowers have become unreliable and a decision was made to replace all four blowers with Aerzen equipment. This allows us to standardize equipment across the Sewage Treatment Plant (STP) as Aerzen blowers are also used in the scavenger waste aeration tanks. The blowers will be installed on elevated concrete pads to raise the equipment above the floodplain. The first blower was completed in Q1 of 2026. The remaining installations will be completed during the remainder of 2026.

- Main Plant Sludge Pump: The sludge pump is the main pump used to move 16,000-25,000 gallons of sludge per day from the thickener tank to the primary digester where sludge is digested to remove volatile organics and produce methane gas. We estimate this equipment will be delivered and installed by STP personnel by the end of Q3 2026.

- Manhole Cover & Ring Replacement: Damaged manhole covers and rings are replaced to reduce inflow and infiltration (I&I) into the sanitary sewer system. Helping to minimize stormwater entering the sewage treatment plant due to precipitation events helps to reduce the overall flow entering the STP. By the end of Q3 2026, two manhole structures will be replaced by our contracted vendor, Coastal Contracting. The Town of Huntington Highway Department will also be replacing an additional manhole on a Town roadway. Continued restoration of broken manhole covers improves system integrity and reduces unnecessary treatment costs.

- Locking Manhole Covers: To protect the HSD from illegal dumping of scavenger waste, grease and other chemicals entering the system through unsecured manholes in isolated areas, we began to install locking manhole covers at select locations. Unregulated and unchecked scavenger waste may contain grease and other harmful chemicals that can interrupt the normal biological processes at the STP. Grease especially can cause blockages at pump stations and further downstream in our collection system. We plan to purchase and install five (5) more locking covers in 2026 in an effort to further secure susceptible points of entry in the collection system.

- Remediation of Centerport Pump Stations: These pump stations convey wastewater from the Centerport Sewer District to the Northport Sewage Treatment Plant. Rehabilitation efforts continued on the Centerport Pump Stations in 2026 based on the annual inspection results provided by H2M Engineers. The mechanical piping and valves within the wet well were cleaned and coated with a protective paint to reduce corrosion and increase visibility for operator safety. The final phase of the rehabilitation will include replacing the aging timber retaining walls to protect the pump station structure and extend the facility's service life.

- Security Upgrades: Due to the sensitive nature of the Huntington Sewage Treatment Plant and the inherent risks due to acts of terrorism, the equipment housed in the Sequencing Batch Reactor (SBR) control room is now protected with enhanced security upgrades. These upgrades include indoor and exterior dome cameras and the installation of door locks with security access controls. Enhanced controls were also installed in the building housing the motor controls. Surveillance cameras were also installed at Centerport Pump Station No. 1, Centerport Pump Station No. 2 and the East 5th Street Pump Station.

- Replace STP Generator #1: The existing 40-year-old 664 kW Caterpillar generator controls the front half of the plant and is critical to ensure uninterrupted service at the STP. Because of its age, parts are more difficult to obtain and reliability of the unit is a concern. The floor elevation in the room housing the existing generator is located below the flood elevation so the generator is also subject to flooding concerns. As part of the program to improve resiliency, the new generator will be relocated to a sound attenuating enclosure in an area south of the existing location. This project is estimated to commence in Q4 of 2026.

- Parking Area Expansion for Capacity Improvements: Plans to expand the parking lot at the Sewage Treatment Plant are scheduled to commence in the fourth quarter of 2026. The new parking area at the site of the former Crippen property is part of the Huntington Sewer District's (HSD) long-term plan to increase wastewater treatment plant capacity and improve operational resiliency. The relocation of the parking area will allow for construction of a parallel headworks facility, including a second influent channel containing a bar screen, and grit removal system. This work is a critical first-step in facilitating future upgrades to plant infrastructure and increasing overall treatment capacity.

- Collection System Rehabilitation: The collection system for the HSD encompasses 35 miles of sewer mains where sewage flows to the plant generally by means of gravity. Interrogation of the collection system occurred during telescopic review programs in 1975, 2000, 2004 and 2008. In 2019, we increased our attention to the collection system remediation program. The existing initiative includes the cleaning and telescopic review of approximately 3 miles of sewer lines annually. Based on the results of the interrogative work, we then proceed with repairs addressing the deficiencies discovered in the collection system. In most cases, remediation work involves spot liners being inserted into the breached sewer mains and spot-grouting being done to selected areas. In rarer cases, excavation and replacement of breached mains is undertaken. Remediation work on identified existing breaches will commence in 2027 when full funding for the project is available.

♦ 2027 Goals:

The Department's 2027 goals include the following:

- **Waste Management Administration's** goal is to process constituent service requests as they relate to solid waste collection, recycling, and yard waste. Request types vary from specialized curbside collection of televisions, appliances, and oversized bulk items to reported violations of the Town Code. Violations relating to solid waste, yard waste and recyclable materials disposal are recorded by the private carters, our administrative staff and our refuse inspectors in the field. Service requests are then documented by type, entered into our client relationship management system (Q-Alert) and followed through until the situations are remediated.

- The **Wastewater Disposal District's** goal is to receive and process liquid waste and septage from Town-licensed liquid waste haulers at the Scavenger Waste Facility. The annual operating budget for this Special District is based entirely on revenues generated by the tipping fees liquid waste haulers pay to the Town for use of the Scavenger Waste Facility.

Environmental Waste Management

John Clark, Director

- The **Consolidated Refuse District** and **Recycling Center's** goals are to continue to provide services to aid and promote recycling within the community. Efforts are directed at attaining targeted recycling levels outlined in the Town's Solid Waste Management Plan. In 2027, the Department will continue to implement recycling collection strategies that maximize revenues for the sale of recycled paper and cardboard and minimize the economic impact of the depressed recycling markets for glass, metal, and plastics recyclables while still preserving the Town's commitment to the environment.

♦ Performance Measures :

Service Requests processed by Dept. of EWM:

Year	Completed Requests	Top Five Request Types In Descending Order
2021	1,839	TV Recycling P/U; Appliance P/U; Trash Missed P/U; Report Garbage Violations; Recycling Missed P/U
2022	1,434	Appliance Recycling Schedule P/U; TV Recycling Schedule P/U; Yard waste Missed P/U; Trash Missed P/U; Report Garbage Violations
2023	2,165	Trash/Bulk NTC Issued, Unlicensed Container/No Permit NTC Issued, TV Recycling: Schedule a Pickup, Trash-Missed Pickup, Report Garbage Violations.
2024	2,155	Scheduled pickups for appliances, Scheduled pickups for TV's. Missed pickups for trash, yard waste and recycling, Unlicensed containers.
2025	*1,872*	Scheduled pickups for appliances. Scheduled pickups for TV's. Report garbage violations. Missed pickups for yard waste and recyclables.
2026 est.	*1,926*	Scheduled pickups for TV's and appliances. Inaccessible streets resulting in non-collection. Recycling missed pickups. Trash mixed pickups.

Scavenger Waste Processed:

Year	Gallons/Year
2021	16,786,000
2022	14,429,020
2023	14,150,000
2024	14,363,720
2025	12,152,200
2026 est.	10,500,000

Environmental Waste Management

John Clark, Director

Recycling and yard waste diversion:

The Town is attempting to maximize the tonnage of materials diverted from the solid waste stream each year through recycling and yard waste diversion to accomplish the waste reduction goals defined in the Town's Solid Waste Management Plan.

Year	Tons/Year
2021	20,322
2022	19,356
2023	18,917
2024	18,767
2025	17,136
2026 est.	*17,100*

Environmental Waste Management

John Clark, Director

	Fund/ Division	2025 Actual	2026 Modified Budget	2026 Projected	2027 Budget
Expenses					
Landfill-Smithtown Cell 6	A8164	$ 347,609	$ 321,300	$ 321,300	$ 350,000
ENL Post Closure Maintenance	A8166	104,188	100,106	100,106	97,330
Resource Recovery	A8170	29,235,509	29,934,244	31,456,044	33,384,000
Solid Waste Recycling	A8565	828,140	916,381	903,331	977,780
Waste Management Administration	A8793	254,773	376,456	376,456	428,165
Consolidated Refuse District	SR8158	20,990,682	22,208,777	20,351,767	23,135,820
Huntington Sewer District	SS18131	2,889,451	3,361,675	3,401,675	3,472,740
Centerport Sewer District	SS28132	133,043	173,095	173,095	211,950
Waste Water Disposal	SS38133	815,575	1,157,144	1,085,672	1,315,325
Total Expenses		**$ 55,598,970**	**$ 58,549,178**	**$ 58,169,446**	**$ 63,373,110**
Revenues					
Refuse & Garbage Charges	A2130	$ 7,988,652	$ 7,935,000	$ 7,935,000	$ 7,935,000
Town of Smithtown RRP	A2131	10,800,131	11,062,500	11,000,000	12,000,000
Refuse District Tipping Fees	A2132	8,028,131	8,640,000	8,000,000	8,640,000
Resource Recovery Penalty Fee	A2135	-	10,000	-	10,000
Refuse & Garbage, Other Govern	A2376	77,928	80,000	10,000	80,000
Sale of Scrap& Excess Materials	A2650	31,251	35,000	25,000	35,000
Sales of Recycled Materials	A2651	15,935	1,246	15,000	12,500
Sale of Compost	A2653	13,540	8,000	8,000	8,000
State Aid Household HazMat	A3905	47,820	47,000	47,000	47,000
Refuse & Garbage Charges	SR2130	6,900	6,000	6,000	6,000
Refuse & Garbage, Other Govern	SR2376	8,467	14,250	8,000	14,250
Sales of Recycled Materials	SR2651	254,608	350,000	175,000	175,000
State Aid, Other	SR3089	-	60,018	71,962	60,018
Sewer Charges	SS12122	431,477	497,000	400,000	497,000
Refuse & Garbage Charges	SS32130	1,058,978	1,500,000	1,000,000	1,500,000
Total Revenues		**$ 28,763,818**	**$ 30,246,014**	**$ 28,700,962**	**$ 31,019,768**
Net Department Costs		**$ 26,835,151**	**$ 28,303,164**	**$ 29,468,484**	**$ 32,353,342**

Environmental Waste Management

John Clark, Director

Authorized Positions	Fund/ Division	2025 Actual	2026 Modified Budget	2026 Actual	2027 Budget
Resource Recovery	A8170	3	3	2	2
Solid Waste Recycling	A8565	7	7	8	8
Waste Management Administration	A8793	2	4	2	4
Consolidated Refuse District	SR8158	46	46	46	46
Huntington Sewer District	SS18131	16	16	15	15
Waste Water Disposal	SS38133	2	2	3	3
Department Total		**76**	**78**	**76**	**78**

	2025 Actual	2026 Modified Budget	2026 Projected	2027 Budget
Expenses				
Salary and Wages	$ 7,621,733	$ 7,897,855	$ 7,944,656	$ 8,212,740
Employee Benefit and Taxes	574,038	604,944	599,944	623,000
Contractual Costs, Materials & Supplies	47,348,813	49,956,888	49,581,855	54,470,670
Fixed Assets	54,386	89,491	42,991	66,700
Total Expenses	**$ 55,598,970**	**$ 58,549,178**	**$ 58,169,446**	**$ 63,373,110**
Revenues				
Departmental Income	$ 28,314,269	$ 29,640,500	$ 28,341,000	$ 30,578,000
Intergovernmental Charge	86,395	94,250	18,000	94,250
Fines and Forfeitures	-	10,000	-	10,000
Sale of Property/Compensation for Loss	315,334	394,246	223,000	230,500
State Aid	47,820	107,018	118,962	107,018
Total Revenues	**$ 28,763,818**	**$ 30,246,014**	**$ 28,700,962**	**$ 31,019,768**
Net Costs	**$ 26,835,151**	**$ 28,303,164**	**$ 29,468,484**	**$ 32,353,342**
Net Cost by Fund				
General Fund	$ 3,766,831	$ 3,829,741	$ 6,117,237	$ 6,469,775
Consolidated Refuse	20,720,707	21,778,509	20,090,805	22,880,552
Huntington Sewer District	2,457,974	2,864,675	3,001,675	2,975,740
Centerport Sewer District	133,043	173,095	173,095	211,950
Waste Water Disposal	(243,404)	(342,856)	85,672	(184,675)
Total Net Cost	**$ 26,835,151**	**$ 28,303,164**	**$ 29,468,484**	**$ 32,353,342**

General Services

Anthony Annunziata, Director

♦ Departmental Mission:

The Department of General Services is a multi-functional department whose mission is to provide maintenance services for all Town-owned properties, facilities, vehicles, and equipment.

♦ Legal Authority:

The Department of General Services was established by Town Board Resolution on September 14, 1982 (Chapter 32 of the Town Code, Local Law Number 10-1982). On August 11, 1992, and March 9, 1993, Chapter 32 of the Town Code was amended, adding the division of Parks Maintenance. On June 6, 2000, Chapter 32 of the Town Code was once again amended to include the maintenance of all Town Parks, including the Dix Hills Park Facility and Crab Meadow Golf Course, as part of General Services. On May 6, 2014, Chapter 32 of the Town Code was again amended to include 2 Deputy Directors and 7 Divisions. On March 14, 2023, Chapter 32 of the Town Code was once again amended to include the maintenance of Town marinas, beaches, pump-out facilities, waterfront parks, docks, and ramps.

♦ Operating Environment:

The **Building Maintenance Division** administers, supervises, and implements the construction, maintenance, and repair of all town buildings and structures. This work includes skilled professionals in the following trades: electrical, plumbing, carpentry, masonry, painting, and general maintenance.

The **Off-Street Parking Maintenance Division** administers, supervises, and implements the maintenance, repair, and construction of all municipal and commuter parking fields and garages. This includes the paved surfaces, drainage structures, associated landscaping, litter and trash removal, line striping, and snow and ice control. In addition, this section maintains memorial areas throughout the town, organic garden areas, numerous historic cemeteries, and many other town facilities.

The **Vehicle Operations and Maintenance Division** administers, supervises, and implements the maintenance, repairs, purchase, and leasing of all town vehicles, except Highway, HART, and Waste Management. In addition, they manage and control the town fuel management system and tow abandoned and derelict vehicles as directed by Public Safety.

The **Parks, Grounds, and Waterfront Maintenance Division** manages and implements the landscaping and ground maintenance of all parcels owned or leased by the Town, including parks, cemeteries, gardens, Town marinas, beaches, pump-out facilities, waterfront parks, docks, ramps, and other Town facilities.

The **Dix Hills Park Maintenance Division** administers, supervises, and implements general and technical services regarding the maintenance and operation of the Dix Hills Pool, the Ice Rinks, and the other recreational facilities on the property.

General Services

Anthony Annunziata, Director

The **Golf Course Maintenance Division** administers, supervises, and implements the construction, maintenance, and repair of the Crab Meadow and Dix Hills Golf Courses.

The **Inter-Departmental Services Division** administers, manages, and implements the acquisition and distribution of office supplies and equipment, inter-office mail, regular mail, and packages. In addition, it runs the print shop and handles custodial services at Town Hall and the Flanagan Center.

♦ Workload Indicators:

General Services ever-increasing duties and responsibilities create a challenging work environment that requires the entire team to work in harmony to achieve the necessary results. All divisions strive to conserve resources & streamline workflow procedures with the goal of improving services while reducing costs.

♦ 2027 Goals:

- Continue In-house Sports Courts Renovations
- Continue Fleet Upgrades
- Continue Contributing to Playground Renovation Initiatives
- Improve Beach Comfort Stations
- Continue Improving and Enhancing Townwide Facilities, Parks, and Public Spaces
- Expand EV Charging Station Network
- Continue Energy-efficient Upgrades
- Support a Safe and Productive Workplace
- Improve Services While Reducing Costs

♦ Performance Measures:

We will continue to utilize the Q-Alert work order system to monitor and track the thousands of requests for service we receive, with the goal of faster response and resolution and fewer callbacks.

General Services

Anthony Annunziata, Director

	Fund/ Division	2025 Actual	2026 Modified Budget	2026 Projected	2027 Budget
Expenses					
General Services Administration	A1490	$ 609,993	$ 669,953	$ 659,954	$ 664,500
Buildings and Grounds	A1621	11,188,775	12,349,563	12,536,281	12,214,200
Vehicle Maintenance	A1625	1,255,573	1,395,715	1,399,716	1,533,500
Central Supply & Mailroom	A1660	418,823	427,524	442,524	377,602
Copy Center	A1670	283,786	311,922	311,922	311,408
Dix Hills Park Maintenance	A7116	2,024,139	2,158,204	2,156,755	2,136,885
Beach Maintenance	A7181	362,603	387,481	389,481	398,370
Marinas & Docks	A7182	291,690	333,957	336,958	350,550
Golf Course Maintenance	A7183	1,688,073	1,720,329	1,680,674	1,587,800
Organic Garden	A8560	12,332	7,380	7,380	7,380
Total Expenses		**$18,135,787**	**$19,762,028**	**$19,921,645**	**$19,582,195**
Revenues					
Unpaid Property Clean up	A1032	$ 36,810	$ 80,000	$ 28,230	$ 80,000
Sale of Electric	A2150	$ -	$ -	$ 15,000	$ 15,000
Organic Garden Rental	A2411	11,565	11,500	11,600	11,600
Federal Aid-FEMA	A4785	11	-	-	-
Total Revenues		**$ 48,386**	**$ 91,500**	**$ 54,830**	**$ 106,600**
Net Department Costs		**$18,087,401**	**$19,670,528**	**$19,866,815**	**$19,475,595**

General Services

Anthony Annunziata, Director

Authorized Positions	Fund/ Division	2025 Actual	2026 Modified Budget	2026 Actual	2027 Budget
General Services Administration	A1490	6	6	5	6
Buildings and Grounds	A1621	78	79	81	81
Vehicle Maintenance	A1625	6	6	8	8
Central Supply & Mailroom	A1660	3	3	2	2
Central Printing	A1670	1	1	1	1
Dix Hills Park Maintenance	A7116	8	9	8	8
Beaches Maintenance	A7181	3	3	3	3
Marinas	A7182	2	2	2	2
Golf Course Maintenance	A7183	8	9	8	8
Organic Garden	A8560	0	0	0	0
Department Total		**115**	**118**	**118**	**119**

	2025 Actual	2026 Modified Budget	2026 Projected	2027 Budget
Expenses				
Salary and Wages	$ 11,697,231	$ 12,128,166	$ 12,359,317	$ 12,234,510
Employee Benefits and Taxes	880,631	896,109	896,109	937,000
Contractual Costs, Materials & Supplies	4,996,351	6,083,609	6,089,846	5,912,185
Fixed Assets	400,411	476,144	398,373	320,500
Capital Outlay	161,163	178,000	178,000	178,000
Total Expenses	**$ 18,135,787**	**$ 19,762,028**	**$ 19,921,645**	**$ 19,582,195**
Revenues				
Real Property Tax	$ 36,810	$ 80,000	$ 28,230	$ 80,000
Departmental Income	11,565	11,500	26,600	26,600
Federal Aid	11	-	-	-
Total Revenues	**$ 48,386**	**$ 91,500**	**$ 54,830**	**$ 106,600**
Net Cost	**$ 18,087,401**	**$ 19,670,528**	**$ 19,866,815**	**$ 19,475,595**
Net Cost by Fund				
General Fund	$ 18,087,401	$ 19,670,528	$ 19,866,815	$ 19,475,595
Total Net Cost	**$ 18,087,401**	**$ 19,670,528**	**$ 19,866,815**	**$ 19,475,595**

Highway Department

Andre Sorrentino, Superintendent of Highways

♦ Departmental Mission:

The Town of Huntington Highway Department is responsible for maintaining and improving approximately 800 lane miles of roadway, more than 120,000 Town-owned trees, 500 miles of drainage pipe, approximately 25,000 catch basins, nearly 500 recharge basins, roadway signs, pavement markings, and all public rights-of-way throughout the Town. Highway operations are conducted 24 hours a day, seven days a week, providing critical infrastructure maintenance, emergency response, snow and ice control, roadway rehabilitation, and public safety services for Huntington residents.

The Highway Department is committed to protecting the Town's infrastructure through proactive maintenance, responsible fiscal management, innovative technology, and strategic long-term planning. Our mission is to provide safe, reliable, and well-maintained roads while maximizing taxpayer value through efficient operations and continuous improvement.

♦ Legal Authority:

The operation of the Highway Office is mandated by New York State Highway Law, Section 140, as enacted by the Senate and the Assembly of the State of New York.

♦ Divisions:

There are a variety of influences at work on roads and drainage systems throughout their service life. There is the normal wear and tear associated with usage. Environmental factors such as snow, ice, rain, and dramatic fluctuations in temperature take a toll on existing systems. The climate on Long Island is a prime example of a freeze-thaw cycle. This cycle is particularly damaging to roads in that the freezing and thawing have proven to weaken sub-grades and bring about a more rapid deterioration of pavement. The environmental factors, coupled with an aging system of roads, have created a scenario where the effective administration of resources is essential in order to maintain the present level of services. The nature of the work performed by the Highway Department is labor intensive. In order to effectively implement the existing pavement management, tree management, and drainage management systems, it is necessary to maintain existing staffing levels. In addition to planned improvements, a major responsibility of this department is to respond to requests from residents, Town departments, Village, County, State, and Federal officials.

The Highway Department provides the following town-wide services:

Safety of Residents & Public: Examples of steps the Highway Office takes for safety purposes include:

- Installation of guide rails in accident-prone road locations.
- Road Signs – larger and more reflective, keeping them visible and improving sight distance at intersections.
- Implement a Road striping program.
- Tree Division for Tree Removal, Planting, and Maintenance.
- Improve Snow Plowing and Ice Control methods.
- Drainage Construction and Control.
- Pothole repair.
- Sweeping of Roads.

- Road Rehabilitation Program.
- Issuing Permits for Parades, Block Parties, and Construction.

The Comprehensive Pavement Evaluation Program: Employees of the Highway Department, consisting of the engineering staff and road supervisors, are trained in the Cornell College Road Evaluation Matrix System. In conjunction with that program, we are now working with National Grid Gas Systems, PSEGLI, and your local Water Authority. This allows us to coordinate repaving roads upon completion of the installation of new gas lines and water mains. This process allows us to objectively evaluate over 800 miles of roads within the Town of Huntington on an annual basis. The evaluations are generally conducted in the spring, prior to the commencement of our road rehabilitation program and ensures that all residents receive fair and equitable treatment with regards to road maintenance and rehabilitation. The last few winters have brought historically low temperatures over prolonged periods which accelerate the deterioration of roadways. Proper rehabilitation increases the longevity and useful life of the pavement and improves the safety and ride-ability of Town roads. The Highway Department personnel perform as much routine maintenance and rehabilitation that staffing and equipment limitations allow, while roads requiring extensive rehabilitation are paved by a contractor so that realizes savings based on economy of scale. The increasing cost of asphalt and construction prices puts a greater demand on the Town's paving budget.

Drainage Management: Drainage management involves two phases: The first involves maintenance and improvements to address flooding issues, the second involves the reduction of runoff within watersheds that discharge to Huntington's surface waters. The Highway Department is currently proceeding with a catch basin cleaning project using both Town-owned and Town awarded contractor's clamshells with a mapped area schedule starting on the south end of the Town, moving north. In addition to the clamshells, the Highway Department has been utilizing our Vac-Con to clear locations that the clamshells are unable to reach.

The Town of Huntington Highway Department has made storm drainage issues a top priority. Prior to 2022, due to the need for additional drainage, the Highway Department had to allocate manpower to pump flood water from numerous areas that were threatening homes. The Town of Huntington Highway Department has installed/increased over 200 drainage improvements, and as a result, the Highway Department has considerably reduced some of the major areas that required pumping.

The Highway Department utilizes State, City, and Town contracts for a camera system that allows Drainage crews to view drainage structures for pipe blockages. Additional contractors can install new drainage, and the Highway Department is employing additional equipment to clean clogged pipes and silt-filled catch basins.

Tree Management: There are over 120,000 trees in our database that are on Town-right-of-way. The Highway Department is responsible for the maintenance, removal, and trimming of these trees. The work performed is done both by Town personnel and private contractors. The work involves tree removal, trimming, and replanting. The tree department has been reorganized to allow for more efficient and timely removal of dangerous trees. The Town of Huntington Highway Department performs over 500 tree evaluations per year to ensure the health and safety of our Town trees.

Highway Department

Andre Sorrentino, Superintendent of Highways

The Highway Department has been utilizing their certified ISA arborists to evaluate Town trees generated by constituent concerns as well as standard tree observations. Arborists will make an official determination of the health of each tree, diagnosing remedies such as pruning, elevating, or eventual removal upon signs of decline for the safety of the area and surrounding residents. This tree program focuses on only removing trees that become a danger, and preserving the life of all other trees with preventative maintenance.

Asphalt Repair: Pavement maintenance is crucial to preserving the longevity of our Town roadways. Due to normal wear and tear such as weather and traffic, asphalt roads will begin to deteriorate after approximately ten years after it has been paved.

The Town's contractor mills and paves Town roads. Historically, the Highway Department receives funding to pave an average of 25 miles of road or less per year. A road retains 90% of its structural integrity for the first ten years and, thereafter, deteriorates to a point of almost total despair after 20 years. Highway Superintendent Andre Sorrentino has been meeting with community leaders, civic associations, and residents to discuss the need to increase funding for paving.

The Highway Department receives between 1,500 and 2,000 pothole Service Requests per year. The Highway Department has recently been implementing the most effective pothole filling techniques, resulting in longer lasting pothole patches. The Highway Department continues to fill potholes as quickly and efficiently as possible, using the Town of Huntington GIS System to organize crews in scheduling this work in focused areas with our newly purchased hot boxes. Our goal is to be able to repair potholes within 24-48 hours.

Upon resident requests and foremen observations, asphalt restorations such as roadway regrade and asphalt berm installations are necessary to alleviate drainage issues and make roadways safer.

In addition, to pothole repair, asphalt berm installations, and regrades, the Town of Huntington Highway Department has built an in-house paving crew for areas in need of asphalt restoration that are small enough for our equipment to handle. This is ideal on smaller streets or larger streets we cannot entirely pave, but can alleviate major asphalt deteriorations in localized portions of the roadway.

Sign Shop: This department is responsible for street signs and pavement markings. Street signs that have been damaged or faded are replaced by the Highway Sign Shop. This is especially important in instances where STOP signs or other traffic safety signs are in need of replacement.

The Highway Department Sign Shop has successfully re-striped many roads within the Town that have faded with time and normal traffic wear and tear. Other areas, such as crosswalks and stop bars, have also been repainted. This work is done both in-house with the Sign Shop's new line striping machine and contracted out to awarded vendors for epoxy-based work.

Vehicle Maintenance Shop: This department is responsible for the maintenance and repair of all Highway vehicles, trucks, and machinery. The Highway Department has recently secured additional funding for the Mechanic Shop to restore many of the older equipment. The Highway Mechanic Shop is continuing to consolidate and organize the increasing inventory and equipment. The Shop has a way to safely store and clean our sanders to prevent rust and erosion, lengthening the lifespan of our equipment. The Highway Department has been using a purchased inspection machine that performs all gas and diesel

vehicle inspections on-site. By doing this, it reduces time that our trucks are out of service and gets them back to productivity in a much quicker manner. All of these aforementioned improvements have decreased the amount of downtime for the vehicles and cut costs that would otherwise go to outside vendors. Superintendent Sorrentino has secured additional funding for the rehabilitation and restoration of older vehicles.

Street Sweeping: The Highway Office has a sweeping maintenance program that encompasses approximately 800 miles of Town roads. This service enhances the aesthetic appearance of the roads and protects the effectiveness of the existing drainage system. Removing sand and debris from the roadway is an essential component of roadway maintenance. The greater volume of material on the roadways, coupled with the increasing age of the Town's roads, along with aged and decreased number of operational sweepers, has proven to make sweeping more difficult and time-consuming than previous years due to extreme snow. The Highway Department has a winter weather response effort in using primarily salt to pretreat roadways as opposed to a salt/sand mixture as used in previous years. In addition, to the positive effect it has for snow and ice control, the lack of use of sand on the roadways relieves a percentage of residual sand left on the streets, helping the street sweeping program complete our area maps more quickly.

Leaf Bag Distribution: The Highway Department distributes leaf bags to Town residents in order to facilitate the collection of leaves every fall. Keeping the leaves off the streets and out of the drainage system ensures the safety of the Town roads and the effectiveness of the drainage systems. The Highway has added tips on how to compost leaves and yard waste to assist in the recycling process.

Technology / Operations / Public Service: The Highway Department continues to modernize its operations through investments in technology that improve efficiency, accountability, and customer service. The Highway Operations Center, serves as the central hub for resident communications, processing approximately 20,000 calls, emails, walk-ins, and Service requests annually. These requests include paving, pothole repairs, street sweeping, snow and ice control, drainage concerns, tree maintenance, asphalt berms, driveway aprons, roadway permits, street signs, pavement markings, parades, block parties, and other public infrastructure services.

All resident requests are managed through a centralized digital work order system, allowing each service request to be tracked from initiation through completion with updated notes, photographs, and status reports. Geographic Information System (GIS) technology is utilized to map and manage roadway assets, drainage infrastructure, tree inventories, street sweeping operations, and pavement conditions, enabling data-driven decisions for maintenance and capital improvements. The Department also utilizes GPS technology, electronic message boards, drainage camera inspection equipment to improve operational awareness and communication with residents.

To maximize equipment reliability and reduce operating costs, the Highway Department has implemented a comprehensive Fleet Management Program that utilizes digital maintenance records, preventative maintenance scheduling, parts inventory management, and mobile technology to monitor and document the maintenance history of every Highway vehicle and piece of equipment. This proactive approach minimizes downtime, extends equipment life, improves accountability, and ensures that critical equipment remains available for daily operations and emergency response.

Highway Department

Andre Sorrentino, Superintendent of Highways

♦ 2026 Accomplishments:

The 2026 Accomplishments for the Highway Department include the following:

- Completed Phase IV, the final Phase of our Restoration program.
- Upgraded and modernize the Department's street sweeper fleet by purchasing multiple new sweepers to replace aging units.
- Constructed a new 640-square-foot Command Center to serve as the central hub for emergency response operations and coordination during major events. This facility will also function as the Highway Department's primary conference and planning room, providing a dedicated space for meetings, briefings, and interdepartmental collaboration.
- Purchased two updated electronic message boards to enhance communication with the public by providing real-time notifications of road closures, detours, and other important traffic-related updates. These signs will improve public safety and transparency during highway operations and emergency events.
- Upgraded the Highway Department's permit system by implementing OpenGov, allowing residents to submit, track, and manage all permitting requests entirely online through a centralized digital portal. This modernization will streamline operations, improve transparency, and enhance the overall customer service experience for the public.
- Purchased new ride-on mowers to increase the speed and efficiency of grass cutting operations, particularly in sumps and roadway medians. These upgrades will support a revamp of our current grass cutting routes, allowing crews to complete maintenance faster and more effectively across the Town.
- The Highway Department implemented a proactive crack sealing program to preserve roads paved within the last 5 to 10 years. By sealing pavement cracks before water can infiltrate and cause deterioration, we are extending the service life of these roadways, reducing future maintenance costs, and protecting our infrastructure. This preventive maintenance initiative provides a significant long-term benefit to the Town's transportation network.
- Highway surpassed its 2025 paving totals, continuing our commitment to improving upon the previous year's accomplishments and delivering more roadway improvements for our residents each year.

♦ 2027 Goals:

The 2027 Goals for the Highway Department include the following:

- Implement a digital fleet management system to track preventive maintenance, repairs, parts inventory, and equipment history. Equip Highway mechanics with iPads to streamline work orders, improve efficiency, and provide real-time documentation.
- Expand stormwater infrastructure improvements by continuing recharge basin restoration, catch basin maintenance, drainage upgrades, and flood mitigation projects to reduce localized flooding.
- Pursue grant funding and outside funding opportunities to offset capital costs, accelerate infrastructure improvements, and maximize taxpayer value.
- Purchase eight new medium-duty quad cab six-wheel dump trucks. These versatile vehicles can transport four employees, serve as primary snow plow trucks during winter operations, and tow

equipment trailers, making them one of the Department's most valuable and efficient multi-purpose assets.

- Enhance the Highway Tree Division by purchasing a Sennebogen tree handler and a mini skid steer to improve the safety, efficiency, and speed of tree removal operations. These additions will allow crews to handle larger trees more effectively, reduce manual labor, improve storm response capabilities, and minimize roadway closures during emergency and routine tree work.
- Invest in workforce development and operational efficiency by expanding CDL training, heavy equipment training, and ongoing safety education. Continue improving communication with residents through the Department's state-of-the-art Highway Call Center, providing faster response times, enhanced service tracking, and greater transparency for the public.
- Above all, the primary goal for 2027 is to exceed the paving totals achieved in 2026 by surpassing the number of lane miles paved, setting a new record for road improvements and continuing our commitment to rebuilding the Town’s infrastructure.

Highway Department

Andre Sorrentino, Superintendent of Highways

	Fund/ Division	2025 Actual	2026 Modified Budget	2026 Projected	2027 Budget
Expenses					
Superintendent of Highways	A5010	$ 938,908	$ 1,006,920	$ 1,007,330	$ 1,052,200
Highway Repairs	DB5110	14,776,114	16,562,040	16,257,824	17,380,640
Capital Highway Improvements	DB5112	4,257,861	4,542,465	4,542,465	1,706,000
Highway Machinery	DB5130	3,103,429	3,283,524	3,239,686	4,315,000
Brush Weeds	DB5140	512,603	505,000	550,000	655,080
Snow Removal	DB5142	4,229,778	5,852,330	5,558,606	4,596,000
Total Expenses		**$ 27,818,693**	**$ 31,752,279**	**$ 31,155,911**	**$29,704,920**
Revenues					
Other Transportation Income	DB1789	$ 867,376	$ -	$ 991,000	$ -
Other Permits-Town Engineer	DB2590	31,300	200,000	245,000	200,000
Sale of Scrap & Exc Materials	DB2650	7,808	8,000	2,080	8,000
Insurance Recoveries	DB2680	157,070	5,000	60,172	10,000
Unclassified Revenues	DB2770	18,943	100	14,000	100
State Aid, Other	DB3089	93,025	-	-	-
State Aid, CHIPS	DB3501	4,229,185	4,542,465	4,542,465	1,706,000
Total Revenues		**$ 5,404,707**	**$ 4,755,565**	**$ 5,854,717**	**$ 1,924,100**
Net Department Costs		**$ 22,413,986**	**$ 26,996,714**	**$ 25,301,194**	**$27,780,820**

Authorized Positions	Fund/ Division	2025 Actual	2026 Modified Budget	2026 Actual	2027 Budget
Superintendent of Highways	A5010	8	8	7	8
Highway Repairs	DB5110	122	127	130	130
Capital Highway Improvements	DB5112	0	0	0	0
Highway Machinery	DB5130	14	14	15	15
Brush Weeds	DB5140	0	0	0	0
Snow Removal	DB5142	0	0	0	0
Department Total		**144**	**149**	**152**	**153**

Highway Department

Andre Sorrentino, Superintendent of Highways

	2025 Actual	2026 Modified Budget	2026 Projected	2027 Budget
Expenses				
Salary and Wages	$ 15,645,170	$ 17,802,341	$ 17,230,419	$ 17,329,700
Employee Benefits and Taxes	1,169,889	1,313,837	1,295,092	1,371,000
Contractual Costs, Materials & Supplies	6,078,586	7,628,400	7,571,698	8,379,970
Fixed Assets	4,925,048	5,007,701	5,058,702	2,624,250
Total Expenses	**$ 27,818,693**	**$ 31,752,279**	**$ 31,155,911**	**$ 29,704,920**
Revenues				
Departmental Income	$ 867,375	$ -	$ 991,000	$ -
Licenses and Permits	31,300	200,000	245,000	200,000
Sale of Property/Comp for Loss	164,879	13,000	62,252	18,000
Miscellaneous	18,943	100	14,000	100
State Aid	4,322,210	4,542,465	4,542,465	1,706,000
Total Revenues	**$ 5,404,707**	**$ 4,755,565**	**$ 5,854,717**	**$ 1,924,100**
Net Cost	**$ 22,413,986**	**$ 26,996,714**	**$ 25,301,194**	**$ 27,780,820**
Net Cost by Fund				
General Fund	$ 938,908	$ 1,006,920	$ 1,007,330	$ 1,052,200
Highway	21,475,078	25,989,794	24,293,864	26,728,620
Total Net Cost	**$ 22,413,986**	**$ 26,996,714**	**$ 25,301,194**	**$ 27,780,820**



Human Services

Kevin Thorbourne, Director

♦ Departmental Mission:

The mission of the Department of Human Services is to develop, administer, manage, expand, and promote programs that benefit the residents of the Town of Huntington.

♦ Legal Authority:

Local Law #9, Adopted 12/12/89 and Chapter 39 of the Town Code.

♦ Operating Environment:

Minority Affairs: Serves as a liaison to the minority communities, keeping residents informed of Town services, programs, employment opportunities, and events. This Division strives to improve working relationships with leaders of minority organizations and minority residents by addressing concerns of the minority communities and also by providing various programs throughout the year to improve the lives of people. The Division coordinates many programs including, but not limited to, the Back-Pack Program, Holiday Turkeys, Holiday Shopping Trip, Holiday Gift Collection, Saint John's Summer Camp, Hispanic Heritage Month, and Black History Month events. The Division serves as a resource to the community providing assistance, referrals and information.

Senior Citizens: Responsible for providing Huntington's Senior Citizens age 60 and over, with diversified programs and services, enabling them to remain physically and mentally active, socially involved and as independent as possible.

- **Nutrition Program:** This program provides nutritious meals at the Senior Center and the Adult Day Care Center. Meals are also delivered to homebound seniors in the Town through the Home Delivered Meals Program.

- **Adult Day Care Program:** This comprehensive program addresses the needs of those who, in their later years, require a structured, supervised environment that promotes social interaction with peers, emotional support, and intellectual and physical stimulation. Both group and individual activities are provided.

- **Expanded In-Home Services for the Elderly Program (EISEP)/, Community Services for the Elderly (CSE) Housekeeper/Chore Program, Shopping Assistance Program:** Provides functionally impaired persons age sixty and over, who are not eligible to receive the same or similar services available under Title XVIII, XIX, or XX of the Federal Social Security Act or any other governmental program, with non-medical, in-home services (light house cleaning, grocery shopping, and laundry). The purpose of this service is to allow these seniors to remain safe, independent, and in their own homes.

- **CSE Caregiver Program:** It is designed to help sustain the efforts of caregivers who normally provide the daily care and supervision of an elderly person(s). By supporting their caregiver(s), it promotes and supports the ability of individuals receiving care to remain in their homes instead of being placed in residential facilities.



Human Services

Kevin Thorbourne, Director

- **Home Maintenance/Repair Program:(previously known as Residential Repair Program)** Provides minor residential repairs and renovations to upgrade substandard, unsuitable, or unsafe housing for homeowners age sixty (60) and older who are incapable of maintaining their homes on their own within the Town of Huntington. Participants are responsible for parts/supplies. There is no charge for labor.

- **Recreational, Educational, and Health Programs:** They include art classes and workshops, bingo, bridge and mahjong, book club, brain gym, choral groups and music instruction, club and day trips, dance, discussion groups, exercise and yoga, knitting and crocheting, meditation, ping pong, pool tournaments, informational presentations, and monthly blood pressure screenings among the many other services and activities offered at the Senior Citizen Nutrition Center and Senior Beach House at Centerport Beach.

- **Senior Beach House:** This is an additional site for Senior Citizens to congregate. In addition to the Senior Center, it provides recreational, educational, and health programs.

- **Senior Clubs:** The town sponsors nine (9) Clubs. The Clubs meet at various locations throughout the Town, providing our seniors with more intimate recreation and socialization opportunities.

Services for People with Disabilities: Responsible for the distribution of beach stickers for persons with disabilities who meet the criteria for eligibility, also prepares a bi-annual newsletter. The Division serves as a resource and information referral center. It works with the Superintendent of Highways to facilitate the removal of snow berms at households of individuals who are eligible for the program. Human Services is responsible for screening all applicants for snow berm removals. Services for Persons with Disabilities also coordinates blood drives and a summer employment program. The Director of Human Services serves as the liaison to the Citizens Advisory Committee. The CAC meets once a month at the Flanagan Center's Conference room, except in August.

Veterans Affairs: Serves the Huntington Veterans and their families in many capacities. Each individual veteran is their primary concern, by assisting in a personal and professional consulting manner. This office is key to the various veterans' posts throughout Huntington. In the past veterans' organization worked in an isolated approach, as Veterans' organization bonded together through the Town of Huntington's creation of the Huntington Veterans Advisory Board, created in 1988 it became the core for the veteran's organizations. Every veterans' organization expanded their horizon by joining together on a monthly basis to share their needs, information, and knowledge for the betterment of all groups. This VAB board is simply a nucleus with the sharing of vital information helpful for our Veterans community. It has improved the voice and mind for our Veterans residents. The Veterans Affairs Division and office has soared in awareness to the general public of the need and respect for our men and women who served in the military. The annual events attendance to honor Memorial Day, Veterans Day, 9/11 ceremony, Parades, and key military anniversaries honored at Huntington Town Hall, at Veterans Plaza have increased immensely through the Division of Veterans Affairs.



Human Services

Kevin Thorbourne, Director

Women's Services: Facilitates the Huntington Women's Advisory Council, consisting of a membership of not-for-profit agencies and for-profit businesses that meet approximately five to six times per year, with a focus on women in the workplace, arts, education, health, fashion, and family. The main goal of the Division is to form a strong, productive, and communicative Council that serves as a voice in our community. It strives to share information so that residents will be aware of the various services provided by many different organizations. The Division facilitates seminars that deal with substantive women's issues.

Huntington Human Services Institute, Inc. The Institute is instrumental in allowing the Department of Human Services to partner with outside agencies in the planning, promotion, and presentation of various town-wide events to meet the needs of residents. The Institute is a vehicle which enables us to extend our in-house programs.

♦ Workload Indicators:

The Department of Human Services is directly responsible for the coordination of many public programs within the Town of Huntington. The Department monitors contracts with various social agencies that provide vital services for the residents of Huntington. The Human Services Department works diligently to meet the needs of the community.

The Human Services Department also serves as the liaison for many Task Forces and Committees to the Town Board. The Task Forces are the Huntington African American Task Force, Huntington Anti-Bias Task Force, Huntington Asian American Task Force, Huntington Hispanic Advisory Task Force, and Huntington LGBTQ+ Task Force. The committees are the Citizen Advisory Committee for Persons with Disabilities and the Veterans Advisory Board.

The Minorities Affairs Division services the community using resources offered by the Town, the County, and the State. Many of the programs offered are through local donations made by churches, local businesses and private citizens. This Division connects people with jobs, housing, scholarships, programs, and services throughout the year. The number of minorities who do not speak English is increasing every year in our Town; the services provided by this Division are essential.

There is a steady demand for services for senior citizens. The Nutrition Center handles the planning, ordering, stocking, preparation, and cooking of meals for senior citizens. The Home Delivered Meal Program (HDM) provides nutritious meals to home-bound seniors. The Expanded In-Home Services for the Elderly Program (EISEP)/CSE Housekeeper/CHORE provides in-home visits to seniors for light housekeeping and laundry assistance. CSE funds caregiver support and respite programs. The Shopping Assistance Program provides seniors in need of aid with ordering/receiving essential groceries and personal care supplies. The Residential Repair Program provides minor repair assistance for senior participants. Each of these programs receives funding from Suffolk County Office of the Aging (SCOFA) with monthly vouchers, reports, and annual monitoring. The Senior Division has realized a significant increase in the number of daily participants at the Senior Center, including a marked increase in the number of seniors coming to the Center for lunch. This is much due to the high cost of meals nowadays.

Veterans Affairs services over 9,000 veterans who reside in Huntington. Help and support are offered whenever needed, especially for emergency situations such as emergency food, housing, employment, etc.



Human Services

Kevin Thorbourne, Director

♦ 2026 Achievements:

Huntington African American Advisory Task Force:

- Co-sponsored the Juneteenth Celebration in 2026.
- Co-sponsored the Black History Month Celebration in 2026.
- Hosted Black-owned Business Breakfast.
- Community Conversation Event at the Tri-CYA.

Huntington Anti-Bias Advisory Task Force:

- Co-sponsored the Huntington Anti-bias Concert.
- Shining the Light Ceremony at the Heckscher Museum of Art.
- Continued with the Social Justice Ambassadors Program with High School students throughout the town.
- Held monthly meetings with guest speakers from various communities and protected classes, such as the LI Chinese American Association, American Jewish Committee, County Department of Health, and more.
- Working with Suffolk County Police Department on Hate Crimes within Suffolk.

Asian American Advisory Task Force:

- Participated in the Chinese New Year Celebration at Heckscher Park.
- Participated in the Museum's Draw Out! Event in September.
- Participated in the Lunar New Year Celebration.
- Family Night Movie displaying Asian Cultural Movie at two Huntington Libraries.

Huntington LGBTQ+ Task Force:

- Held a flag raising at Heckscher Park.
- Marched together down Main St in the Long Island Pride Parade, carrying a banner to inform residents of the task force's existence and how to make contact. Once inside the festival in the park, visitors were greeted by custom signs spread throughout the park featuring the flag of various LGBTQ+ identities and letting people know that the task force welcomes them.

Children with Special Needs

- Hosted All Abilities Expo in Heckscher Park, which promoted support programs for children and adults with disabilities.

Huntington Opioid and Addiction Task Force:

- Held an Opioid and Addiction Health Presentation at the Senior Center.
- Town of Huntington Vaping Awareness Initiative – social media Flyers and Campaign, Coordinated Vaping project PSA's with TOH Schools & Youth Board, Proclamations Awarded to students at Town Council Meeting, Supported Change in Vape Shop Legislation.
- Town of Huntington PSAs on Prescription Awareness, mental health/addiction and 988 Suicide Prevention Hotline.
- Town of Huntington International Overdose Awareness Day & Kick off for Turning the Town Purple for September Recovery month (Wellness Walk for Hope, Hope and Healing Sculpture complete



Human Services

Kevin Thorbourne, Director

- **Citizens Advisory Committee for Persons with Disabilities (CAC):**
- Assisted Town officials to offer HART bus service while the elevator at Huntington LIRR Station was out of service.
- Worked with Parks Department to create more disabled parking spaces and improve handicap accessibility at our Town Parks and Beaches.
- Met with CDA Director to discuss housing options for handicapped TOH residents.
- Advised Town Council to make improvement to areas of the Town which are not ADA compliant.
- Non-verbal signage has been installed at some of the Town parks.
- Collaborated with Parks and Rec. Director to suggest improvements to Heckscher Park playground during its renovation.

Hispanic Advisory Task Force:

- Hosted a fundraiser at the Senior Beach house in May, to collect funds for the scholarships, which will be given to high school seniors who will attend college or technical schools.
- Hosted the Hispanic Heritage Month Celebration in October at Walt Whitman High School with keynote speaker Pilar Moya Mancera and honored Dr. John Murphy (Walt Whitman High School Principal)
- Participated in Dia de Los Muertos event in collaboration with the Heckscher Park Museum.
- Distributed numerous scholarships to High School Seniors.

Minority Affairs:

- Facilitated the participation of children ages 4-6 in summer camp with outside financial support from St. Johns Church.
- Provided information and referrals to residents in need of housing assistance, employment assistance, school scholarships, social service information, as well as unique challenges that people may have.
- Coordinated summer employment opportunities for youth with various agencies. Hired 16 Youth Workers at $17 per hour to place at the Camps and Summer Youth Connection. Youth Workers will be mentored on a weekly basis and visiting local businesses.
- Coordinated meetings between many Town organizations to organize food distribution and to find ways to get funds to continue distributing the needed food. Coordinated the Food Drive hosted by the Town of Huntington's school football teams. 10 vans filled with food were delivered to different food pantries throughout the Town of Huntington.
- Coordinate meetings to discuss the gaps in the community where there are struggles, such as Housing, Mental Health, Addictions, etc.
- Minority Division and Suffolk County Department of Labor partnered in assisting residents that are struggling financially to pay for the Commercial Driver Training course.
- Helped and participated in different fundraising events such as Project P.L.A.Y/St. John's Summer Camp, Cultural Affairs and for the Juneteenth Celebration.
- Assisted in the coordination of the Annual National Night Out at Manor Field Park, alongside the Suffolk County Police Department 2nd Precinct and various Not-for-Profits.
- Backpacks for Success, an annual program executed in conjunction with the North Shore Junior Welfare League wherein children from financially challenged homes get book bags with supplies for school. Eligibility is based on financial need.

- Coordinated the Holiday Shopping Trip for children that are ages 6, 7 or 8 years old, an opportunity to shop on funds donated through local organizations. The children were able to shop at Target to choose their own style of clothing, outer wear and shoes; followed by an early lunch.
- Backpacks for Success, an annual program executed in conjunction with the North Shore Junior Welfare League wherein children from financially challenged homes get book bags with supplies for school. Eligibility is based on financial need.
- Coordinated the Holiday Shopping Trip for children that are ages 6, 7 or 8 years old, an opportunity to shop on funds donated through local organizations. The children were able to t shop at Target to choose their own style of clothing, outer wear and shoes; followed by an early lunch.

Senior Center:

- Provided on-site meal preparation and congregate meal service.
- Referred numerous seniors to part-time Licensed Master Social Worker (LMSW) to address social, economic, emotional, psychological, and financial needs.
- Activities and programs expanded on second-floor wing and gymnasium.
- The Senior Center successfully booked highly requested musicians for special events such as the Valentine's Day, Memorial Day Recognition, 90 & 100+ Party, Halloween Party, Veterans Day Celebration, Holiday Time Music, and New Year's Eve Party.
- Implemented TV Monitoring and advertising.
- The Parks and Recreation Department assisted seniors with the new Beach Pass Registration Program at the Senior Center.
- Assisted seniors with Tax/Assessor's department, processing of documents.

Adult Day Care (ADC):

- January through June 2026, 66 enrolled members with an attendance of 2,525.
- ADC enhanced programs and had an increase in attendance.
- Live professional entertainment, Memories at the Movies, and Long Island Museum, with their engaging programs, and trips to Centerport Senior Beach House, have continued to ADC participants.
- Outreach efforts have increased to include pre-schools, elementary schools, attorney's offices, doctor's offices, realtors, religious institutions, online community message boards, Huntington Hospital's welcome and discharge packets, civic organizations, and local businesses.

Expanded In-Home Services for the Elderly Program (EISEP):

- Aides delivered weekly handouts containing pertinent updates on the Senior Center and support services information.

Home Delivered Meals (HDM):

- In the fiscal year-over-year comparison of 2024/2025 to 2025/2026, the HDM program has expanded the number of community member served by 11% (334 to 372) and increased the overall number of meals served by 15% (40,975 to 46,930).
- In 2024/2025, HDM distributed 612 shelf-stable emergency meals provided by SCOFA to 153 clients, compared to 760 shelf-stable emergency meals to 190 clients in 2025/2026.
- Referred numerous homebound seniors to part-time Licensed Master Social Worker (LMSW) to address social, economic, emotional, psychological, and financial needs.

- The Shopping Assistance Program continued to help home-bound seniors with the delivery of essential groceries and medications. Special incentives including no delivery fees and first-time user discount promotions offered.

Nutrition (Congregate):

- In a fiscal year-over-year comparison of 2024/2025 to 2025/2026, the Congregate Program has expanded the number of community members served by 7% (1246 to 1330) and increased the overall number of meals served by 8% (48,292 to 51,930).
- In 2024/2025, the congregate program distributed 1308 shelf-stable emergency meals provided by SCOFA to 327 clients, compared to 840 shelf-stable emergency meals to 210 clients in 2025/2026.

Home Maintenance/Repair:

- April 1, 2025 through March 31, 2026, voluntary contributions received were $12,489.00.
- 694 unduplicated seniors served.
- April 1st through June 30th voluntary contributions were $2625.00.
- 245 unduplicated seniors were served.

Senior Advocate and Support:

- The Senior Advocate continued to provide resources to seniors in the Town of Huntington, assisting seniors by providing, interpreting, and completing public assistance applications.
- Seniors seeking outside services were referred to agencies and/or individual professionals who specialized in the areas needed.
- Caregiver and Bereavement Support Groups, SCOFA Advocate information and registration provided.

Senior Beach House:

- Year-round Art, Card groups, Pool players, and Music.
- Special Summer activities, i.e. Two Summer Barbeques, Social Dancing
- Beach House and Cottage maintained.
- Expansion of Rental options for Community.

Senior Citizens Social Worker:

- Through a contract with the Suffolk Y Jewish Community Center (Suffolk YJCC), the Human Services Department continued to provide the senior center staff with a part-time Licensed Master Social Worker (LMSW).
- Communicated regularly with the Suffolk County Office for the Aging (SCOFA) Senior Advocate.
- Expansion of Bereavement and Caregiver Support Services.

Senior Clubs:

- Nine (9) clubs continue to meet in person; the newest club is located at Whitman Village.

Veterans:

- Assisted veterans for local affordable housing and work closely with Community Development.
- Worked closely with Kiwanis throughout the year to support their Soldiers Hometown Heroes program and Field of Honor American Flag project displayed proudly at Huntington Town Hall's front lawn.



Human Services

Kevin Thorbourne, Director

- Provided comfort, guidance, and assistance for the families of deceased veterans for burial and gravestones.
- Provided ceremonies to honor veterans, Memorial Day, Veterans Day, Veterans Parades, Veterans dedications, and ceremonies to honor Huntington 9/11 victims and our first responders.
- Assist with our annual Army/Navy High School football games.
- Assist with the Annual remembrance Ceremony at the Anne Frank Memorial monument, Arboretum Park, Melville.
- Worked with the Veterans Advisory Board for the benefit of every veteran resident in the Town of Huntington.
- Continue to provide communication among the various veterans' organizations for awareness of veterans' activities and programs to assist their needs.
- Work closely with the Northport VA Hospital, Huntington Chamber of Commerce Veterans' Committee, and Suffolk County Veterans Service Agency, Huntington Community Development, Beacon House, and social workers on behalf of the welfare of Huntington Veterans.

Women's Services:

- Presentations on Skin Cancer, Family Service League Services, How to Protect Your Money, Underage Gambling.
- Celebrated Women in Technology and AI- Event held at Cinema Arts Centre.
- Assisted with referrals from inquiries of Women's support services needed in the community.
- Networked Women support services.

♦ 2027 Goals:

- Continue the constant communication between divisions in the department to improve services further.
- Work with the Department and the Director of Communications in the development of an informational booklet regarding ADA.
- Update the Flanagan Center Emergency Response Plan, working with the Director of Public Safety.
- Continue providing summer employment opportunities for differently abled individuals.
- Increase awareness of the services that the Human Services, Senior Center, and Adult Day Care provide through social media networking in cooperation with the Director of Communications.
- Continue efforts to increase the diversity in attendance at the Senior Center, EISEP/Chore, Home/ Maintenance Repair, Adult Day Care and Beach House as well as Veterans.
- Continue participation and involvement at various Town-sponsored and community events.
- Seek out additional funding sources to enable our goals to be accomplished.
- Senior Division: Expand programming and qualified support services to meet the needs of our growing senior population. Provide programs and activities that promote socialization, independence, and inclusiveness in a safe environment.
- Nutrition: Home Delivered Meals (HDM) - To continue to provide 5 nutritious meals per week, as approved by the SCOFA registered dietitian, to Town of Huntington homebound aging community members up to the allotted budgeted amount as determined by SCOFA. Distribute Shelf Stable emergency meals as provided by SCOFA to homebound community members. Continue to collaborate and refer to various resources to provide the necessary social services to the Home Delivered Meals client base.



Human Services

Kevin Thorbourne, Director

- Upgrade kitchen and its equipment to increase efficiency and meet the needs of increased volume.
- Increase Shopping Assistance program with awareness and incentives. New P/T designated staff person hired to facilitate the program. Priority is given to those homebound elderly, who are frail, low income, minority, persons with a disability, isolated, with diminished ability to perform normal daily tasks.
- Continue outreach to members and caregivers through telephone calls, emails, birthday/sympathy cards, care packages, and resource information.
- Expanding In-Home Services for the Elderly Program (EISEP): Open up new clients from the waitlist.
- The part-time Senior Social Worker will expand in-person Bereavement and Caregiver Support Groups at the Senior Center and coordinate respite/information/social/support events.
- Expand the services offered by In-House Senior Advocate.
- Senior Beach House: Continue and expand programs and activities, including social events, picnics, barbeques, movies, book clubs.
- Continue to coordinate the Senior Kayak Program with the Maritime Department regarding Kayaks' location/placement.
- Coordinate Senior Beach House improvement projects with various organizations such as Boy Scouts (Eagle Scout Award) and Girl Scouts (Silver Award).
- Senior Volunteers: Develop an updated volunteer list and schedule as needed. Continue providing opportunities for hiring new volunteers and coordinating volunteers for daily operations as well as special events. Continue collaborating with volunteers with the Suffolk Retired Senior Volunteer Program.
- Work together with the Youth Bureau on Intergenerational Programs.
- Increase Bi-Lingual Support Services.
- Complete video interviews of Senior Veterans to be shown on new Veterans Hall monitor screen.
- Obtain Event Sponsorships.
- Continue to help individual veterans and their families in crisis, provide appropriate American Flag Disposal service to residents, and provide guidance for park and street dedications in Veterans' honor.
- Search for grants to provide improvements for Veterans Plaza.
- Provide handicapped lift through DASNY Grant $58,000 for handicapped access to Veterans Plaza/Veterans Hall.
- Provide burial assistance, housing assistance, employment help, and families in crisis assistance.
- Encourage Veteran's awareness to the civilian community to respect and honor veterans.
- Under Veterans Affairs, continue to memorialize the Huntington 9/11 victims and Huntington First Responders at the 9/11 Memorial in Heckscher Park, specifically for their families, all are welcome to attend.

♦ Performance Measures:



Human Services

Kevin Thorbourne, Director

- Monitor and track new programming and services offered to seniors, minorities, veterans, women, and people with disabilities, and distribute the Calling All Seniors, ADC, ACCESS, and HABTF newsletters.
- Senior Division: To increase membership and awareness of the Town of Huntington Senior Community, the Senior Center advertises programs and activities in the monthly Calling All Seniors newsletters and through the center's email distribution list. The Notify Me Email Distribution List consists of 5860 senior members and projects to increase to 6,000 by year end. The senior division will work with the new TOH Media department to promote the programs. Through the Senior Centers' Telephone Reassurance Program, Town of Huntington seniors are verbally made aware of programs and activities currently being offered. Senior Citizen Aide conducts outreach throughout the community, with a focus on Adult Day Care promotion and awareness, to produce 5 ADC assessments a month.
- Continue the volunteer support program and increase the number of volunteer instructors for senior programs.
- Seeking grants, sponsors, and donations to aid in developing the Senior Veterans Hall Tribute Area.
- Adult Day Care: Track program performance through monthly assessments, such as the number of people enrolled and attending programs, the number of people discharged and reasons why, income generated, the number of networking opportunities attended, the number of contacts made, and types of follow-ups, outreach/marketing efforts assessed for the types of locations/organizations contacted, the results of contact, and marketing giveaways.
- Senior Clubs - Increase membership by 20% in each club.
- Home Maintenance/Repair: Improve client service efficiency with improved appointment scheduling with tablets and computer log in system. Increase awareness of program and the number of clients served via outreach and marketing. Maintain full staff to meet the needs of the senior community.
- The Senior Advocate and Support, Senior Social Worker - The Senior Center advertises senior advocacy and support on the Town of Huntington's and Senior Centers' social media, webpages, and Calling All Seniors newsletter. Caregiver and Bereavement support groups emphasis.
- Minority Affairs: Monitor and track outreach efforts and minority enrollment. Provide more non-traditional jobs to expose more Minorities to Career opportunities.
- Veterans: Monitor and track the welfare of the Town of Huntington Veterans through strong communication with all veterans' organizations within the town.
- Evaluate veterans' needs through the Veterans Affairs Division and the Veterans Advisory Board, which communicates openly with each Veterans' Post.
- Women's Advisory Council: Membership will increase. In-person meetings will be held with at least 50% in-person participation. Committees to assist the Council with events are suggested and voted upon.



Human Services

Kevin Thorbourne, Director

	Fund/ Division	2025 Actual	2026 Modified Budget	2026 Projected	2027 Budget
Expenses					
Literacy Volunteers of America	A6312	$ 9,499	$ 9,500	$ 9,500	$ 9,500
Veterans Services	A6510	9,250	10,000	10,000	10,000
Work/Family Assistance Program	A6770	151,683	163,270	143,550	163,270
Programs for the Aging	A6772	989,392	1,012,019	1,014,574	966,680
Sr. Citizens Day Care Center	A6773	355,252	433,351	431,001	337,100
Sr. Nutrition Program	A6775	1,081,365	1,163,759	1,193,879	1,225,400
Human Services	A7620	465,347	687,519	709,119	710,000
Project P.L.A.Y.	A7622	-	93,000	119,600	115,000
Sr. Citizens C.H.O.R.E.	A7624	272,541	295,419	295,419	300,600
Services to the Handicapped	A8845	3,260	8,995	10,995	15,260
Total Expenses		**$ 3,337,589**	**$ 3,876,832**	**$ 3,937,637**	**$ 3,852,810**
Revenues					
Sr. Citizen Day Care	A1973	$ 280,184	$ 330,000	$ 330,000	$ 330,000
Sr. Citizen C.H.O.R.E.	A1974	12,489	7,000	7,000	7,000
Sr. Citizen Nutrition Program	A1976	168,924	130,000	150,000	130,000
Sr. Citizen Citizen E.I.S.E.P.	A1978	2,498	5,000	2,000	5,000
Sr. Citizen Kayak	A1981	1,675	1,800	1,450	1,800
Sr. Citizen Beach House Rental	A1985	4,400	5,000	2,050	5,000
County Aid C.H.O.R.E.	A3774	27,061	2,500	31,065	2,500
County Aid Nutrition Program	A3776	508,910	300,000	356,000	300,000
County Aid Home Aide	A3777	65,300	65,500	65,500	65,500
County Aid E.I.S.E.P.	A3778	53,746	60,000	53,000	60,000
Federal Aid Adult Day Care	A4773	10,000	10,000	7,000	10,000
Federal Aid C.H.O.R.E.	A4774	-	22,000	-	-
Federal Aid Nutrition Program	A4776	-	110,000	-	-
Total Revenues		**$ 1,135,187**	**$ 1,048,800**	**$ 1,005,065**	**$ 916,800**
Net Department Cost		**$ 2,202,402**	**$ 2,828,032**	**$ 2,932,572**	**$ 2,936,010**



Human Services

Kevin Thorbourne, Director

Authorized Positions	Fund/ Division	2025 Actual	2026 Modified Budget	2026 Actual	2027 Budget
Programs for the Aging	A6772	9	9	8	8
Sr. Citizens Day Care Center	A6773	3	5	3	3
Sr. Nutrition Program	A6775	6	6	6	6
Human Services	A7620	5	6	5	6
Department Total		**23**	**26**	**22**	**23**

	2025 Actual	2026 Modified Budget	2026 Projected	2027 Budget
Expenses				
Salary and Wages	$ 2,364,643	$ 2,737,253	$ 2,807,728	$ 2,696,010
Employee Benefits and Taxes	177,951	202,779	207,379	204,000
Contractual Costs, Materials & Supplies	794,104	936,800	917,530	947,500
Fixed Assets	891	-	5,000	5,300
Total Expenses	**$ 3,337,589**	**$ 3,876,832**	**$ 3,937,637**	**$ 3,852,810**
Revenues				
Departmental Income	$ 465,770	$ 473,800	$ 490,450	$ 473,800
Sr. Citizen Beach House Rental	4,400	5,000	2,050	5,000
State Aid	655,017	428,000	505,565	428,000
Federal Aid	10,000	142,000	7,000	10,000
Total Revenues	**$ 1,135,187**	**$ 1,048,800**	**$ 1,005,065**	**$ 916,800**
Net Cost	**$ 2,202,402**	**$ 2,828,032**	**$ 2,932,572**	**$ 2,936,010**
Net Cost by Fund				
General Fund	$ 2,202,402	$ 2,828,032	$ 2,932,572	$ 2,936,010
Total Net Cost	**$ 2,202,402**	**$ 2,828,032**	**$ 2,932,572**	**$ 2,936,010**

Information Technology

Dave Genaway, Director of Information Technology

♦ Departmental Mission:

The mission of the Department of Information Technology (IT) is to provide and maintain the technical and operational foundation that enables the Town to deliver and expand its many services to Huntington's residents and businesses in a timely, intuitive, and cost-effective manner. The Town recognizes that investment in technology systems, hardware, cybersecurity, and staffing, delivers exponentially greater savings, efficiencies, and service levels to our residents. To deliver those benefits, the IT Department must strive to excel at the following:

- Maintain the technical infrastructure and systems at the highest performance, highest security, and lowest cost to support the Town's mission and strategic goals.
- Develop and implement a technology vision that enables each area of the Town to improve on its mission; supporting the Town's strategic goals within the constraints of available resources.
- Constantly audit the existing technology systems to determine whether maintaining a particular system, upgrading, replacing, or eliminating it best serves the public.

♦ Legal Authority:

Local Law No.12-2006 established the Department of Information Technology as enacted by Town Board Resolution #2006-289 on April 25, 2006.

♦ Operating Environment:

The IT Department exists within an operating environment that is both challenging and dynamic. The basic operations are broken down into the following areas:

- **Technical Team**:
  - Hardware maintenance – Maintenance and capacity planning for computers, servers, storage, and other hardware components.
  - Cybersecurity research, deployment, and maintenance.
  - Network support – Administration, monitoring, cybersecurity, and capacity planning for Town's expanding facility networks, wide area network, Wi-Fi network, CCTV, and wireless device capabilities.
  - User Training – Using enterprise software and systems, educate the town users on how to avoid cyber threats and phishing attacks.
  - Technical Support - Provide technical support for all Town operations as needed. This includes the support of hardware, software, enterprise applications, cybersecurity policies, and other devices that integrate data, data protection and backup, and equipment.
- **Solutions Team:**
  - Maintain current software solutions and collaborate with Town departments in delivering new solutions, as the Town's needs change and expand.
  - Cybersecurity research, deployment, and maintenance.
  - Web-based applications - Develop and maintain web-based solutions that leverage the Internet to better serve the Town's mission.
  - Applications and operations support.
  - Document Management:

Information Technology

Dave Genaway, Director of Information Technology

- Digitized town-wide documents in partnership with the Town Clerk's Office, the Town's primary records management entity.
- Administrator for the Town's electronic document management system.
- Administrative/Support.
- Document workflow resulting in integrations between the document management system and other third-party software.

- **Broadcasting/Media:**
  - Provide all Audio-visual production services for the Town.
  - Television and broadcasting administrative and support.
  - Video Conferencing (Zoom) administrative and support.
  - Media special projects, including public service announcements and interviews with key public officials.
- **Cybersecurity Team**
  - Protect the Town's network, equipment, and data from unauthorized access using a comprehensive suite of security tools. Deterine
- **Geographic Information Systems (GIS) Team**
  - Perform configuration, training and support, geospatial research, special projects, and web/mobile application deployment for all geospatial services and data in the Town.
  - Coordinate with other IT Divisions and other Departments for critical integrations with other enterprise databases and cloud-based systems such as: OpenGov; Govern CAMA system, Municity, etc.
  - Create unique cartographic maps and other displays for public presentations.
  - Manage the external GIS subscription service to the public.
  - Coordinate with New York State and Suffolk County on shared GIS services for land-based data and e911 functions.

♦ Workload Indicators:

The workload for the IT Department is as follows and requires the staff to continually develop new skills and build upon their existing knowledge base. Furthermore, it must maintain awareness of emerging technology trends, how technology is being applied elsewhere to address the challenges of municipal government and an awareness of the challenges and opportunities of each of the Town departments. Furthermore, it must now allocate increasing resources to stay attuned and responsive to the growing quantity and complexity of cyber threats to the Town's interests, along with all other operational functions. Our mission is to develop a strategic IT vision that provides enterprise solutions that are transparent with highly functional operations to deliver results improve processes for the Town's 200,000-plus residents. Specific indicators include:

- The IT department performs the conceptual development, planning, technical analysis, design, procurement, implementation, operation, and support of the Town's technology infrastructure and services.
- Develop and maintain a highly effective, reliable, secure, and innovative information system to enable the Town's functions. Almost 100% of critical Town functions are reliant on the products and hardware that IT provides.

Information Technology

Dave Genaway, Director of Information Technology

- Deliver information and services to over 1,000 full-time and permanent part-time employees. The summer employee load increases to over 1,500.
- Manage, administer, and support a secure wide-area network (WAN) with over 2,000 connections at over 20 locations. Support helpdesk for more than 1,000 workers.
- Facilitate the storage, security, integrity, and backup of electronic data while ensuring appropriate systems and hardware control.
- Maintain business continuity by supporting employees in the Town's network on/off-site.
- Maintain the business continuity by securely connecting permanent employees to the Town's network while working remotely during a pandemic or for other authorized reasons.
- Promote and facilitate the effective integration of technology and systems. Also, consolidate aging systems or hardware that are reaching end-of-life.
- Provide leadership and effective strategic and tactical planning in the use of technology for all Town functions.

♦ 2026 Achievements:

The IT Department's significant 2026 achievements include, but are not limited to, the following:

- Received and managed thousands of support ticket requests.
- Repair or replacement of over 100 PCs.
- Installation of numerous firewalls.
- Conversion and upgrading of the existing phone system to now include both a web and mobile solution. Enhancements to remote site WIFI, including beach park, and other public infrastructure locations.
- The rollout of multiple OpenGov record types for additional Departments. OpenGov deployments are ongoing and increasing at a faster pace.
- Planned deprecation of the Municity permit tracking system.
- Upgraded and renovated the Town's data center with new fire suppression system.
- Continued support and configuration of email security filtering, PC-based protections, Multi-factor Authentication system, Password management, etc.
- Continued our Data Classification system to identify and eliminate and/or handle PII data securely
- Continued to manage policies in our Data Loss Prevention system for security purposes.
- Assisted the Department of Public Safety in deploying many new security cameras and physical access control across the Town.
- Researched, purchased, and deployed a new vehicle maintenance management system for all Departmental vehicle shops.
- Worked in partnership with the Department of General Services to build and deliver a new Call Center.
- Implemented a new enterprise land-management, assessment, and tax-receiving application.
- Continued to support and deploy upgrades to the Town's primary financial and budgeting system.

Information Technology

Dave Genaway, Director of Information Technology

♦ 2027 Goals:

The Department's 2027 goals will respond to the Town's goals, but include the following:

- Continue advances towards protecting the Town's information and infrastructure from cyberattacks.
- Adopt multiple internal and external user technology policies.
- Expand and implement EDR – Endpoint Detection and Response – with additional identity protections.
- Expand and implement continuous network and system monitoring for cyber-attacks.
- Continue to develop/upgrade our Disaster Recovery site, expansion of servers and storage, and fail over for all enterprise systems and databases.
- Harden and upgrade all aspects of the Town's current data center, including—but not limited to—cybersecurity monitoring equipment, data storage and backup, virtual machine servers, air conditioning units, system health devices (temperature and humidity), and complete the fire suppression upgrades.
- Expand existing new contracts/agreements for off-site data backup outside of the northeast climate zone.
- Continue build-out and deployment of multiple permit tracking record types in the OpenGov system—especially for the Town Clerk's office. Backup and eliminate its legacy database system.
- Audit the Town's overall mobile device usage and optimize as necessary. Continue partnership with the Public Safety department, the installation, and expansion of a Townwide video monitoring and security system for key Town locations.
- Update obsolete equipment essential in the recording and distribution of video content. Granicus server upgrade, Leightronix server upgrade, TB Room audio system upgrade, Video storage upgrade.
- Expand the functionality of the Town's existing Granicus system to include an agenda management workflow for all boards: the Town Board, the Planning Board, the Zoning Board of Appeals, the Board of Assessment Review, and EOSPA.
- Continue the digitization of the Town's paper-based information and manual processes, including improved and expanded workflow of business processes and resident and employee access to Town documents online. Modernize the records archive system in partnership with the Town Clerk's Office.
- Continue training of functional, technical, and cybersecurity skills for all appropriate Town employees.
- Enable increased training of internal IT staff to achieve industry-standard cybersecurity certification.
- Maintain cybersecurity insurance.
- Continue providing more e-services and e-commerce to Town residents and businesses, including making significant advances in leveraging online functions rather than requiring them to come to Town Hall.
- Continue rolling out free, but secure, Wi-Fi access to the Town's designated public locations.
- Continue to closely partner with Town departments on their technology-enabled initiatives.
- Enhanced support of IT systems and services for the employees, residents, businesses, and Town vendors who use them.
- Continue to reduce the Town's carbon footprint from energy use, e-waste, and paper reliance. Partner with the Department of Engineering to assist in implementing an upgrade to the Town's Building Management System (Siemens).

Information Technology

Dave Genaway, Director of Information Technology

- Upgrade the Town to current versions of Windows and Office tools.
- Continue upgrading the Town's primary financial system.
- Continue physical upgrades to network.
- Finalize fire safety upgrades across multiple facilities.
- Continue existing collaboration with the Department of Public Safety on the deployment of security cameras and physical access control systems across critical infrastructure facilities.

♦ Performance Measures:

The Base Performance metrics to measure progression towards departmental goals are as follows:

- Achieve a one-year IT capacity demand buffer in storage, processing, and overall staffing bandwidth.
- Continued reduction in computer-related electrical power, e-waste, and paper use.
  1. Electric – Energy-efficient PC replacement, new data center design, and servers.
  2. E-Waste – reduce the number of personal printers.
  3. Paper – accelerated use of Document management and electronic documents.
- Replace the oldest 35% of desktop computers – plan for and next-generation Operating System and Office.
- 99.5% aggregate availability or 'uptime' of the Town's major systems.
- IT Support calls to remain flat and/or be reduced "year over year."
- Show 2 years or better ROI from every Technology investment to improve functionality.
- Achieve a 10% increase in revenue from the sale of the Town's professional GIS system.
- Achieve a 50% reduction in the number of residents needing to visit Town Hall for permits or fee payments.
- The aggressive pipeline of strategic technology initiatives being delivered, in progress, and being planned, proportionate to the IT resources available.

Information Technology

Dave Genaway, Director of Information Technology

	Fund/ Division	2025 Actual	2026 Modified Budget	2026 Projected	2027 Budget
Expenses					
Information Technology	A1680	$ 5,042,356	$ 5,620,993	$ 5,640,666	$ 6,079,010
Information Technology	B1680	187,350	185,100	212,600	212,600
Information Technology	DB1680	138,343	130,221	130,221	130,220
Information Technology	SL1680	4,326	4,200	4,700	5,500
Information Technology	SR1680	27,277	37,223	37,223	37,333
Information Technology	SS11680	5,018	5,000	8,500	8,500
Information Technology	SW11680	11,121	34,645	34,644	36,500
Total Expenses		**$ 5,415,791**	**$ 6,017,382**	**$ 6,068,554**	**$ 6,509,663**
Revenues					
GIS Licenses	A2546	$ -	$ 100,000	$ 40,000	$ 60,000
Other Licenses	B2545	$ 60,624	$ -	$ -	$ -
Total Revenues		**$ 60,624**	**$ 100,000**	**$ 40,000**	**$ 60,000**
Net Department Costs		**$ 5,355,167**	**$ 5,917,382**	**$ 6,028,554**	**$ 6,449,663**

Authorized Positions	Fund/ Division	2025 Actual	2026 Modified Budget	2026 Actual	2027 Budget
Information Technology	A1680	17	18	18	20
Department Total		**17**	**18**	**18**	**20**

Information Technology

Dave Genaway, Director of Information Technology

	2025 Actual	2026 Modified Budget	2026 Projected	2027 Budget
Expenses				
Salary and Wages	$ 1,963,890	$ 2,228,439	$ 2,278,439	$ 2,404,700
Employee Benefits and Wages	146,751	160,993	160,993	181,000
Contractual Costs, Materials & Supplies	3,145,928	3,297,023	3,395,721	3,704,353
Fixed Assets	159,222	330,927	233,401	219,610
Total Expenses	**$ 5,415,791**	**$ 6,017,382**	**$ 6,068,554**	**$ 6,509,663**
Revenues				
Licenses and Permits	$ 60,624	$ 100,000	$ 40,000	$ 60,000
Total Revenues	**$ 60,624**	**$ 100,000**	**$ 40,000**	**$ 60,000**
Net Cost	**$ 5,355,167**	**$ 5,917,382**	**$ 6,028,554**	**$ 6,449,663**
Net Cost by Fund				
General Fund	$ 5,042,357	$ 5,520,993	$ 5,600,666	$ 6,019,010
Part Town	126,725	185,100	212,600	212,600
Highway	138,343	130,221	130,221	130,220
Street Lighting	4,326	4,200	4,700	5,500
Consolidated Refuse	27,277	37,223	37,223	37,333
Huntington Sewer	5,018	5,000	8,500	8,500
Dix Hills Water	11,121	34,645	34,644	36,500
Total Net Cost	**$ 5,355,167**	**$ 5,917,382**	**$ 6,028,554**	**$ 6,449,663**

Maritime Services

Garrett Chelius, Director

♦ Departmental Mission:

The mission of the Department of Maritime Services is to operate, maintain and manage all of the Town's waterfront facilities, such as beaches, beach pavilions, waterfront parks, picnic areas, boardwalks, docks, wharfs, bulkheads, piers, boat ramps, small boat/kayak racks and marinas and provide for new construction or restoration of the same. This includes providing law enforcement in bays and harbors to regulate private water craft (PWC) activities, the placement and maintenance of navigation markers, the issuance of mooring permits, assignment of marina slips, and providing launch service. It also includes managing marine resource programs and environmental matters pertaining to the estuary, including shellfish harvesting, ecosystem management, aquaculture, wetlands preservation and protection, and marine water quality. Effectively managing the Town's waterfront facilities supports the Town's strategic goal of investing in the Town's recreational assets and promotes and stimulates the use of Huntington's natural resources. The Department of Maritime Services greatly impacts the generating revenue of the Town through the beautification and maintenance of many facilities.

♦ Legal Authority:

Town of Huntington Town Code: Chapter 120, Harbors and Waterways (Marine Division), Chapter 43 and 52 A-5, Chapter 166 (Shellfish Management).

♦ Operating Environment:

The Department of Maritime Services was created in 1998 to consolidate all marine-related services under one Department for efficiency of service. Department professionals interact directly with various governmental agencies, boating and recreational organizations, business and industry stakeholders, and Town residents who have an interest in our waterfront.

The Department of Maritime Services has the responsibility of protecting, restoring, and enhancing the Town's marine and coastal environment, to monitor waterfront development activities, and to develop programs and legislation to meet those ends. The Department of Maritime Services is actively involved in securing grants for various activities, including marine resource management (finfish, shellfish, aquaculture, benthic habitat), marine research (crustacean and shellfish biology, benthic profiling, resource stock assessment programs), freshwater finfish habitat, wetlands restoration, educational programs, stormwater management, water quality (pollution control), and waterfront construction, The Department currently manages several active grant projects.

The Department of Maritime Services encompasses the following three Divisions:

Maritime Conservation: This division includes professional Environmental Staff located in Room 300 in Town Hall and provides administration, supervision, and compliance oversight of all environmental, fisheries management, wetlands preservation, water quality protection, and all other technical & professional responsibilities related to the waterfront. The Division of Marine Conservation directly interfaces with the Town's Boating Advisory Council, the Commercial Fishing Advisory Council, the Conservation Board, and outside agencies, including the Greater Huntington Council of Yacht and Boating Clubs, Inc., civic and beach associations, special interest groups and County, State and Federal agencies. The Division of Marine Conservation also coordinates directly with the Department of

Maritime Services

Garrett Chelius, Director

Engineering Services and the Department of Planning and Environment on various issues and programs, such as the Local Waterfront Revitalization Program and specific marine permit applications. The Division also works in conjunction with The Department of Parks and Recreation to implement various marine educational programs offered by the Town, and with the Highway Department on stormwater management projects. The Department operates the shellfish grow-out program (FLoating UPweller SYstem or FLUPSY) and trains and guides the Oil Spill Response Team.

Harbors & Waterways: This division, with offices in the Harbormaster's Building located at 53 North New York Avenue in Halesite, provides enforcement of Town Codes and Ordinances, as well as enforcement of State or local laws pertaining to on-the-water or near-water activities within the greater Huntington – Northport Bay complex, as well as in portions of Long Island Sound and Cold Spring Harbor. Harbormasters have attained credentialed law enforcement training and proficiency, enabling them to teach navigation and boat handling courses to Peace Officers on a statewide basis. Boater safety courses are also offered by Division personnel to area residents 10 years of age and older. The Division is responsible for overseeing tanker and barge off-loading and responding to marine and upland oil spills. The Harbors & Waterways Division is also charged with the installation of 109 buoys to regulate speed and mark navigable channels to keep our waterways safe. Harbormasters are trained in law enforcement, first responder, marine firefighting, hazwoper and pesticide application. In 2011, the Division began enforcing parking and recreation codes at the Town's nine beaches and three boat ramp facilities.

Maritime Services Administration: Oversee functions of Marine Conservation and Harbormaster staff. The Division assigns boat slips and manages two Town Marinas. It also administers the Town of Huntington Gold Star Launch Program, which the Town assumed control of in 2008. This division is in charge of the Town's mooring and small boat rack permit program. Maritime administration is responsible for budgeting, purchasing and payroll for the department. In addition, coordinates special projects with grant funding for the upkeep of the Harbor, marinas and surrounding structures.

The marine environment is one of the harshest occupational environments for equipment and one of the most occupationally dangerous areas to work. The Town of Huntington's geographic shoreline area and responsibility includes approximately 64 linear miles from Cold Spring Harbor to Fort Salonga. This includes jurisdictional responsibility for approximately 7,000 acres of marine surface waters.

PESHA and OSHA regulations require that department personnel remain current at all times with the training and equipment safety necessary to perform their responsibilities. Professional personnel routinely attend seminars, workshops, and forums to stay current on environmental issues, laws, scientific data, publications, and research efforts.

♦ Workload Indicators:

The Department of Maritime Services is responsible for the maintenance of over 270 acres of upland areas encompassing 9 beaches, 16 water-related parks, five boat ramps, 225 boat slips, and 60 winter storage spots at Milldam Marina. Maritime works closely with the Department of General Services to maintain the beaches, and marinas, in addition to specific projects that Maritime finds funding for. The physical plant consists of 29 structures, 10 parking lots, 3 picnic areas (with pavilions), 1 boardwalk, approximately 1000 dingy/kayak type boat racks, 131 launch service customers, and 1200 yearly issued mooring permits.

Maritime Services

Garrett Chelius, Director

The Department of Maritime Services is also responsible for both shore & mobile pump-out facilities/vessels.

The Town of Huntington has the largest number of commercial shellfish harvesters in the five western towns of Suffolk County and is second only to East Hampton County-wide. To take advantage of State-sponsored shellfish programs that benefit both commercial & recreational shellfish harvesters, the Department of Maritime Services has assisted the NYS DEC by providing equipment and manpower for the purpose of collecting water samples to determine water quality (bacteriological levels). The Department also assists Suffolk County Health Services with hydrographic sampling programs designed to measure water quality variables in the greater Huntington – Northport Bay complex. In addition, Maritime Services works in concert with the Marine Sciences Research Center, SUNY-Stonybrook, with hydrographic and hydrology programs in the bay complex and Cornell University Cooperative Extension (CCE) of Suffolk County with economically important living marine resource initiatives that benefit the marine ecosystem and area residents.

The rise of accidents and emergency situations, shellfish enforcement requirements, and new and ever-changing State and Town requirements (codes and local laws) has increased the demand for law enforcement provided by the Department.

Additional workloads for the Department include environmental review and technical expertise for construction or restoration projects; providing SEQRA review for applicable projects and activities; LWRP review for the Huntington Harbor LWRA and the greater Huntington – Northport Bay complex; expanding marine resource management programs, including the development of numerous grant applications to fund projects designed to benefit the shellfish, lobster, and finfish industries; development of grant applications and management of projects designed to restore waterfront resources (water-dependent/related uses), wetlands, ecosystems; and developing infrastructure projects designed to mitigate impacts resulting from stormwater runoff to marine receiving waters and marine educational programs and projects.

♦ 2026 Achievements:

The Department of Maritime Services Major Achievements for 2026:

- Repaired docking at Mill Dam Marina that had shifted due to ice from the harsh winter of 2025/2026.
- Replaced 7 pilings at Goldstar Battalion Beach and repaired the gangway attachments.
- Purchased 1 Yanmar engine for the launch boat.
- Successfully certified over 150 attendees with the NYS boating safety course.
- Installed new double rail fencing along New York Avenue at Halesite Marina and Harbormaster's office improving the street side landscape.
- Pursue wetlands investigations.
- Update all Harbormaster and launch personnel with Hazwoper, CPR and AED training.
- Harvested 500 feet of kelp lines and milled it to be distributed amongst residents.



Maritime Services

Garrett Chelius, Director

♦ 2027 Goals:

The Department of Maritime Services has the following goals for 2027:

- Purchase a new car for patrolling the parking lots at the beaches.
- Significant improvements to Mill Dam Marina including add finger slips and improve the "bubbler" system for winter wet storage slip holders.
- Purchase new hydraulic crane for M-4 to assist lifting buoys and navigational markers.
- Maritime Services would like to assist the Department of Fish and Wildlife continue their comprehensive study of the Crab Meadow Watershed. The organization of Fish and wildlife will continue to conduct various tests throughout the summer to measure water rise, fish and bird species along with patterns and aide with the topographical surveying to determine the overall health of the marsh.
- Begin process of rehabbing docks at Cold Spring Harbor.
- Replace fencing with new fencing that meets historical requirements at the Gazebos at Halesite Park North along East Shore Road.

- Revamp Woodbine Marina.

♦ Performance Measures :

The performance measures that will be used to measure progression towards departmental goals are as follows:

- Continue to distribute 1000 kayak permits throughout the Town's 8 beaches.
- Marine patrol persists to safeguard the waters in and around Huntington Harbor.
- Proceed in providing mooring permits to over 1200 vessels each year.
- Maintain 2 marinas that house 236 boat slips, while slowly improving the marinas.
- Winter wet storage at Mill Dam Marina provides residents with the option of leaving their vessels in the water year-round.
- Launch operations continue to give assistance to over 131 customers.
- Work in conjunction with Public Safety in parking summonses issued through plate readers.
- Safeguard the beaches furnishing a secure environment throughout the season.
- Produce sugar kelp to our residents, while enhancing the water quality.
- Maintain and cultivate the Town's waterfront.
- Offer the benefit of State-regulated boating safety courses to residents and non-residents.
- The department's pump out boat delivers ease to residents and non-residents on the water to have their vessel pumped out without the inconvenience of the boater leaving their mooring or slip.
- Improvements made to Aquaculture Center at Creek Road. Including shell recycling and green house.



Maritime Services

Garrett Chelius, Director

	Fund/ Division	2025 Actual	2026 Modified Budget	2026 Projected	2027 Budget
Expenses					
Harbor & Waterways	A3120	$ 1,003,943	$ 1,082,222	$ 1,120,326	$ 1,070,910
Waterways Navigation	A5720	146,040	172,046	157,046	163,800
Maritime Services Admin	A8790	794,194	372,826	350,590	434,500
BOT Maintenance	C7181	41,627	119,136	-	90,200
Total Expense		**$ 1,985,804**	**$ 1,746,230**	**$ 1,627,962**	**$ 1,759,410**
Revenues					
Other Transportation Income	A1789	$ 114,089	$ 100,000	$ 106,500	$ 100,000
Marina & Dock Fees	A2040	691,034	702,000	620,000	702,000
Boat Racks	A2041	48,825	55,000	42,200	55,000
Mooring Permits	A2588	61,680	70,000	62,000	70,000
Marine Conservation Permit	A2593	1,697	10,000	4,339	10,000
State Aide-Clean Air Clean Water	A3915	10,439	20,000	10,385	20,000
Total Revenues		**$ 927,764**	**$ 957,000**	**$ 845,424**	**$ 957,000**
Net Department Costs		**$ 1,058,040**	**$ 789,230**	**$ 782,538**	**$ 802,410**

Authorized Positions	Fund/ Division	2025 Actual	2026 Modified Budget	2026 Actual	2027 Budget
Harbor & Waterways	A3120	6	6	6	6
Maritime Services Admin	A8790	2	2	2	2
Department Total		**8**	**8**	**8**	**8**

Maritime Services

Garrett Chelius, Director

	2025 Actual	2026 Modified Budget	2026 Projected	2027 Budget
Expenses				
Salary and Wages	$ 1,162,738	$ 1,209,152	$ 1,239,916	$ 1,250,300
Employee Benefits and Taxes	88,068	89,026	89,026	92,000
Contractual Costs, Materials & Supplies	691,501	323,716	293,820	321,710
Fixed Assets	43,497	124,336	5,200	95,400
Total Expenses	**$ 1,985,804**	**$ 1,746,230**	**$ 1,627,962**	**$ 1,759,410**
Revenues				
Departmental Income	$ 853,948	$ 857,000	$ 768,700	$ 857,000
Licenses and Permits	63,377	80,000	66,339	80,000
State Aid	10,439	20,000	10,385	20,000
Total Revenues	**$ 927,764**	**$ 957,000**	**$ 845,424**	**$ 957,000**
Net Cost	**$ 1,058,040**	**$ 789,230**	**$ 782,538**	**$ 802,410**
Net Cost by Fund				
General Fund	$ 1,016,413	$ 670,094	$ 782,538	$ 712,210
Board of Trustees	41,627	119,136	-	90,200
Total Net Cost	**$ 1,058,040**	**$ 789,230**	**$ 782,538**	**$ 802,410**

Parks & Recreation

Cable T. Jamison, Director

♦ Departmental Mission:

The Town of Huntington Department of Parks and Recreation strives to enhance the quality of life and meet the ever-changing recreational needs of children and adults of all abilities by providing state-of-the-art facilities, online services, and cultural programs in a safe, well-maintained environment.

♦ Legal Authority:

Chapters 52-1 to 52-8 and Chapters 159-1 to 159-25 of the Town of Huntington Code.

♦ Operating Environment:

The Department of Parks and Recreation administers, manages, and supervises the planning of programs and projects for and on behalf of the residents of the Town of Huntington, the coordination of recreational facilities, and the development of activities on its own initiative or in cooperation with other municipalities and private citizens, associations and organizations; acts as liaison with public and private agencies and individuals to plan and promote literary, dramatic, graphic, performing and cultural arts for the residents of the Town of Huntington via demonstrations, performances and exhibits; plans special events and projects as needed, in concert with public and private agencies and individuals and monitors contractual relationships of the town with such agencies and individuals.

The Department of Parks and Recreation administers a diverse and comprehensive offering of year-round recreational programs and activities for children, teenagers, and adults as follows:

Recreation Administration Division: The Department's Recreation Administration oversees the five major divisions of Parks and Recreation, including but not limited to overall operations and collection of revenues for all Department programs and facilities. The Department administers and processes applications for Athletic Permits, Facility/Field Assignments, Special Events & Equipment Applications, and Picnic Applications. The Department compiles and disseminates Department news and the latest programs while providing access via the Department's website link at huntingtonny.gov, listing recreation programs for Summer, Fall, and Winter-Spring seasons, including access to online registrations. Recreation cards for various parks and recreation programs can be purchased at Town Hall or the Dix Hills Ice Rink. The Department also oversees the administrative operation of the Dix Hills Golf Course (9-hole) and Crab Meadow Golf Course (18-hole).

Dix Hills Park Division: The Department oversees the operation of the Dix Hills Park complex, inclusive of a seasonal outdoor pool, picnic area, two indoor ice-skating facilities, Dix Hills Adventure Camp and various Skating Camps.

Beaches Division: The Department of Parks and Recreation handles operations and staffing of the Town's 8 beaches and 2 Spray Parks, the Sgt. Paul Tuozzolo Memorial Spray Park and the Manor Park Spray Park. Operations and staffing include lifeguarding, swim instruction, and beach gate attendance. The Department provides the ability to purchase both daily and seasonal beach permits to the respective beaches online and in person at Town Hall.

Cultural Affairs Division: The Department encompasses the management of the Town's Cultural Affairs programs, including fiscal support of the Huntington Arts Council, the Huntington Summer Arts

Festival and the Heckscher Museum of Art, and other non-profit cultural agencies, as well as administration of the Town's Public Art Initiative and various special projects and events.

Recreational Programs Division: Throughout the year, the Department offers programs and activities for children and adults. These include day and evening leisure activities such as athletic workshops, swim lessons, skateboard lessons, pickleball, and fitness programs.

During the summer months, the Department provides 5 Full-Day camps for children: Adventure Camp, Hockey Camp, Camp Gold Star, Camp Soundview (ages 5-14); Camp Bright Star (a day camp for children with disabilities ages 6 and older).

♦ Workload Indicators:

The workload in the Parks and Recreation Department is a function of the following:

Recreation Administration Division:

- **Daily operations of the Department of Parks and Recreation:**
  Serve constituent walk-ins to the Town Hall Office; Update and process online recreation programs & activities registrations via the Department's website link at huntingtonny.gov such as Aquatic Programs; Athletic Programs; Camps & Programs; Fitness Programs; Developmentally Disabled Programs; Dix Hills Ice Rink Programs; Skate Parks; Special Events; Pickleball; Coindre Hall Programs; Coordinate with support from Suffolk County, the operation of Coindre Hall.
- **Athletic Permit Application Processing**:
  The Department processes (180) athletic permits, collects fees, and works in conjunction with the Town Attorney's Office to ensure proper insurance is held by organizations seeking permits. The Department is responsible for assigning and scheduling athletic fields, lighted sports facilities (80), sports/school organizations, and youth/adult sports organizations.
- **Special Events & Equipment Application Processing:**
  Major special event permits 2025 (129); permits for equipment (20); Issue signage permits for special events (7); Process Sports Tournaments events (15); Process field applications, collect fees, insurance documents, and equipment needs for the applicant.
- **Picnic Application Processing**:
  Issue (68) Picnic Permits (2025). 0 were cancelled and refunded.
- **Coindre Hall:** The Town of Huntington has an agreement with Suffolk County Parks for the use of the Coindre Hall gym and classrooms. The gym is used for fitness classes, Gold Star Camp, and year-round adult sports leagues.

Dix Hills Park Division:

- **Dix Hills Ice Rink**—Operate and staff the two year-round ice rinks; oversee various hockey camps and year-round rec leagues for both children and adults; provide individual and group skating lessons; monitor free-skate; manage skate equipment rentals.
- **Dix Hills Pool** – Hire and oversee seasonal staff such as lifeguards and cashiers.
- **Dix Hills Adventure Camp**: Process applications, collect health forms, collect fees, register campers, hire and train counselors and staff, and develop summer programming and activities.
- **Dix Hills Golf Course**—The Department of Parks and Recreation collaborates with the contracted vendor(s) regarding the daily operations of Dix Hills Golf Course.

Parks & Recreation

Cable T. Jamison, Director

Beaches Division:

- Beaches provide Certified Lifeguards.
- Beaches Division sells and collects permit fees, processing more than (30,000) vehicle & (1,400) boat ramp beach permits during the summer months.
- Beaches (8): Crab Meadow; Asharoken; Hobart; Centerport; Fleets Cove; Crescent; Gold Star Battalion; Quentin Sammis/West Neck.
- Fishing Beach Only: Geissler's & Crab Meadow Beach in designated areas.
- The Sgt. Paul Tuozzolo Memorial Spray Park & The Manor Park Spray Park.

Cultural Affairs Division:

- Coordinate the Huntington Summer Arts Festival (through the Arts Council), which includes approximately 42 nights of performances for more than 50,000 residents and visitors.
- Administer more than $1 million in annual cultural affairs grant contracts with non-profit community agencies.
- Plan and implement Public Art Initiative projects in appropriate public spaces within the Town to enhance community character, livability and celebrate Huntington's history, culture, and diversity.
- Facilitate management and preservation of various Town-owned historic properties.

Camps & Recreational Programs:

- The Department operates programs and activities for constituents year-round.
- Hire 400 to 600 summer staff for all recreational programs.
- Continue to expand the Summer Camps via promotion and stakeholder interaction.
- Staff and manage 5 full-day Camps.
- Partner with the private sector to enhance the town's recreational opportunities.
- Collaborate with the Purchasing Department and the Comptroller's Office in order to foster the RFP process for selecting new vendors.
- Community Education/Recreation program(s) children/adults.

♦ 2026 Achievements:

The Department's 2026 Accomplishments:

- Upgrade lights & sound system at Chapin Rainbow Stage at Heckscher Park.
- Completed playground improvements at Commack Park.

♦ 2027 Goals:

The Recreation Department is pursuing the following goals in 2027:

- Complete William Bryne Park improvements.
- Complete Columbia Street Park improvements.
- Complete Koster Park improvements.
- Continue stage improvements at Chapin Rainbow Stage at Heckscher Park.

Parks & Recreation

Cable T. Jamison, Director

♦ Performance Measures:

The performance measures that will be used to measure progress toward departmental goals are as follows:

- Monitor and track attendance at all Town Camps

Camps/Programs	2023	2024	2025	2026 Estimated
Playground & Pre-School ½ day Program Full Day Camps	701	576	746	605
Adventure & Hockey Camps	1338	1288	1524	1507

* (6) wks.: Camp Gold Star; Camp Soundview; Camp Bright Star; Project P.L.A.Y. & St. John's Camp

- Monitor & Track attendance for Athletic Workshops
- Winter/Spring/Summer/Fall 2024

Workshops	2023	2024	2025	2026 Estimated
Athletic & Beach Swim	185	522	643	450

Parks & Recreation

Cable T. Jamison, Director

	Fund/ Division	2025 Actual	2026 Modified Budget	2026 Projected	2027 Budget
Expenses					
Heckscher Amphitheater	A1624	$ 49,985	42,284	45,350	44,900
Arts Council Administration	A7010	147,500	147,500	147,500	147,500
Recreation Administration	A7020	890,357	1,062,572	1,038,158	1,067,200
Dix Hills Park Administration	A7115	1,333,446	1,309,566	1,376,864	1,291,300
Playgrounds & Recreation	A7140	609,687	459,657	441,294	581,500
Recreation Fee Classes	A7141	126,973	208,426	149,276	211,250
Camp Bright Star	A7187	143,519	189,019	181,160	189,654
Beaches-Recreation	A7188	786,895	767,578	827,918	784,284
Golf Course Administration	A7193	17,743	24,400	24,400	25,000
Band Concerts	A7270	210,759	127,047	183,115	206,615
Museum-Fine Arts Heckscher	A7450	485,134	485,134	485,134	485,134
Cultural Affairs	A7460	140,517	147,050	147,050	147,050
Celebrations	A7550	-	10,000	-	10,000
Total Expenses		**$ 4,942,515**	**$ 4,980,233**	**$ 5,047,219**	**$ 5,191,387**
Revenues					
Park & Recreation Rec Fees	A2001	$ 238,679	$ 575,000	$ 240,000	$ 400,000
Park Revenues Corp Sponsored	A2003	-	7,500	-	7,500
Recreation Cards	A2005	59,740	100,000	55,000	100,000
Park & Recreation Fee Class	A2006	575,723	675,000	500,000	575,000
Developmentally Disabled	A2007	24,210	26,000	14,460	26,000
Dix Hills Park Rec Fees	A2008	628,235	650,000	650,000	650,000
Recreation Concessions	A2012	129,532	80,000	80,000	80,000
Beach Fees	A2025	276,323	465,000	325,000	400,000
Dix Hills Pool Fees	A2026	62,941	120,000	58,000	60,000
Golf Fees	A2051	2,296,330	2,200,000	2,200,000	2,200,000
Golf Cards	A2052	29,450	60,000	30,000	60,000
Skating Rink Fees	A2065	3,047,187	3,150,000	3,000,000	3,000,000
State Aid Dev. Disability	A3889	-	50,000	-	-
Federal Aid Project Play	A4789	36,676	48,000	35,000	48,000
Total Revenues		**$ 7,405,026**	**$ 8,206,500**	**$ 7,187,460**	**$ 7,606,500**
Net Department Costs		**$ (2,462,511)**	**$ (3,226,267)**	**$ (2,140,241)**	**$ (2,415,113)**

Parks & Recreation

Cable T. Jamison, Director

Authorized Positions	Fund/ Division	2025 Actual	2026 Modified Budget	2026 Actual	2027 Budget
Arts Council Administration	A7010	0	0	0	0
Recreation Administration	A7020	9	9	9	9
Dix Hills Park Administration	A7115	3	4	3	3
Playgrounds & Recreation	A7140	0	0	0	0
Recreation Fee Classes	A7141	0	0	0	0
Recreation Mentally Challenged	A7187	0	0	0	0
Beaches-Recreation	A7188	0	0	0	0
Golf Course Administration	A7193	0	0	0	0
Band Concerts	A7270	0	0	0	0
Museum-Fine Arts Heckscher	A7450	0	0	0	0
Cultural Affairs	A7460	0	0	0	0
Celebrations	A7550	0	0	0	0
Department Total		**12**	**13**	**12**	**12**

	2025 Actual	2026 Modified Budget	2026 Projected	2027 Budget
Expenses				
Salary and Wages	$ 3,282,359	$ 3,302,515	$ 3,426,792	$ 3,464,904
Employee Benefits and Taxes	250,562	259,796	261,829	263,000
Contractual Costs, Materials & Supplies	1,378,531	1,417,922	1,358,598	1,463,483
Fixed Assets	31,063	-	-	-
Total Expenses	**$ 4,942,515**	**$ 4,980,233**	**$ 5,047,219**	**$ 5,191,387**
Revenues				
Departmental Income	$ 7,368,350	$ 8,108,500	$ 7,152,460	$ 7,558,500
State Aid	-	50,000	-	-
Federal Aid	36,676	48,000	35,000	48,000
Total Revenues	**$ 7,405,026**	**$ 8,206,500**	**$ 7,187,460**	**$ 7,606,500**
Net Cost	**$ (2,462,511)**	**$ (3,226,267)**	**$ (2,140,241)**	**$ (2,415,113)**
Net Cost by Fund				
General Fund	$ (2,462,511)	$ (3,226,267)	$ (2,140,241)	$ (2,415,113)
Total Net Cost	**$ (2,462,511)**	**$ (3,226,267)**	**$ (2,140,241)**	**$ (2,415,113)**

Planning & Environment

Anthony J. Aloisio, Director

♦ Departmental Mission:

The mission of the Department of Planning and Environment is to ensure safe, healthy, and productive, as well as aesthetically and culturally pleasing surroundings for all residents of Huntington; to attain the widest range of beneficial uses of the environment without degradation, the risk to health, safety or other undesirable consequences; to preserve important historic, cultural and natural aspects of our heritage and maintain an environment that supports equity, diversity, and variety of individual choice. In addition, the Department seeks to serve the public by processing land-use applications in a fair and expedient manner and also seeks to provide land-based information using cutting-edge technologies. The Department constantly strives to achieve a balance between population and resource use, which will permit high standards of living and a wide sharing of life's amenities among all the residents of the Town of Huntington, not only during this generation but also for all future generations in support of the Town's strategic goal to manage development within the Town and investments in infrastructure.

♦ Legal Authority:

Town Code, Section 52-A and New York State Town Law, Section 271 (2), New York State Town Law (NYSTL), Sections 267, 276, 277, and 278. NYS Environmental Conservation Law, Article 8 part 617. General Municipal Law, Section 247.

♦ Operating Environment:

Pursuant to Town Code, the Department of Planning & Environment is organized into three divisions as follows:

1) **Planning:** The Department is responsible for reviewing applications and creating the record for land-use decisions. Such decisions are made by the Town Board, Planning Board, Zoning Board of Appeals, the Parks Department, the Highway Department, and in part, the Department of Engineering Services. Preparing planning studies and reports that analyze current and future planning issues, as well as assisting in the maintenance of the town Geographic Information System are all part of the duties of various staff in the Department. The Department also oversees various Economic Development activities and provides staff support to the Economic Development Corporation and the Huntington Station Downtown Revitalization Initiative. This Division also drafts most proposed changes to the Zoning Code.

   New York State Town Law (NYSTL), Sections 274a, 276, 277, and 278 dictate the review and approval processes for subdivisions and site plans. Under these statutes, with time limits to hold public hearings and to approve or deny applications, the Planning Department staff works for the Planning Board to process applications for zone changes, subdivisions, and site plans.

   The Department may also assist in the preparation of any Comprehensive Plans or updates pursuant to NYSTL, Section 272a and Town Code Section 52A-5.

2) **Environmental Review:** The Environmental Review Division is responsible for providing assistance to the various boards in the Town to comply with the requirements of the New York State Environmental Conservation Law Article 8, Part 617 SEQRA (State Environmental Quality Review

Act) regulations. This law establishes a mandatory decision-making process embedded within a primary administrative action that involves consideration of social, economic, and environmental factors. This Division also provides staffing assistance to several Town committees, including the Conservation Board, Environmental Open Space & Park Fund Advisory Committee, and Local Waterfront Revitalization Program Committee.

3) **Land Management:** The Land Management Division, in a partnership with the Town Attorney's office, is responsible for maintaining all records pertaining to the acquisition of land by the Town, and park improvements completed thereon. The Division no longer includes the staff that maintain the Town's comprehensive Geographic Information System (GIS), as they have been transferred to the Department of Information Technology**.**

Zoning Board of Appeals: The Zoning Board of Appeals (ZBA) staff is geographically located within the Department of Planning & Environment. However, it processes its applications separate from, and parallel to, any associated Planning applications. The ZBA is responsible for Town Code Section 198-68 that requires the Planning Department to provide technical input for the Zoning Board of Appeals applications for conditional permits within 30 days of receipt. The Zoning Board of Appeals gets its authority to consider variances and/or interpret the Code pursuant to NYSTL 267 et. sec.

Environmental Open Space and Park Fund Advisory (EOSPA) Committee: The Open Space Coordinator provides staff support to the Environmental Open Space and Park Improvement Committee. Chapter 21 of Town Code defines the Environmental Open Space and Park Fund program that is administered by the Open Space Coordinator working with the EOSPA Committee and Open Space Counsel. This has included oversight of three referenda that each generated funding for a ten-year period with a combined life value of $60 million. Presently, funding is being provided by the continuing Open Space tax that is providing $ 1.5 million per year (for 2027: $100,000 for land acquisition, $1.325 million for park improvements, $0 for neighborhood enhancements, and $750,000 for green projects). The EOSPA Committee also makes recommendations to the Town Board on the allocation of Neighborhood Parks funding derived from subdivision (park and playground) fees.

Conservation Board: The Huntington Conservation Board is a Town Board-appointed volunteer advisory organization. The Conservation Board reviews and provides comments to the Town Board, Planning Board, Board of Trustees, and Zoning Board of Appeals on applications for land use change that have the potential to affect Open Space Index-mapped property. In addition to its advisory review functions, the Conservation Board serves as a vital conduit for conveying environmental information on key topic areas (land use and review, marine and freshwater resources, parks, solid waste, and legislation) to Town leaders. The Conservation Board coordinates the Town Park Stewardship Program and routes data from Town Board-appointed volunteer park monitors/inspectors.

Huntington Greenway Trails Committee: The Huntington Greenway Trails Citizens Advisory Committee meets with and assists Land Management staff in mapping trails (courses, distances, features, difficulty), marking trails, defining trail uses/designations, leading hikes, monitoring trails for maintenance purposes, preparing trail guides and creating a trails plan.

Beautification Council: The Beautification Council is a Town Board-appointed volunteer advisory organization. The Beautification Council promotes various efforts and recommends actions to Town agencies and Boards that will enhance the attractiveness of the Town. Actions may include the

installation of flower gardens and tree planting on municipal property and the promotion of efforts to maintain streets and other Town infrastructure.

♦ Workload Indicators:

The Planning Department is responsible for:

- Process and complete applications and any mandatory SEQRA reviews for over three hundred (300) subdivision, site plans, zoning modifications, and ZBA reviews annually.
- Prepare long-term plans and support for various comprehensive planning efforts in Town, including plans for Huntington Station, the downtown Huntington Village area, the Melville Employment Center, and the Local Waterfront Revitalization Plan.
- Prepare grant applications for various state and federal programs.

- Process over eight hundred (800) tree permit applications annually throughout the Town.

♦ 2026 Achievements:

The Planning Department's 2026 significant achievements include the following:

- Completed over fifty (50) environmental and application reviews for submitted land use and/or zone change requests.
- Processed over one hundred forty (140) site plan and subdivision applications submitted to the department.
- Continue to participate in numerous activities to further the efforts of Renaissance Downtowns to revitalize Huntington Station, including the start of construction on the Suffolk County-sponsored sewer project for NYS Route 110 south of the railroad tracks, and continued planning for the west side of NYS Route 110 north of the railroad tracks. Granted site plan approval to the last redevelopment application north of the railroad tracks on the east side of the road.
- Participated in ongoing steps to receive the $10 Million-dollar New York State Downtown Revitalization Initiative (DRI) grant awarded by the State for the Huntington Station revitalization program, including the development of a "Safe Streets" plan for the area of sewer construction.
- Reviewed the first application in the new Melville Town Center and prepared the SEQRA review.
- Furthered development of a Municipal Storm Sewer System (MS4) and GIS database to support town departments with compliance of federal, state, and local Clean Water Act reporting requirements. The Department continued with the primary responsibilities for reporting to the NYSDEC our annual MS4 progress, along with the implementation of compliance programs. The Department is also the primary liaison with professional services vendors acquired to assist in our compliance efforts.
- Continued transformation/upgrades in the manner in which all Planning Department applications are deployed on OpenGov. This includes: Zone Changes, Subdivisions, Site Plans, Transfer of Density Flow Rights (TDFRs), and Tree Permits. Added Zoning Verification Letters to the system.
- Brought the Department of Engineering Services into the OpenGov system for Planning reviews. Improved Planning-Building interfaces for smoother reviews of applications that require approvals from both departments.
- Reviewed over three hundred (300) individual applications and presentations before the Planning Board and ZBA. Ensured complete Board knowledge of all aspects of each application.

Planning & Environment

Anthony J. Aloisio, Director

- At the request of the Town Attorney's office, consulted on various changes to the Town Zoning Code, modifying development standards in the commercial and industrial zoning districts.
- Continued solicitation of numerous grants to support varied environmental and parks projects.
- Presented EOSPA and Neighborhood Parks Fund allocation recommendations to the Town Board for fourteen (14) park improvement projects, three (3) land acquisitions, seven (7) green projects, and five (5) neighborhood enhancements.
- Continued efforts began in 2015 with the Town Attorney and Public Safety Department to resolve private encroachments on Town properties, including parkland.
- Continued to implement goals and strategies contained in the Horizons 2020 Comprehensive Plan.
- Drafted several sections of the Draft Local Waterfront Revitalization Plan in cooperation with the NYS Department of State.

- Continued efforts to complete the Blueway Plan for nonmotorized water crafts.

♦ 2027 Goals:

The Planning Department's 2027 goals include the following:

- Continue the development of a professional staff to better serve the public.
- Continue to acquire key open space properties, coordinate the improvement of new and existing parkland and neighborhoods/streetscapes, and support green energy and efficiency projects throughout Huntington.
- Continue to improve the process and increase the number of completed Development Reviews.
- Continue to support efforts to revitalize Huntington Station.
- Continue to assist with the implementation of projects funded via the DRI grant.
- Assist in the implementation of the Melville Town Center, including reviewing applications and adjusting the Code as necessary.
- Continue activities toward completion of Draft Local Waterfront Revitalization Plan.
- Support the preparation and development of localized comprehensive plans.
- Assist in the development of a Capital Projects GIS Portal for evaluating capital program goals and individual project progress.
- Support the further deployment of the Open Gov common permit tracking system. Continue to connect additional Town departments to the system and Planning application reviews.
- Continue the effort begun in 2015 by the Town Attorney and Public Safety Department to resolve private encroachments on Town properties, including parkland.
- Continue to implement goals and strategies contained in the Horizons 2020 Comprehensive Plan.

♦ Performance Measures:

Below are the 2026 Performance measures for the Planning and Environment Department:

- Monitor the EOSPA and Neighborhood Parks funds to ensure Town land acquisitions, property and neighborhood improvements are being completed in a timely fashion.
- Track and fund new EOSPA projects as per EOSPA Committee recommendation (chart below identifies funded projects).

Planning & Environment

Anthony J. Aloisio, Director

- Create better and more efficient integrations between the OpenGov application system and the Laserfiche document management system.
- Track the number of development applications reviewed by Town staff and local agencies and utilize data to deploy staff resources.
- Identify and prioritize additional assets held by the Town's departments in a central GIS repository to improve and coordinate projects within the Town:

Description	2023	2024	2025	2026 (estimated)
EOSPA Open Space Acquisitions	0	1	3	0
Park Improvement Projects	8	14	14	10
Neighborhood Enhancement Projects	4	2	5	7
Green Infrastructure Projects	1	0	7	2

- Track the number of development reviews and permits processed by the department:

Description	2023	2024	2025	2026 (estimated)
Bond Extensions	57	54	47	30
Lot Line Changes	8	3	13	2
Site Plan-Pre-Application	94	116	89	90
Site Plan Application	38	8	9	8
Subdivision-Pre-Application	13	7	15	18
Subdivision-Preliminary Approval	7	6	9	6
Subdivision-Final Approval	9	1	16	8
TDFR Applications	11	12	6	14
Tree Permits	643	901	884	856
ZBA Applications	192	164	246	190
Zone Changes	8	5	5	2
Zoning Verification Reports				36

Planning & Environment

Anthony J. Aloisio, Director

	Fund/ Division	2025 Actual	2026 Modified Budget	2026 Projected	2027 Budget
Expenses					
Planning & Manage Development	A8684	$ 26,934	$ 35,000	$ 35,000	$ 35,000
Zoning Board of Appeals	B8010	145,526	177,406	160,406	179,500
Planning Department	B8020	1,651,020	1,497,784	1,451,984	1,564,273
Planning Board	B8025	121,094	129,068	122,568	129,500
Conservation Board	B8710	-	16,148	1,148	17,300
Total Expenses		**$ 1,944,574**	**$ 1,855,406**	**$ 1,771,106**	**$ 1,925,573**
Revenues					
Zoning Fees	B2110	$ 130,175	$ 138,000	$ 100,000	$ 138,000
Planning Board Fees	B2115	259,459	650,000	300,000	650,000
Other Home & Comm Services	B2189	112,625	-	-	-
Other Permits-Town Engineer	B2590	45,955	90,000	17,500	90,000
Total Revenues		**$ 548,214**	**$ 878,000**	**$ 417,500**	**$ 878,000**
Net Department Costs		**$ 1,396,360**	**$ 977,406**	**$ 1,353,606**	**$ 1,047,573**

Authorized Positions	Fund/ Division	2025 Actual	2026 Modified Budget	2026 Actual	2027 Budget
Zoning Board of Appeals	B8010	7	7	7	7
Planning Department	B8020	15	15	15	15
Planning Board	B8025	7	7	7	7
Department Total		**29**	**29**	**29**	**29**

Planning & Environment

Anthony J. Aloisio, Director

	2025 Actual	2026 Modified Budget	2026 Projected	2027 Budget
Expenses				
Salary and Wages	$ 1,707,471	$ 1,578,106	$ 1,557,106	$ 1,640,600
Employee Benefits and Taxes	126,733	119,500	119,500	127,000
Contractual Costs, Materials & Supplies	108,834	157,800	94,500	157,973
Fixed Assets	1,536	-	-	-
Total Expenses	**$ 1,944,574**	**$ 1,855,406**	**$ 1,771,106**	**$ 1,925,573**
Revenues				
Department Income	$ 502,259	$ 788,000	$ 400,000	$ 788,000
Licenses and Permits	45,955	90,000	17,500	90,000
Total Revenues	**$ 548,214**	**$ 878,000**	**$ 417,500**	**$ 878,000**
Net Cost	**$ 1,396,360**	**$ 977,406**	**$ 1,353,606**	**$ 1,047,573**
Net Cost by Fund				
General Fund	$ 26,934	$ 35,000	$ 35,000	$ 35,000
Part Town	1,369,426	942,406	1,318,606	1,012,573
Total Net Cost	**$ 1,396,360**	**$ 977,406**	**$ 1,353,606**	**$ 1,047,573**

Public Safety

Christopher J. Lau, Director

Departmental Mission:

The mission of the Department of Public Safety is to safeguard the residents and visitors of the Town of Huntington by protecting life and property, preserving the peace, enforcing Town ordinances, and preventing crime on Town-owned property. We are committed to delivering professional, efficient, and effective public safety services while maintaining the highest standards of integrity, accountability, and community service.

♦ Legal Authority:

The Department of Public Safety was established by the Town Board in February 1996 through Resolution No. 1996-129. Chapter 55 of the Town of Huntington Town Code formally establishes the Department and sets forth its powers, duties, and responsibilities.

♦ Operating Environment:

The Department of Public Safety meets the duties of protecting the health, safety and welfare of the Town of Huntington residents and visitors with the following five divisions:

- Security Division
- Park Ranger Division
- Code Enforcement Division
- Animal Control Division
- Special Services Division

Whenever possible, the Department takes a holistic approach by integrating the capabilities of its Security, Park Rangers, Code Enforcement, Animal Control, and Special Services divisions to fulfill its mission. The Department's efforts are both proactive and reactive. Proactively, it enforces applicable state and local laws, ordinances, and regulations within the Town's jurisdiction, with a particular focus on addressing issues at identified problem locations. Reactively, the Department responds to and investigates complaints submitted by Town residents, ensuring timely and effective resolution of public safety concerns.

Security Division*:* Licensed by the State of New York, Town Public Safety Agents (TPSAs) are responsible for providing daily security patrols throughout the Town's 77 facilities, including beaches, parks, and rail stations. They monitor Town-owned properties around the clock through the 24/7 Public Safety Command Center and staff the Town Hall security desk, both of which are essential to maintaining public safety and supporting Town operations. In addition to their security responsibilities, TPSAs enforce the Town of Huntington's parking regulations in accordance with the parking provisions of the Uniform Traffic Code, helping to ensure the safe and orderly use of public parking areas.

Park Ranger Division: Certified by the New York State Department of Criminal Justice Services, Town Park Rangers are authorized law enforcement Peace Officers who are responsible for maintaining general public order

Public Safety

Christopher J. Lau, Director

and protecting town parks, beaches, and other town related facilities. Likewise, Park Rangers also provide an additional measured level of security at town sponsored events and functions.

Code Enforcement Division: Ordinance Inspectors are responsible for enforcing the Code of the Town of Huntington and the New York State Property Maintenance Code. Their primary focus is achieving compliance through enforcement and administrative measures while promoting public safety and neighborhood quality. The division conducts investigations in response to citizen referrals and complaints, as well as through proactive inspections to identify and address life-safety hazards and code violations before they become more serious.

The Code Enforcement Division also includes the Sign Bureau and the Accessory and Rental Apartment Bureau, which work together to ensure compliance with applicable Town codes and regulations. Most violations issued by the Code Enforcement Division are adjudicated through the Town's Bureau of Administrative Adjudication (BAA).

Animal Control Division*:* Animal Control Officers are responsible for enforcing the Town of Huntington Code, as well as applicable state and local laws and regulations, including the New York State Agriculture and Markets Law, relating to the control and welfare of animals. They respond to animal-related concerns, promote public safety, and help ensure compliance with animal control regulations. Kennel Attendants staff the Huntington Animal Shelter and are dedicated to providing compassionate care for every dog in their custody. Through daily care, enrichment, and support for adoption efforts, they work to ensure each dog has the opportunity to find a safe, loving, and permanent home.

Special Services Division: The Special Services Division incorporates both the Meter Maintenance and Traffic Violations Bureaus. The Meter Maintenance Bureau performs the maintenance and repair of all municipal parking meters, peripheral equipment and related parking signage. Likewise, the Traffic Violations Bureau is responsible for parking infraction adjudication and administration of traffic court.

♦ Workload Indicators:

The workload of the Department of Public Safety is driven by the operational responsibilities of its five (5) divisions: Security, Park Ranger, Code Enforcement, Animal Control and Special Services.

Security Division

- Issued approximately **12,729 parking summonses** in 2025.
- Maintains a **24-hour security operation**, conducting patrols throughout a **94-square-mile** service area.
- Screened in excess of **38,400 visitors** to Town Hall.
- Provides security details for all major Town functions, special events, and public gatherings.
- Monitors video surveillance systems at Town-owned facilities and locations.

Park Ranger Division

- Peace Officers provide security at Town parks, beaches, facilities, and public events.

Public Safety

Christopher J. Lau, Director

- Authorized to enforce Town, County, and State laws at Town-owned properties.
- Provides security for Town Board meetings, Bureau of Administrative Adjudication (BAA) hearings, Traffic Court, and other special events.
- Works collaboratively with the **Suffolk County Police Department** to enforce laws and maintain public safety.

Code Enforcement Division

- Conducts approximately **7,300 investigations annually** involving potential code violations and illegal apartment rentals.
- Initiates approximately **5,000 new code enforcement investigations** each year.
- Administers and maintains the Town's **Vacant Property Registry** and **Short-Term Rental Registry**.
- Processes and issues approximately **4,200 combined Accessory Dwelling and Rental Unit permits** annually.

Animal Control Division

- Processed **228 dog intakes** in 2025, with **114 dogs reunited with their owners**, reflecting a 50% return-to-owner rate.
- Facilitated the **adoption of 42 dogs** and transferred **30 dogs** to **501(c)(3) rescue organizations** in 2025.
- As of 2026 year-to-date, completed **26 adoptions** and transferred **2 dogs** to **501(c)(3) rescue organizations**.
- Removes approximately **1,000 deceased animals** from public spaces and Town roadways annually, helping maintain public health and safety.
- Works collaboratively with the **Suffolk County Police Department** and **District Attorney's Office** on matters concerning alleged animal abuse.
- Partnered with the **Veterinary Center for Operational Wellness** to provide surgical care for animals in the Town of Huntington's custody.
- Reestablished all Animal Shelter and Animal Control protocols to ensure full compliance with **New York State Agriculture and Markets Law, Article 26-C**.
- Partnered with the **Suffolk County Health Department** to serve as a county storage and coordination center for animals suspected of rabies, supporting countywide rabies testing efforts.
- Proudly sponsors and supports **Give a Dog a Dream**, a 501(c)(3) charitable organization dedicated to animal welfare.

Special Services Division

- Maintains more than 619 metered parking spaces throughout Huntington Village and LIRR commuter parking lots in East Northport, Greenlawn, Huntington Station, and Cold Spring Harbor.
- Oversees the installation, deployment, and ongoing maintenance of traffic signs and related infrastructure throughout the Town.

Public Safety

Christopher J. Lau, Director

- Manages the administrative operations of the Traffic Violations Bureau and the Town Traffic Court.

♦ 2026 Achievements:

Department of Public Safety - Highlights and Accomplishments

- The Department of Public Safety continues to embrace emerging technology to enhance public safety and operational efficiency. Mobile and vehicle-mounted license plate readers, along with handheld scanners, have streamlined workflows while providing officers with an additional layer of safety in the field.
- The Security Division has expanded its role in protecting Town properties and facilities by assuming new responsibilities and implementing advanced security measures. Through a New York State Law Enforcement Grant, the Division continues to evaluate and deploy innovative technologies that strengthen security and improve operational effectiveness.
    - The Department recently installed a state-of-the-art TRI-band radio antenna array, providing seamless communication within the Department and with partner agencies.
- The continued expansion of security camera systems at Town parks, beaches, and facilities supports a layered public safety strategy while strengthening coordination with the Suffolk County Police Department.
    - In partnership with the Suffolk County Police Department, the Department successfully provided security for major Town events, including the Holiday Festival, St. Patrick's Day Parade, and the Long Island Pride Parade and Festival—among the largest public gatherings on Long Island.
- The Park Ranger Division remains committed to enhancing its capabilities through ongoing training, technology, and proactive community engagement to ensure a safe and welcoming environment for residents and visitors.
    - Earlier this year, the Department appointed its first full-time Supervisory Park Ranger, who will provide dedicated leadership, daily oversight, and operational guidance for the Division.
- The Passport mobile parking app continues to offer residents and visitors a convenient parking solution. Users can pay for parking in the Village and at Long Island Rail Road stations in East Northport, Greenlawn, Huntington Station, and Cold Spring Harbor without purchasing a commuter parking permit.
- Code Enforcement, including the Sign Bureau, launched a new online case management system through OpenGov, improving the efficiency of case initiation, investigation, and resolution while modernizing permit management and enhancing customer service.
- Animal Control continues to provide exceptional care and rehabilitation for dogs awaiting adoption. The Division also remains committed to its successful Transfer Program, rescuing dogs at risk of euthanasia from local shelters and integrating them into the Town of Huntington's comprehensive socialization program to prepare them for permanent, loving homes.

Public Safety

Christopher J. Lau, Director

♦ 2027 Goals:

Department of Public Safety – Priorities

- The Department of Public Safety will collaborate with the Department of Information Technology to strengthen their cyber-infrastructure, ensuring a secure, dedicated, and resilient framework capable of supporting critical public safety assets.
- The Security Division will continue to expand and enhance video surveillance capabilities at Town of Huntington parks, beaches and facilities, while acquiring mobile camera systems for deployment at special events and other locations of concern throughout the Town.
- To further strengthen the Park Ranger Program, the Department will onboard additional full-time Park Rangers to enhance the Town's overall security posture and improve program effectiveness.
- Renovations at the Town Animal Shelter will remain a top priority to ensure the facility complies with all applicable amendments to New York State Agricultural and Markets Law governing animal shelter operations.
- As the Department's subject matter experts, the Code Enforcement Division will continue to spearhead Department-wide integration of the OpenGov platform to improve operational efficiency, transparency, and public access, including:
    - Implementing Animal Shelter case management within OpenGov.
    - Completing full integration of the Sign Bureau with OpenGov to facilitate online permit applications, renewals, and related services.
    - Providing the Park Ranger and Animal Control divisions with access to OpenGov and the Bureau of Administrative Adjudication to facilitate the electronic processing of summonses.
- The Department will continue modernizing the Public Safety vehicle fleet by replacing aging vehicles, several of which have been in service for more than 20 years, to improve reliability, operational readiness, and emergency response capabilities.

Public Safety

Christopher J. Lau, Director

♦ Performance Measures:

The performance measures that are used to measure progression towards departmental goals are as follows:

- Code Violations:

Description	2024	2025	2026 (estimated)
Code Enforcement Notices of Violation issued (BAA)	996	917	337 to date

- Animal Adoptions:

Description	2024	2025	2026 (estimated)
Animal Adoptions	58	42	26 to date

- Parking Enforcement:

Description	2024	2025	2026 (estimated)
Parking Violation Summonses	17,971	12,729	6,565 to date

- Parking Program Usage:

Description	2024	2025	2026 (estimated)
Passport Parking App	157,959	199,686	110,003 to date
Muni Meter Parking Kiosks	3,876	86,904	43,513 to date

Public Safety

Christopher J. Lau, Director

	Fund/ Division	2025 Actual	2026 Modified Budget	2026 Projected	2027 Budget
Expenses					
Traffic Violations Board	A1130	$ 119,381	$ 114,051	$ 100,050	$ 100,050
Public Safety Administration	A3010	3,726,466	3,736,666	3,746,279	3,733,200
Control of Animals	A3510	1,178,617	1,227,182	1,219,974	1,255,850
Code Enforcement-Safety Inspect	A3621	362,316	384,278	377,126	398,500
Handicapped Enforcement Prog	A6010	-	-	-	-
Rental Registration	B3621	95,732	94,583	94,583	95,000
Zoning & Building Inspections	B3622	1,040,131	1,074,536	1,074,266	1,032,800
Accessory Apartment Compliance	B8036	257,835	385,138	380,438	388,540
Total Expenses		**$ 6,780,478**	**$ 7,016,434**	**$ 6,992,716**	**$ 7,003,940**
Revenues					
Other Public Safety Income	A1589	$ 84,479	$ 100,000	$ 80,000	100,000
Parking Meter Fees	A1740	839,939	900,000	850,000	700,000
Dogs Other	A2543	11,380	12,000	10,000	12,000
Fines & Forfeited Bail	A2610	928,608	325,000	522,349	325,000
Parking Violation Fines	A2611	980,817	1,250,000	980,000	1,000,000
Rental Registration	B2412	420,320	375,000	300,000	375,000
Accessory Apartment Permits	B2555	996,383	650,000	175,000	650,000
Accessory Apartment Penalties	B2559	(2,775)	10,000	-	10,000
Sign Permits	B2595	295,631	300,000	250,000	300,000
Total Revenues		**$ 4,554,782**	**$ 3,922,000**	**$ 3,167,349**	**$ 3,472,000**
Net Department Costs		**$ 2,225,696**	**$ 3,094,434**	**$ 3,825,367**	**$ 3,531,940**

Public Safety

Christopher J. Lau, Director

Authorized Positions	Fund/ Division	2025 Actual	2026 Modified Budget	2026 Actual	2027 Budget
Traffic Violations Board	A1130	0	0	0	0
Public Safety Administration	A3010	25	27	25	27
Control of Animals	A3510	8	8	8	8
Code Enforcement-Safety Inspect	A3621	3	3	3	3
Handicapped Enforcement Prog	A6010	0	0	0	0
Rental Registration	B3621	1	1	1	1
Zoning & Building Inspections	B3622	12	12	11	11
Accessory Apartment Compliance	B8036	3	3	4	4
Department Total		**52**	**54**	**52**	**54**

Public Safety

Christopher J. Lau, Director

	2025 Actual	2026 Modified Budget	2026 Projected	2027 Budget
Expenses				
Salary and Wages	$ 5,929,496	$ 6,096,326	$ 6,152,056	$ 6,105,340
Employee Benefits and Taxes	448,447	452,470	452,470	464,000
Contractual Costs, Materials & Supplies	314,771	392,638	313,190	363,100
Fixed Assets	87,764	75,000	75,000	71,500
Total Expenses	**$ 6,780,478**	**$ 7,016,434**	**$ 6,992,716**	**$ 7,003,940**
Revenues				
Departmental Income	$ 1,344,739	$ 1,375,000	$ 1,230,000	$ 1,175,000
Licenses and Permits	1,300,619	972,000	435,000	972,000
Fines & Forfeitures	1,909,424	1,575,000	1,502,349	1,325,000
Total Revenues	**$ 4,554,782**	**$ 3,922,000**	**$ 3,167,349**	**$ 3,472,000**
Net Cost	**$ 2,225,696**	**$ 3,094,434**	**$ 3,825,367**	**$ 3,531,940**
Net Cost by Fund				
General Fund	$ 2,541,556	$ 2,875,177	$ 3,001,080	$ 3,350,600
Part Town	(315,860)	219,257	824,287	181,340
Total Net Cost	**$ 2,225,696**	**$ 3,094,434**	**$ 3,825,367**	**$ 3,531,940**

Receiver of Taxes

Jillian Guthman, Tax Receiver

♦ Departmental Mission:

The Office of Receiver of Taxes is responsible for keeping the tax warrant issued by Suffolk County until the warrant expires and is delivered to the Suffolk County Comptroller. Taxes are collected by the Town based on the warrant issued for the current tax year. The Receiver of Taxes also performs additional varied duties many of which are imposed by law in furtherance of the tax collection process.

♦ Legal Authority:

The Receiver of Taxes derives authority from Section 37 of Town Law, the Suffolk County Tax Act, and the Real Property Tax Law.

♦ Operating Environment:

The Office of Receiver of Taxes is primarily responsible for processing tax payments received from residents, banks, and businesses for properties within the Town of Huntington. The Office faces many challenges on a day-to-day basis and operates with minimal staff to perform its work. The Tax Office experiences a high level of direct contact with the public, particularly throughout the course of the tax collection process, causing an increase in the volume of phone calls and written correspondence that must be answered and issues that must be resolved. Residents are welcomed and present with questions on a range of ancillary matters as well.

♦ Workload Indicators:

The Town of Huntington Tax Warrant for 2025-2026 totaled $1,265,222,779.91, of which $1,229,249,263.81 was collected. Approximately 42,000 tax bills were printed and mailed directly to residents, commercial property owners, and mortgage companies that do not utilize our automated payment system. Approximately another 32,000 information copies of tax bills were sent to property owners with mortgage escrow accounts, third-party information copies, snowbird copies, and multi-owner copies.

The Tax Office collects for nine school districts, nine library districts, thirteen fire districts, one refuse district, three water districts, two town sewer districts, and two county sewer districts. In addition, the office collects for two ambulance districts, three Business Improvement Districts, the County Tax, County Police Tax, County MTA Tax, Out of County Community College Tax, Suffolk County Community College Tax, and all Town of Huntington general and special district taxes.

The Tax Office collects pro-rata taxes for exemptions removed when a property is transferred. For 2025-2026, 425 exemptions were removed, adding back $1,054,357.05 in taxes. The Tax Office collects unpaid water charges for the Dix Hills, Greenlawn, and South Huntington Water Districts, as well as Suffolk County Water Authority. For 2025-2026, there were 5,686 water re-levies totaling $1,575,498.00. This year, 33 properties carried a Cleanup Rubbish charge in the amount of $22,179.71 as reimbursement to the Town for unsafe properties cleaned up by the Town and billed to the property owner. For the year 2025-2026, the tax billing process included blight abatement charges in the amount of $45,000.00. 2025-2026 County sewer re-levy charges for the year there were 324 Sewer charges in the amount of $423,147.30.

Receiver of Taxes

Jillian Guthman, Tax Receiver

New York State Law requires the Tax Office to notify property owners if taxes from a prior year remain unpaid; said notifications were issued during 2025-2026 as reported from the County Comptroller.

The majority of all tax payments are paid by mail. On average, approx. 1,000 tax payments are received each day in December and January during the prime payment period, with similar mail volume realized in the second half of May. Legally required and courtesy notices of unpaid taxes are issued various times during the year.

In 2025-2026, 529 checks were returned unpaid (bounced), representing $6,860,631.59 in canceled payments. Refunds for overpayment and duplicate payments of taxes on 321 properties due to taxpayer error, as well as adjustments due to Small Claim Reviews and Tax Certiorari actions in 2025-2026, totaled $1,306,946.31. Adjustments totaling ($3,947,000.34) were made to parcels due to Small Claims Reviews (SCAR), COE'S, and Tax Certiorari actions, causing 1,381 adjusted bills to be created and mailed to property owners. Approximately 156 duplicate payments were issued by taxpayers attempting to pay property taxes already paid. In addition, 101 payments received but postmarked beyond June1st, were returned to sender. A thorough review is undertaken before processing all canceled payments, adjustments, refunds, and prior paid returns. Additionally, the Office updates 1,550-2,500 records for new ownership as well as prints and mails tax bills throughout the year.

♦ 2026 Achievements:

- Maintained efficient payment processing while enhancing customer service and transaction workflows.
- Expanded inclusive employment and internship opportunities for students, including local high school participants.
- Utilized seasonal staff to meet increased service demands during peak collection periods.
- Assisted residents by connecting them with financial assistance programs and Town resources.
- Served as a primary point of contact, resolving resident concerns and coordinating with Town departments.
- Continued bulk mailing practices to achieve ongoing postage savings.
- Increased participation in the Town's email notification system, improving resident communication.
- Conducted proactive outreach to assist eligible residents with STAR, Enhanced STAR, and other property tax exemptions.
- Implemented an improved payment platform, CSG Forte, and processed 17,980 secure electronic payments totaling $177.2 million through on-line, in person, and over the phone transactions.
- Strengthened e-check review procedures, improving payment accuracy and reducing returned transactions.

♦ 2027 Goals:

- Continue providing exemplary, cost-effective, and transparent service to residents.
- Maintain adequate staffing to support operational demands.
- Expand taxpayer access to reference resources and online services.
- Enhance staff cross-training to improve operational flexibility and service continuity.
- Increase utilization of the Town website as a primary resource for taxpayer information and services.

Receiver of Taxes

Jillian Guthman, Tax Receiver

♦ Performance Measures

- Track the number of outreach efforts made throughout the year.
- Track payments by payment method utilized.

	Fund/ Division	2025 Actual	2026 Modified Budget	2026 Projected	2027 Budget
Expenses					
Receiver of Taxes	A1330	$ 802,743	$ 937,700	$ 937,700	$ 964,100
Total Expenses		**$ 802,743**	**$ 937,700**	**$ 937,700**	**$ 964,100**
Net Department Costs		**$ 802,743**	**$ 937,700**	**$ 937,700**	**$ 964,100**

Authorized Positions	Fund/ Division	2025 Actual	2026 Modified Budget	2026 Actual	2027 Budget
Receiver of Taxes	A1330	6	8	7	8
Department Total		**6**	**8**	**7**	**8**

	2025 Actual	2026 Modified Budget	2026 Projected	2027 Budget
Expenses				
Salary and Wages	$ 636,921	$ 762,824	$ 762,824	$ 788,500
Employee Benefits and Taxes	48,723	57,276	57,276	55,000
Contractual Costs, Materials & Supplies	117,099	116,600	116,600	119,600
Fixed Assets	-	1,000	1,000	1,000
Total Expenses	**$ 802,743**	**$ 937,700**	**$ 937,700**	**$ 964,100**
Net Costs	**$ 802,743**	**$ 937,700**	**$ 937,700**	**$ 964,100**
Net Cost by Fund				
General Fund	$ 802,743	$ 937,700	$ 937,700	$ 964,100
Total Net Cost	**$ 802,743**	**$ 937,700**	**$ 937,700**	**$ 964,100**

Town Attorney

James Edward Gathman, Jr., Town Attorney

Departmental Mission:

The Town Attorney's primary mission is to provide legal representation for the Town Board, Board of Trustees, Zoning Board of Appeals, Planning Board, Board of Assessment Review, Special Improvement Districts, and all Town Officers in their official capacities in all actions, proceedings, undertakings, and activities in which the Town of Huntington or the Board of Trustees is concerned or involved, and to develop or revise the Town Code to provide quality services and to enhance economic development.

♦ Legal Authority:

This includes New York State Town Law, Section 20(2), Chapters 64 and A203 of the Huntington Town Code, and all other applicable laws and rules.

♦ Operating Environment:

The Town Attorney's Office is comprised of attorneys with various specialized skill sets to handle a variety of legal issues, as follows:

- **Judgment & Claims:** Evaluate claims for settlement or litigation. Thoroughly investigate all tort claims against the Town, its agencies, and officers, and provide recommendations to the Town Board regarding the handling of claims.

- **Board of Trustees:** Provide legal representation and services to the Huntington Board of Trustees. Control the management of properties leased by the Board of Trustees, and oversee the administration of Trustee lands.

- **General Legal Representation:** Represent the Town in all legal matters, including tort litigation, labor issues, real estate matters, and contract negotiations. Advise the Town Board, Huntington Board of Trustees, Dix Hills Water District, Planning Board, Zoning Board and EOSPA Committee in the day-to-day operation of government and other matters.

- **Legislation**: Prepare, review, and recommend all Town ordinances, local laws and, proposed and enacted amendments to the Town Code, and related public notices and resolutions.

- **Prosecution:** Prosecute violations of the Huntington Town Code in District Court and the Town of Huntington Bureau of Administrative Adjudication, as well as violations of the Traffic Code at the Traffic Violations Bureau.

- **Insurance:** Responsible for oversight of all insurance for the Town, comprehensive general liability, automotive, cyber insurance, including insurance renewals and reviewing insurance for coverage limits. Manage self-insured risk retention program

Town Attorney

James Edward Gathman, Jr., Town Attorney

♦ Workload Indicators:

- The office handled 793 files in 2025 and 537 files this year (as of 6/30/26) (this includes files opened for contracts).
- Handle bodily injury and property damage claims. The number of claims received has steadily increased each year.
- Manage the Town's overall insurance programs, identifying risk exposures, evaluating/analyzing risks, selecting the best techniques for treating identified risks via the procurement of insurance policies and self-insurance programs and regularly evaluating and monitoring these programs.
- Prepare, review, and recommend Town ordinances, local laws, proposed amendments, public notices, and resolutions.
- Review agendas and resolutions for legal sufficiency for all Town Board Meetings.
- Render formal legal opinions for all Town Departments and Special Improvement Districts upon request.
- Concentrate law enforcement efforts on blighted, vacant, and deteriorated properties, with an aim toward removing blighted conditions and repurposing substandard properties, thereby returning them as assets to their local communities.
- Work on various Town contracts, agreements, and closings.
- Assist Town FOIL Officers regarding document assembly for FOIL responses.
- Review Town contracts for proper execution, as well as insurance and surety bond compliance.
- Review and process applications for Special Event Permits, Chapter 91 Permits (Carnivals, Circuses, Fairs, and Amusement Events), and Uses of Town Facilities.
- Review and process applications to engage in motion picture, television, and still photography production on the Town of Huntington and/or Town of Huntington Board of Trustees property or facilities.
- Review and process applications for a permit to operate unmanned aircraft systems within the borders of any real property owned, used, or leased by the Town of Huntington.
- Serve as voting and nonvoting members on various Town boards and committees, including but not limited to the Plumbing Advisory Board, Golf Advisory Committee, Memorial Review Committee, Advisory Committee on Energy Efficiency, Renewables & Sustainability (ACEERS), Affordable Housing Advisory Board, Citizen's Advisory Committee for Persons with Disabilities, Community Benefits Agreement (CBA) Advisory Committee, Give a Dog a Dream, Inc., Youth Board, Huntington Youth Bureau Development Institute, Inc., Beautification Fund Committee, Economic Development Corp., Opioid & Addiction Task Force, Board of Directors for the Huntington Cultural Affairs Institute, Inc., Huntington Human Services Institute, Inc.
- Assist various Town departments in filing grant applications, executing grant agreements, and obtaining grant awards.
- Monitor State and Federal legislation impacting Town operations.

♦ 2026 Achievements:

- Review and prepare all Maritime Department licensing agreements.
- Review all covenants and restrictions required by the Planning Board and the Zoning Board.
- Recovered $75,171.56 in outstanding excess worker's compensation reimbursements.

Town Attorney

James Edward Gathman, Jr., Town Attorney

- Tracked membership on Town boards, committees, and task forces to ensure that vacancies are filled and that each board, committee, and task force has its entire complement of members.
- Filed a number of pre-answer motions to dismiss in meritless personal injury lawsuits against the Town of Huntington, resulting in the expeditious resolution of such matters.
- Prosecuted code violations in District Court, with a focus on residential properties that are non-owner occupied and deemed nuisances due to overcrowded, deteriorated, unsafe, and illegal use conditions as unpermitted apartments, with the objective of bringing these properties into compliance with the Town Code.
- Approximately 33 blighted properties are currently being acted upon, with 5 additional properties entering into Restoration Agreements; 10 blighted properties have been resolved to date.
- Improved quality of life conditions by enforcing the blight and rental permitting of properties sections of the Town Code, as well as addressing "zombie houses."
- Engaged in various actions concerning Town property, including the negotiation and drafting of various license agreements.
- Significantly decreased backlog of Traffic Violations matters.
- In 2025, the BAA generated $1,266,721.82, which includes fines for pleas, defaults, and permit fees. This is an increase in the amount collected by the BAA in 2024.
- $119,388.97 collected in subrogation/recovery claims in 2025. This is a 50% increase from 2024.
- Denied 66 claims for property damage after investigations in 2025.
- Settlement of same fairly old PI cases.
- Assisted in the administration and execution of Downtown Revitalization Initiative (DRI) grants.
- Lot Line Change at New York Avenue saved $47,022.52 in charges from PSEG for EV charging stations.
- $11,000 secured from NBC Universal for the use of West Neck Beach for the filming of CIA show.
- Litigation discontinued/dismissed in favor of the Town: Triple D Realty Corp. v. TOH (610785/2025), William Jackson et al v. Peter Houmere et al (604113/2025), Daniel Karpen v. The Town of Huntington Department of Public Safety et al (622847/2021) and Channing Supply Co. et al John Posillico et al (603205/2021)
- Currently being litigated: Jennifer Coden v. TOH et al (2025-06158) and Cold Spring Hills Civic Association v. W. Gerard et al (604834/2026)
- Secured Open Space through donations and EOSPA purchases: four houses on Sabbath Day Path to extend the Village Green and a donation of Halsey Lane Preserve.
- Secured two Affordable Housing Residential Properties through Suffolk County §72-h transfers wherein Habitat for Humanity will be rebuilding the homes.
- Susan Gerbvasits v. 265 Main Street Development, TOH, SC Water, LIPA**,** Index #622972/24**,** Trip and fall on bricks at corner of Main Street and NYA by utility grate, Injuries: Eyebrow wound with stitches, concussion, blurry vision, left shoulder impingement, Settled for $50,000 during discovery – No contribution by Town
- Raymond Seise v. TOH – Index #614306/2022, falloff of bicycle due to pothole on Lenox Road, injuries were a fractured skull, chipped tooth, concussion and facial injuries, our motion for summary judgment was granted and no appeal was filed.
- Audrey Mauvais v. Monaco, Rosenblatt & TOH, Index #605428/23, motor vehicle accident with TOH vehicle (suit also included a subsequent accident involving plaintiff and driver Arthur Monaco),

the injuries were soft tissue (disc bulges, muscle spasms, impingement), settled while motion for Summary Judgment was pending for $5,000.

- Adjudicated traffic tickets an appeared in Traffic Court, supporting a substantial source of revenue for the Town while maintaining fairness and consistency, and updated the traffic-ticket review process.
- Provided valuable guidance to the Supervisor's Office regarding piggyback contracting and procurement.
- Protected the Town against Windstream's approximately $126,281 claim by reporting procurement and contract concerns to OGS and challenging Windstream's failure to properly preserve and substantiate its claim.
- Successfully defended a bid protest involving the $6 million Streetscaping and Streetlighting Improvements contract by demonstrating that NY Trenchless submitted an unbalanced bid, supporting its disqualification and the proper award went to Hinck Electrical Contractor, Inc.
- Collaborated with Procurement to establish the Town's position on tariff-related price increases and drafted guidance requiring vendors to provide clear, documented proof that specific goods were directly affected before any increase will be considered, with each request reviewed and approved on a case-by-case basis.
- Advancing a potential settlement with Altice valued at a minimum of approximately $150,000, with the possibility of a greater recovery.
- Avoiding litigation and potential public controversy involving the Northport Historical Society by resolving a $60,000 voter-authorized levy issue through an intermunicipal agreement.
- Negotiating a major software agreement with Harris Govern and securing numerous provisions advantageous to the Town.
- Successfully advancing two significant LEED-related amendments to the Town Code.
- Provided comprehensive legal guidance regarding sewer connection requirements, hardship waivers, and financial responsibility.
- Implemented the BENCOR 401 (a) Special Pay Plan, creating tax savings for both the Town and eligible employees.
- Supported the completion and implementation of numerous Suffolk County grants and Jumpstart projects.
- Provided ongoing legal analysis and guidance to the Town Assessor's Office including but not limited to VA Tax Exemptions, Firefighter Exemption, PILOT programs, and various sewer and water rate issues.
- Obtained a critical procurement extension that permitted the Town to proceed with the purchase of three HART buses.
- Improved coordination among Legal, Information Technology, Insurance, and Procurement regarding cybersecurity and contractual risk.
- Provided ongoing legal support to the Dix Hills Water District.
- Clarified that the Dix Hills Water District is a Town-operated special district and that the Town Board serves as its governing body and Board of Water Commissioners. In that capacity, the Town may establish and collect water rates, bill customers directly, and use those revenues to operate and maintain the district. Accordingly, the Dix Hills Water District may collect these fees directly rather than having them collected through the Receiver of Taxes.
- Currently negotiating a $15.3 million energy performance contract with Siemens.

Town Attorney

James Edward Gathman, Jr., Town Attorney

- Lombardo v. Revive Nail – multiple party lawsuit- case settled for $70,000 with the Town contributing only $2,500.
- Fasano v. Western Suffolk Boces and Dix Hills Water District- case settled with Boces with no contribution from the Town.
- Guardi v. TOH – case settled with co-defendant with no contribution from the Town.
- Andrea Jauregui v. TOH – case tendered to the carrier for Dietz for defense and indemnification after much significant effort.
- Lemieux v. TOH, The Landtek Group – we were able to get the case defended by the insurance carrier for Landtek.
- John Ehrlich v. TOH- case settled just after Answer interposed with no contribution from the Town.
- Charlie Kessler v. TOH – difficult case settled pre-lawsuit with no contribution from the Town.
- Geico/Sazzad v. TOH – property damage claim settled for 60% of original offer.

♦ 2027 Goals:

The Town Attorney's Office has established certain goals that are in the process of being implemented. They include, but are not limited to:

- Continue oversight over Traffic Violations Bureau so as to reduce defaults and unpaid fines and surcharges.
- Continue to draft legislation to amend the Town Code to maintain the quality of life for residents, and actively address code changes that are needed.
- Continue to concentrate efforts on blighted and vacant properties in the Town, where the need exists, and work to have the blight removed so that they are repurposed as beneficial additions to the local community.
- Conduct general review of the Town Code to ensure that laws have sufficient clarity and specificity.
- Review the Zoning Code to consider uses that are not currently contemplated.
- Continue revisions to Town of Huntington Policy & Procedure Manual.
- Closely monitor all matters being handled by outside counsel to ensure competent representation and value for the Town and taxpayers.
- Continue to effectively manage the BAA.
- Increase collaboration with the Purchasing, Building and Engineering Departments when preparing RFP.
- Continue to support oversight of special events and work with the Town Board to successfully implement such events.
- Continue to manage the insurance program to limit loss of exposure.
- Continue to oversee subrogation claims and collecting from insurers to reimburse the Town for payments made to claimants.
- Continue to prepare summary judgment motions in personal injury and property damage claims.
- Streamline interaction with the Highway Department to efficiently handle resident concerns.
- Continue oversight of grant applications

Town Attorney

James Edward Gathman, Jr., Town Attorney

♦ Performance Measures:

The performance measures that will be used to measure progression towards departmental goals are as follows:

- Track the number of amendments to the Town Code made each year:

	2025	As of 6/30/2026
Number of Amendments (adopted)	29	23

- Track and monitor litigation, summonses, and contracts:

Litigation: Number of Negligence Claims filed (exclusive of Article 78, Declaratory Judgment Actions, etc.)	2025	As of 6/30/2026
Parking Summons - Prosecuted / Processed	13,283	5,862
Criminal Summons – Prosecuted / Processed	18	14
Contracts – Negotiated / Drafted	468	293
Cases sent to the Bureau of Administrative Adjudication	919	344

Town Attorney

James Edward Gathman, Jr., Town Attorney

	Fund/ Division	2025 Actual	2026 Modified Budget	2026 Projected	2027 Budget
Expenses					
Town Attorney	A1420	$ 2,683,592	$ 2,866,137	$ 2,875,587	$ 3,307,200
Judgements and Claims	A1930	1,806,181	950,000	950,000	1,100,000
Town Attorney	B1420	43,107	48,060	48,060	54,000
Total Expenses		**$ 4,532,880**	**$ 3,864,197**	**$ 3,873,647**	**$ 4,461,200**
Revenues					
Town Attorney Fees	A1265	$ 50,000	$ 50,000	$ 48,500	$ 50,000
Film Permits	A2592	33,700	60,000	11,000	30,000
Sale of Property	A2660	3,800	-	-	-
Total Revenues		**$ 87,500**	**$ 110,000**	**$ 59,500**	**$ 80,000**
Net Department Costs		**$ 4,445,380**	**$ 3,754,197**	**$ 3,814,147**	**$ 4,381,200**

Authorized Positions	Fund/ Division	2025 Actual	2026 Modified Budget	2026 Actual	2027 Budget
Town Attorney	A1420	9	13	11	13
Department Total		**9**	**13**	**11**	**13**

Town Attorney

James Edward Gathman, Jr., Town Attorney

	2025 Actual	2026 Modified Budget	2026 Projected	2027 Budget
Expenses				
Salary and Wages	$ 1,400,701	$ 1,679,867	$ 1,726,317	$ 1,824,200
Employee Benefits and Taxes	104,397	139,330	139,330	141,000
Contractual Costs, Materials & Supplies	3,027,782	2,043,000	2,008,000	2,493,000
Fixed Assets	-	2,000	-	3,000
Total Expenses	**$ 4,532,880**	**$ 3,864,197**	**$ 3,873,647**	**$ 4,461,200**
Revenues				
Departmental Income	$ 50,000	$ 50,000	$ 48,500	$ 50,000
Licenses and Permits	33,700	60,000	11,000	30,000
Sale of Property/Compensation for Loss	3,800	-	-	-
Total Revenues	**$ 87,500**	**$ 110,000**	**$ 59,500**	**$ 80,000**
Net Cost	**$ 4,445,380**	**$ 3,754,197**	**$ 3,814,147**	**$ 4,381,200**

Town Clerk

Andrew P. Raia, Town Clerk

♦ Departmental Mission:

The core mission of the Town Clerk's office is to provide reliable, efficient, and personalized service to all who require our assistance. The Town Clerk serves as Clerk to the Huntington Town Board, Registrar of Vital Statistics, Records Management Officer, Licensing Agent for New York State and the Town, Commissioner of Special Elections within the Town, and the Town's Marriage Officer. Collectively, the department issues tens of thousands of permits, licenses, and certified records and assists thousands of Town residents and non-residents each year.

The office also works closely with most other departments within Town Hall, as many of the permits/licenses we issue require coordination with, and impact the operations of, other Town offices.

Additionally, due to the broad nature of the subject matter handled by this department, the Town Clerk's office has always been viewed as a dependable partner in providing members of the public with accurate and reliable information to help address their needs.

♦ Legal Authority:

The Town Clerk's office operates under dozens of Chapters of New York State law and the Huntington Town Code.

The many responsibilities delegated by the state derive from sections of New York State Town Law; Public Health Law; Municipal Home Rule Law; Domestic Relations Law; Public Officers Law; Vehicle and Traffic Law; General Municipal Law; General Business Law; Arts and Cultural Affairs Law; Alcoholic Beverage Control Law; Environmental Conservation Law; Agriculture and Markets Law; Civil Practice Law and Rules; Civil Service Law; and Local Finance Law, among others.

Additionally, the Town Clerk's office is assigned the responsibility of issuing numerous Town permits/licenses via Chapters 64A, 91, 92, 96, 98, 115, 117, 130, 132, 137, 141, 149, 150, 166, 169, 180, and 183 of the Huntington Town Code. As the Code is amended continuously throughout each year, these changes can add to/increase the volume of permits and licenses this office issues.

Further, pursuant to NYS Public Officers Law and Town Board directive, the Town Clerk processes requests submitted under the Freedom of Information Law (FOIL). While FOIL requests are submitted to every department, this office receives a particularly large volume of these each year.

♦ Operating Environment:

General Operations/Licensing Agent:

As the Town's Licensing Agent, the Town Clerk's office issues many different permits/licenses on behalf of both New York State and the Town of Huntington. Everyday examples include marriage licenses, commuter parking permits, disability parking permits, dog licenses, and shellfish permits, among others. Numerous requests/questions pertaining to these are received daily, and the department interacts directly with members of the public each day. In addition to providing in-person assistance,

staff members assist individuals via phone, email, mail, and facsimile. As the office handles a wide range of topics, a thorough knowledge of relevant laws and regulations at both the state and local levels is essential.

Records Management Program:

New York State mandates that each Town implement and maintain a Records Management Program for the storage, preservation, and protection of the municipality's records. The Town Clerk, by state statute, is designated the Town's Records Management Officer. To assist in these responsibilities, the state issues a Records Retention schedule for the Town to follow. The schedule previously utilized was entitled "MU-1"; however, this was superseded in 2020 by the current "LGS-1" schedule. In addition to updating the lengths of time particular records must be kept, LGS-1 consolidated and/or eliminated certain categories of records contained in the MU-1 schedule.

Inevitably, the lack of physical storage space has reached an inflection point, and efforts to store records electronically continue to be pursued. Town Board Resolution 2019-665 was adopted unanimously by the Huntington Town Board on December 17, 2019, authorizing this policy. The services of the Town's Department of Information Technology (IT) have been instrumental in the initial phases of this endeavor.

Indeed, the original database which tracked the location and retention periods of all records was created in 1987, and as time progressed, the system's ability to adapt to the times has not. With the assistance of IT, a migration of this data into the records depository Laserfiche was undertaken in 2022, and efforts to fine-tune this project continue to the present day. Currently, all records generated through the online permitting program OpenGov are automatically deposited into Laserfiche as electronic records, obviating the need to retain them as paper records.

Archives:

The Town's Archives serves as a "crown jewel" within Town Hall, and it attracts many visitors and groups interested in taking a tour. Additionally, several exhibits are established throughout the year that focus on a particular aspect of the Town's history and development. It is through these initiatives that the public can educate itself on the storied history of this Town and the surrounding areas. Further, the Archives participates in many historical events throughout the Town, in conjunction with the Town Historian and local historical organizations.

Research requests are continuously received, and from June 2025 through June 2026, we received 1,101 such requests by email/phone. So effective has our Outreach Program been, that it is used as a model by the New York State Department of Education for other municipalities to emulate. Moreover, our "Guide to the Archival Records and Manuscripts of the Town of Huntington" is used in workshops given by the NYS Archives across the entire state.

Town Clerk

Andrew P. Raia, Town Clerk

Clerk to the Town Board:

The Town Clerk is assigned this responsibility by virtue of New York State Town Law, Section 30. In this capacity, the Town Clerk must attend all meetings of Huntington's Town Board, Board of Trustees, and Coastal Erosion Hazard Board of Review and keep a complete and accurate record of these proceedings. This entails preparing meeting agendas, finalizing resolutions, filing local laws with the NYS Secretary of State, overseeing the compilation of verbatim meeting minutes, and preserving written comments submitted by the public in connection with all Public Hearings. Additional Town Board duties are assigned to the Town Clerk through NYS Municipal Home Rule Law, other sections of NYS Town Law, and provisions of the Suffolk County Code and the Huntington Town Code. In short, the Town Clerk's office plays a vital function before, during, and after each of these meetings.

Registrar of Vital Statistics:

New York State Public Health Law §4120 designates every city, town, and village as a "primary registration district," meaning that each municipality is responsible for registering all births and deaths which occur within its boundaries. In tandem, the law mandates that each of these districts appoint a Registrar of Vital Statistics to oversee this process, and the Town Clerk has been designated as Huntington's Registrar (as well as the Registrar for the Villages of Asharoken, Huntington Bay, and Lloyd Harbor).

Given that our Town has a hospital in it, as well as a number of hospice/assisted living facilities, we have a large number of births and deaths which occur. Every infant born within the Town of Huntington has their birth certificate filed with this office, and the same applies to death certificates of those who pass away within the Town. The only exceptions are births/deaths which occur within the Village of Northport or at the United States Department of Veterans Affairs facility on Middleville Road. As hospitals in neighboring municipalities continue to close/limit the operations of their maternity wards, the number of births continues to increase at Huntington Hospital. A recent uptick in surrogacy births has added a new dimension to these responsibilities. This department also keeps records of all homebirths, as well as all Acknowledgements of Parentage which are filed. Additionally, corrections for certain errors on birth and death certificates are processed here.

Further, before an individual who passes away in the Town of Huntington can be laid to rest, a burial/transit permit must be issued by this office. Previously, the process of signing/registering death certificates and issuing burial permits was done entirely on paper, requiring the physical signature of the attending physician, funeral director, and registrar. Beginning in 2017, and assuming full force and effect in 2020, all deaths must be registered electronically into the state-run Database of Vital Events (DAVE), formerly known as EDRS. This electronic system allows for a much quicker, more reliable, and more efficient process, as all parties can complete their portion remotely.

Moreover, the Town Clerk's office must process all requests for certified copies of birth, death, and marriage transcripts. These requests are mainly submitted by individuals, government agencies, funeral homes, and legal offices. The process of issuing these documents is governed by New York State law and rules and regulations promulgated by the New York State Department of Health.

Town Clerk

Andrew P. Raia, Town Clerk

♦ Workload Indicators:

Registrar and Licensing Agent:

Through the first six months of 2026, the department issued over 1,000 various licenses, nearly 10,000 permits, and more than 13,000 birth, death, and marriage transcripts. Such licenses and permits include Commuter Parking Permits, Disability Parking Permits, Dog Licenses, Bingo and Games of Chance Licenses, Carter Licenses, Marriage Licenses, Shellfish Permits, Landscaping Licenses, Collateral Loan Broker Licenses, One-Day Marriage Officiant Licenses, and Taxi, Peddler, and Tow Truck Licenses.

Town Board Meetings and Administration:

This reflects operations pertaining to the Town Board, Board of Trustees, and Coastal Erosion Hazard Board of Review meetings. Said operations include the filing of Local Laws with the New York State Secretary of State, publication of legal notices in the Town's official newspapers, processing of Change of Zone Applications, and certification of documentation relating to financial bonds, among other responsibilities. The department also prepares and finalizes meeting agendas, and once resolutions are passed by the Board(s), they are "conformed" by this office, distributed to the proper authorities, and posted on the Town's website.

In addition to the above, the Town Clerk oversees purchasing Town Code books, Zoning Code books, verbatim transcripts of meeting minutes, and miscellaneous expenses associated with supplies and organization. The chart contained in the "Performance Measures" section (further below) provides an itemized description.

Records Management Center:

Between June 21, 2025, and June 22, 2026, 2,191 boxes were moved to and from the Records Center, 981 boxes were destroyed in accordance with the LGS-1 Records Retention Schedule, 3,048 retrievals and deposits were made, and 1,194 searches were performed for the various departments within Town Hall. The Archives also saw 25 boxes of permanent records added to its files and 1,101 research requests submitted.

♦ 2026 Achievements:

- Successfully placed over a dozen of our permit types online for residents to purchase, including dog licenses, shellfish permits, sound permits, peddler permits, landscaping licenses, taxi licenses, tow truck licenses, change of zone applications, and sporting licenses.
- Working with the Department of Public Safety and Department of Information Technology, our office has developed a new commuter parking permit module which will allow residents to apply for these permits online. Additionally, we have phased out physical parking stickers entirely while transitioning to this electronic permitting system. Online transactions have already been occurring.
- An exhibit entitled "George Washington's visit to Long Island in 1790 and the Culper Spy Ring" was opened in February of 2026 on all three floors of Huntington Town Hall. On display are documents and objects dating back to the American Revolution such as the 1774 Declaration of

Town Clerk

Andrew P. Raia, Town Clerk

Rights of the Town of Huntington, lists of individuals who took an oath of allegiance to the British King, and the statue of Nathan Hale, among others.

- The digital project using the web-based software "ContentDM" continues to offer worldwide access to a broad range of historical documents for education and research. The materials are scanned using a flatbed scanner which can generate bi-tonal images at 300 dpi in JPEG format. Due to the fragile state of our manuscripts, the Archivist oversees the scanning process to ensure proper handling of the manuscripts is exercised. To preserve the authenticity of the documents, the original spelling is observed in the transcriptions, which must be proofread by the Archivist, and the digital images reflect the physical condition of the records. Their digital images, therefore, show discolorations, heavy fold markings, and varying tones in the paper. Our most delicate materials are housed in clear Mylar sleeves which allow scanning without removal of the items. Although the presence of Mylar might be detected in the digital image, it does not take away from the quality. From June 2025 through June 2026, our digital collection has been accessed 2,081 times.
- Processed 25 boxes of permanent records, which were cataloged and placed in the Archives vault.
- To preserve the history of the wars in Iraq and Afghanistan and honor the service of its veterans, an oral history project has been initiated in conjunction with SUNY Old Westbury.

♦ 2027 Goals:

- Allow individuals to apply for/obtain online all permits and licenses our office issues, including commuter parking permits, marriage licenses, and disability parking permits.
- Successfully renew all 14,000+ permanent disability parking permits issued by this office by September 30, 2027. The New York State DMV mandates that all disability parking hangtags expire and be renewed. Our permanent hangtags are valid for 3-year cycles, with the current cycle ending on September 30, 2027. As such, all existing permits must be renewed prior to that date.
- Optimize the electronic records management ability of Laserfiche by working closely with the Town's IT Department.
- Continue the large-scale scanning of paper records into electronic format. To achieve this, the Town Clerk's office will continue working with a liaison from each department and assist in identifying records to be scanned. We will also explore procuring additional manpower and resources to increase scanning operations.
- Continue working with IT and the Town Attorney's office to acquire an improved agenda-management software system for the management of Town Board meetings.
- Consolidate the registration districts of all four villages located within the Town. So far, Huntington Bay and Asharoken have consolidated, with the Village of Lloyd Harbor and Village of Northport remaining. Once a village elects to consolidate its registrar responsibilities with the Town, the Suffolk County Legislature must approve, followed by the New York State Commissioner of Health.
- Host an "open house" in Town Hall which will allow members of the public to take a tour of the Town's archives. This will put our Town's history on display for all to see and provide a wonderful educational opportunity.
- Hire additional staff to help process permanent records in the Archives, assist in the planning of exhibits, and undertake the digitization of our manuscripts.

Town Clerk

Andrew P. Raia, Town Clerk

- Continue to add to the New York State Department of Motor Vehicle Record Search (DIAL-IN) Account, which reviews driver licenses and vehicle registrations for applicants for various licenses/permits issued.

♦ Performance Measures :

Clerk to the Town Board- The following chart is a tally of the number of legal notices published in each paper for 2025 and the first six months of 2026, in addition to other work indicators:

	2025	Jan-June 2026
Zone Change Applications	9	0
Public Hearings	31	15
Notices of Enactment	23	9
Bonding Resolutions	16	29
Local Law Introductory Hearings	33	27
Local Law Enactments	29	23
Miscellaneous Legal Notices	23	11
Notices of Claim Received	129	106
Litigation Documents Received	82	30
Searches Performed	20	7

Registrar of Vital Statistics – The chart below provides an overview of the number of certificates/transcripts the department issues:

	2025	Jan-June 2026
Certificates of Live Birth	2225	980
Certified Transcripts of Birth	5,195	509
Birth Certificate Corrections/Amendments	149	35
Acknowledgments of Parentage	468	202
Certificates of Death/Burial Permits	25,568	12,196
Genealogy Requests	24	19
Marriage Licenses	1164	490
Certified Transcripts of Marriage	1183	459

Town Clerk

Andrew P. Raia, Town Clerk

	Fund/ Division	2025 Actual	2026 Modified Budget	2026 Projected	2027 Budget
Expenses					
Town Clerk	A1410	$ 911,009	$ 978,759	$ 954,759	$ 994,150
Town Clerk Record Center	A1411	120,059	99,620	95,000	95,500
Town Board Meetings & Admin	A1412	50,323	85,500	60,000	65,000
Commuter Parking	A1415	95,029	113,544	113,044	119,500
Registrar of Vital Statistics	B4020	113,682	167,061	167,061	174,925
Total Expenses		**$ 1,290,102**	**$ 1,444,484**	**$ 1,389,864**	**$ 1,449,075**
Revenues					
Clerk Fees	A1255	$ 482,070	$ 350,000	$ 350,000	$ 250,000
Town Clerk-Publication Fees	A1257	1,477	3,000	1,400	3,000
Bingo Licenses	A2540	35,477	20,000	26,000	26,000
Dog Licenses	A2544	4,778	10,000	4,000	10,000
Licenses, Other	A2545	3,645	9,000	3,600	9,000
Parking Permits	A2556	856,050	970,297	800,000	850,000
Clerk Fees	B1255	16,600	100,000	10,000	50,000
Registrar Fees	B1601	308,320	250,000	250,000	250,000
Total Revenues		**$ 1,708,417**	**$ 1,712,297**	**$ 1,445,000**	**$ 1,448,000**
Net Department Costs		**$ (418,315)**	**$ (267,813)**	**$ (55,136)**	**$ 1,075**

Authorized Positions	Fund/ Division	2025 Actual	2026 Modified Budget	2026 Actual	2027 Budget
Town Clerk	A1410	11	12	11	12
Town Clerk Record Center	A1411	0	0	0	0
Town Board Meetings & Admin	A1412	0	0	0	0
Commuter Parking	A1415	2	2	2	2
Registrar of Vital Statistics	B4020	2	2	2	2
Department Total		**15**	**16**	**15**	**16**

Town Clerk

Andrew P. Raia, Town Clerk

	2025 Actual	2026 Modified Budget	2026 Projected	2027 Budget
Expenses				
Salary and Wages	$ 1,148,251	$ 1,242,918	$ 1,217,418	$ 1,272,475
Employee Benefits and Taxes	85,306	95,966	95,846	96,000
Contractual Costs, Materials & Supplies	56,545	105,600	76,600	80,600
Total Expenses	**$ 1,290,102**	**$ 1,444,484**	**$ 1,389,864**	**$ 1,449,075**
Revenues				
Departmental Income	$ 808,467	$ 703,000	$ 611,400	$ 553,000
Licenses and Permits	899,950	1,009,297	833,600	895,000
Total Revenues	**$ 1,708,417**	**$ 1,712,297**	**$ 1,445,000**	**$ 1,448,000**
Net Costs	**$ (418,315)**	**$ (267,813)**	**$ (55,136)**	**$ 1,075**
Net Cost by Fund				
General Fund	$ (207,077)	$ (84,874)	$ 37,803	$ 126,150
Part Town	(211,238)	(182,939)	(92,939)	(125,075)
Total Net Cost	**$ (418,315)**	**$ (267,813)**	**$ (55,136)**	**$ 1,075**



Town Council

Town Board Members: Dr. Dave Bennardo, Jennifer Hebert, Brooke A. Lupinacci, Theresa Mari

♦ Departmental Mission:

The Town Board is the policy-making body of the Town and consists of four members, and the Town Supervisor is elected by the Town of Huntington residents. The Town Board's mission is to provide leadership and set policy in order to deliver effective and efficient public services. The Town Board is committed to ensuring that the Town of Huntington is an outstanding Town to live in, work in, and visit.

♦ Legal Authority:

Article 3 Section 20 of Town Law of the State of New York; Town Law, Section 20.

♦ Operating Environment:

The Town Board is the legislative and executive body of the Town and consists of four members and the Town Supervisor elected by the Town of Huntington residents. Town Board members are elected to four-year terms. The Town Board enacts local laws and ordinances, adopts the Town Budget, awards contracts, sets policies, and appoints department heads, deputy department heads, zoning board, planning board, and assessment review committee members. The Town Board provides oversight of the Town government.

♦ 2026 Achievements:

The Town Board's 2026 significant achievements include:

- Continued restoration of blighted properties throughout the Town of Huntington.

♦ 2027 Goals:

The Department's 2027 goals include the following:

- Promote economic development in Huntington.
- Enhance land use policies that meet community needs and expectations.
- Enact legislation to enhance the welfare of the Town.
- Support the Town's essential infrastructure projects necessary to provide Town services.

♦ Performance Measures :

The performance measures that will be used to measure progression toward departmental goals are as follows:

	2023	2024	2025	2026 As of 6/30
Restoration of Blighted Properties	33	29	33	6
Local laws enacted	35	56	30	22



Town Council

Town Board Members: Dr. Dave Bennardo, Jennifer Hebert, Brooke A. Lupinacci, Theresa Mari

	Fund/ Division	2025 Actual	2026 Modified Budget	2026 Projected	2027 Budget
Expenses					
Town Board	A1010	$ 407,026	$ 663,045	$ 659,595	$ 827,510
Constituent Services	A1225	349,537	468,130	469,836	351,500
Total Expenditures		**$ 756,563**	**$ 1,131,175**	**$ 1,129,431**	**$ 1,179,010**
Net Department Costs		**$ 756,563**	**$ 1,131,175**	**$ 1,129,431**	**$ 1,179,010**

Authorized Positions	Fund/ Division	2025 Actual	2026 Modified Budget	2026 Actual	2027 Budget
Town Board	A1010	4	4	8	8
Constituent Services	A1225	3	8	1	4
Department Total		**7**	**12**	**9**	**12**

	2025 Actual	2026 Modified Budget	2026 Projected	2027 Budget
Expenses				
Salary and Wages	$ 704,445	$ 1,051,308	$ 1,055,914	$ 1,092,160
Employee Benefits and Taxes	52,030	76,017	73,017	80,000
Contractual Costs, Materials & Supplies	86	3,850	500	6,850
Total Expenditures	**$ 756,561**	**$ 1,131,175**	**$ 1,129,431**	**$ 1,179,010**
Net Cost	**$ 756,561**	**$ 1,131,175**	**$ 1,129,431**	**$ 1,179,010**
Net Cost by Fund				
General Fund	$ 756,561	$ 1,131,175	$ 1,129,431	$ 1,179,010
Total Net Cost	**$ 756,561**	**$ 1,131,175**	**$ 1,129,431**	**$ 1,179,010**

Town Supervisor

Edmund J. Smyth, Town Supervisor

♦ Departmental Mission:

The mission of the Town Supervisor is to provide leadership and direction to the Town Board and employees, facilitate the implementation of Town Board priorities, manage the Town's functions to ensure the delivery of cost-effective, customer-responsive public services, and assist residents in achieving the Town's mission.

♦ Legal Authority:

Town Supervisor: Article 3 Section 20 of Town Law of the State of New York; Town Law, Sections 20.
Youth Bureau: Article 19A & 19H of New York State Executive Law; Local Law 5-1988, Chapters 63-10 and 63-11; NYS Mental Hygiene Law Articles 19, 23 and 25; PL 93-415 (Title V), USC 5601, PL 98-473 Juvenile Justice Delinquency Prevention Act; Section 516 Public Service Act and Section 517 PL as amended by PL 100-690, PL 102-321.
Town Historian: NYS Arts and Cultural Affairs Law, Section 57.13.

♦ Operating Environment:

The Town Supervisor is a Town Board member, the Chief Executive Officer, Chief Financial Officer, and the head of the administrative branch of Town government responsible to lead, administer, and manage the day-to-day operations of the Town's nineteen departments and oversee its finances. The Supervisor's Office manages the Town's Personnel Department, Civil Defense operation, and Public Information functions. The Youth Bureau and Town Historian are a direct report to the Town Supervisor. The Town Supervisor is independently elected to a four-year term and chairs the meetings of the five-member Town Board, Board of Trustees, and the Community Development Agency (CDA).

♦ 2026 Achievements:

The Town Supervisor's significant 2026 achievements include, but are not limited to, the following:

- Fiscal Health:
  - Moody's Investors Services reaffirmed the Town's Aaa bond rating for the fifth consecutive year, an impressive fiscal milestone that allowed the Town to save taxpayers hundreds of thousands of dollars by refinancing outstanding bonds.
  - Each of the Town's 17 directors is credited for creating operational efficiencies, eliminating wasteful spending, keeping their departments as streamlined as possible, and reducing the employee headcount without reducing services to the public
  - For the 25th consecutive year, the Town has received a Certificate of Achievement from the national organization representing government finance professionals for transparency in financial reporting practices, the highest form of recognition in the area of governmental accounting and financial reporting, representing a significant accomplishment by a government and its management.

Town Supervisor

Edmund J. Smyth, Town Supervisor

- The Town achieved recognition as a leader in climate action and mitigation, earning Bronze certification status as a New York State Climate Smart Community (CSC), based on 33 actions in 9 categories for a total of 212 points.
- The Smyth administration continued the ongoing revitalization of Huntington Station, including renovation of the parking garage at the Huntington LIRR Train Station, and investing in additional video surveillance for the commuter parking garages to improve public safety.
- The Town invested in road and traffic safety, parks, waterfront facilities and other infrastructure to improve reliability and quality of life with a focus on in-house improvements to save taxpayer dollars and refurbishing vehicles and equipment to extend their useful lifespan.
- Under Highway Superintendent Andre Sorrentino, the Huntington Highway Department has been busy this past spring and summer resurfacing and repaving the damaged road surfaces throughout the Town. With over 860 miles of town roadways in our municipality, the Highway Department has been working diligently to target the areas in most need of attention in each hamlet of Huntington. They have paved a record number of road miles in 2026. More than doubling the previous record of lane miles. Over 110 lane miles. This includes using both outside contractors and inside staff.
- The Supervisor's Office reduced a position and moved grant administration under the Department

Maritime Services:

- Repaired docking at Mill Dam Marina due to ice from the harsh winter of 2025/2026.
- Successfully certified over 150 attendees with the NYS boating safety course.
- Installed new double rail fencing along New York Avenue at Halesite Marina and Harbormaster's office improving the street side landscape.
- Pursued enforcement of wetlands investigations.
- Updated all Harbormaster and launch personnel with Hazwoper, CPR and AED training.
- Harvested 500 feet of kelp lines and milled it to be distributed amongst residents.

Parks and Recreation:

In 2026 the Town of Huntington completed a series of major parks overhauls and improvements, most adding critical ADA Compliant structures, amenities, and surfaces.

- We completed park improvements at Commack and Verleye Parks for the community. The parks now have an ADA-compliant surface and playground equipment, adding to the Town's list of all-inclusive playgrounds.
- Secured funding for upgrades sound system and lighting at the Chapin Rainbow stage at Heckscher Park. Heckscher Park is the premier park in the town.
- This year the Town completed the upgrade at Otsego Park in Dix Hills by adding a turf infield to Fireman's field at the park. This completes the parks upgrades which now include an ADA-compliant playground, new pickleball courts, resurfaced tennis and basketball courts, and a new shade structure.
- This year, through the Town's Summer Arts Festival, Heckscher Park welcomed record crowds at the Town's 16 Summer Concerts and Family events. Tens of thousands enjoyed music of multiple genres each weekend of the summer.

Edmund J. Smyth, Town Supervisor

- Heckscher Park rolled out the red carpet for New York Knicks fans at the Town's first professional sports team watch party. Over 1,500 cheered on the NBA champions during game 3 of the NBA finals.

Cyber Technology:

- The Town will continue its priority investment in cyber security upgrades to protect constituent data, operations, and system reliability from security breaches and cyberattacks.

501(c)3 Fundraising:

- The Town raised over $100,000 for Senior Citizen and Youth services from the Huntington Human Services Institute's annual Summer Carnival at Breezy Park in Huntington Station.
- The Town raised over $5,000 in private donations for Give a Dog A Dream; the charity funds medically necessary surgeries, treatments, and behavior modification training for the Town's shelter dogs.

Highway Department:

- Upgraded and modernize the Department Street sweeper fleet by purchasing multiple new sweepers to replace aging units.
- Constructed a new 640-square-foot Command Center to serve as the central hub for emergency response operations and coordination during major events. This facility will also function as the Highway Department's primary conference and planning room, providing a dedicated space for meetings, briefings, and interdepartmental collaboration.
- Purchased two updated electronic message boards to enhance communication with the public by providing real-time notifications of road closures, detours, and other important traffic-related updates. These signs will improve public safety and transparency during highway operations and emergency events.
- Upgraded the Highway Department's permit system by implementing OpenGov, allowing residents to submit, track, and manage all permitting requests entirely online through a centralized digital portal. This modernization will streamline operations, improve transparency, and enhance the overall customer service experience for the public.
- Purchased new ride-on mowers to increase the speed and efficiency of grass cutting operations, particularly in sumps and roadway medians. These upgrades will support a revamp of our current grass cutting routes, allowing crews to complete maintenance faster and more effectively across the Town.
- The Highway Department implemented a proactive crack sealing program to preserve roads paved within the last 5 to 10 years. By sealing pavement cracks before water can infiltrate and cause deterioration, we are extending the service life of these roadways, reducing future maintenance costs, and protecting our infrastructure. This preventive maintenance initiative provides a significant long-term benefit to the Town's transportation network.
- Highway surpassed its 2025 paving totals, continuing our commitment to improving upon the previous year's accomplishments and delivering more roadway improvements for our residents each year.

Town Supervisor

Edmund J. Smyth, Town Supervisor

Public Safety:

The Department of Public Safety continues to embrace emerging technology to enhance public safety and operational efficiency. Mobile and vehicle-mounted license plate readers, along with handheld scanners, have streamlined workflows while providing officers with an additional layer of safety in the field.

- In partnership with the Suffolk County Police Department, the Department successfully provided security for major Town events, including the Holiday Festival, St. Patrick's Day Parade, and the Long Island Pride Parade and Festival—among the largest public gatherings on Long Island.
- The Passport mobile parking app continues to offer residents and visitors a convenient parking solution. Users can pay for parking in the Village and at Long Island Rail Road stations in East Northport, Greenlawn, Huntington Station, and Cold Spring Harbor without purchasing a commuter parking permit.
- Animal Control continues to provide exceptional care and rehabilitation for dogs awaiting adoption. The Division also remains committed to its successful Transfer Program, rescuing dogs at risk of euthanasia from local shelters and integrating them into the Town of Huntington's comprehensive socialization program to prepare them for permanent, loving homes.

Infrastructure:

The Town of Huntington will continue its ongoing efforts to improve and extend the Town's infrastructure.

- The New York State DRI project will continue for Huntington Station. This portion of the $10. Million downtown revitalization projects will improve the aesthetic street scape of Huntington Station and improve public safety.
- Further development of a Municipal Storm Sewer System (MS4) and GIS database to support town departments with compliance with federal, state, and local Clean Water Act reporting requirements. The Planning Department also took over the primary responsibilities for reporting to the NYSDEC our annual MS4 progress and implementing compliance programs. Planning Department is also the primary liaison with professional services vendors acquired to assist in our compliance efforts.
- The Local Waterfront Revitalization Program (LWRP) is an extension of the New York State's Coastal Management Program that reflects and addresses local issues and opportunities within the designated Waterfront Revitalization Area (WRA). An LWRP includes a detailed description of the condition of the WRA, policies to guide development within the WRA, proposed regulations supporting land and water uses within the WRA, proposed projects that will protect and enhance the uses within the WRA, and opportunities for public and private investment in the area. The Town will continue to draft sections of the Local Waterfront Revitalization Plan in cooperation with the NYS Department of State.

Town Supervisor

Edmund J. Smyth, Town Supervisor

♦ 2027 Goals:

The Town Supervisor's 2027 goals include the following:

- Maintain the Town's strong financial position.
- Preserve the suburban integrity of the Town and prevent land-use abuse, which negatively impacts the quality of life and overburdens our infrastructure.
- Revitalize Huntington Station, including new turf fields at Breezy Park through a grant from NYS Assembly Speaker Carl Heastie and NYS Assemblyman Steve Stern.
- In 2027, we plan to continue to improve Town Parks and adding ADA compliance where appropriate. Town Parks to be included in 2027 are:
    - William Byrne Park
    - Columbia Street Park
    - Koster Park
- The Town also plans to continue the upgrade of the lights & sound system at Chapin Rainbow Stage at Heckscher Park.
- Continue to preserve open space and invest in park improvements, including the pursuit of grants and intergovernmental partnerships to achieve these goals.
- Highway will implement a digital fleet management system to track preventive maintenance, repairs, parts inventory, and equipment history. Equip Highway mechanics with iPads to streamline work orders, improve efficiency, and provide real-time documentation
- Maintain the Town's leadership role in climate-smart initiatives as a Bronze-certified Climate Smart Community to increase the Town's energy efficiency and decrease its carbon footprint in the Town's quest to achieve Silver certification status.
- Improve maritime infrastructure in the Huntington Harbor Complex, specifically bulkheads and marinas, to revitalize our waterfront-driven economy.
- Maritime will assist the Department of Fish and Wildlife continue their comprehensive study of the Crab Meadow Watershed. The Department will continue to conduct various tests throughout the summer to measure water rise, fish and bird species along with patterns and aide with the topographical surveying to determine the overall health of the marsh.
- Continue to work on the completion of the Harbor Walk Project in Halesite.
- Continue a focus on recycling initiatives as part of a plan to address the solid waste disposal crisis.
- Renovations at the Town Animal Shelter will remain a top priority to ensure the facility complies with all applicable amendments to New York State Agricultural and Markets Law governing animal shelter operations.
- The Department of Public Safety will collaborate with the Department of Information Technology to strengthen their cyber-infrastructure, ensuring a secure, dedicated, and resilient framework capable of supporting critical public safety assets.
- The Town participated in the $10 Million-dollar New York State Downtown Revitalization Initiative (DRI) grant awarded by the State for the Huntington Station revitalization program, including the development of a "Safe Streets" plan for the area of sewer construction.
- Reviewed the first application in the new Melville Town Center and prepared the SEQRA review.

Town Supervisor

Edmund J. Smyth, Town Supervisor

Environment & Water Quality:

- In 2027, the town will continue to develop and implement programs and policies designed to protect and enhance the environment within the Town of Huntington as it relates to solid waste, liquid waste, and recycling. To develop policy and draft Town legislation pertaining to matters that protect or improve the quality of the environment or natural resources of the Town by providing programs that deal with solid and liquid waste and its effective treatment or disposal.
- The Town will continue to collect almost 4,500 tons of plastic, glass, and can recyclables, 5,800 tons of paper and corrugated cardboard, and 7,500 tons of yard waste each year.
- In 2020, NYS set maximum contaminant levels for perfluorooctanoic acid (PFOA), perfluorooctanesulfonic acid (PFOS), and 1,4-dioxane. The Town will continue work with our Water Districts to procure funds to combat water contaminants and improve filtration.
- The Dix Hills Water District will continue to strive to provide safe water in the quantities needed to meet the peak hour demands at a reasonable cost. They will also continue to conduct over 10,000 laboratory tests annually to verify the water is safe. This effort will include testing for new unregulated contaminants as part of the EPA's Safe Drinking Water Act.
- This investment will allow the water district to be ahead of the current and future treatment requirements of the State of New York.
- The overall goal is to deliver zero contaminants in the Town's water supply.
- The Town of Huntington has worked diligently to help improve water quality through various means.
- From working with the County and each water district, to taking an organic approach, every day the Town of Huntington is making a difference in our water quality.
- The out-of-the-box thinking and progressive approach of our Maritime Department are making the most sustainable, exciting impact. By establishing a sustainable oyster population and enhance marine habitat, the Town of Huntington is making strides in water quality that is getting international attention.
- From the Floating Upweller System (FLUPSY) to the growth and harvesting of Sugar Kelp and spat-on shells to create a network of spawner sanctuaries in closed waters to protect and grow sea life, Huntington's Maritime Department, in conjunction with REACH (Rotary Huntington Environmental Action Coalition of Huntington), is taking a leadership role in water quality initiatives.
- Each new initiative we take ensures clean, safe, reliable drinking water for our residents and beyond. These water quality programs are proven investments in the Town's water quality for today and, hopefully, long into the future. Each step, each new initiative we take.
- Energy efficiency and environmentally smart programs, reduce the Town's carbon footprint resulting in energy cost savings.

The Youth Bureau's 2027 Goals include the following:

- Provide community impact programs and services for youth as per contractual agreement.
- Develop new youth programs to meet the emerging needs of the community as per contractual agreement.
- Plan and implement youth development services and initiatives for youth as per contractual agreement.

Town Supervisor

Edmund J. Smyth, Town Supervisor

The Town Historian's 2027 Goals include the following:

- Research and write the text for the installation of one or more additional historical markers.
- Continue volunteer cemetery cleanup days and the restoration of grave markers in the Old Burying Ground.
- Continue to commemorate the 250th anniversary of the American Revolution.

♦ Performance Measures:

The performance measures that will be used to measure progression toward departmental goals are as follows:

- Monitor and track the number of community impact programs and track attendance:

Description	2025	2026 (Jan.-July 2026)	2027 (estimated)
# of community impact programs	97	87	75
Attendance at community impact programs	10,987	8,261	9,000

- Monitor and track the number of Youth Development programs and track attendance:

Description	2025	2026 (Jan.-July 2026)	2027 (estimated)
# of Youth Development programs	242	260	200
Attendance at Youth Development programs	2,572	3,000	2,000

- Monitor the number of overall youth services and programs offered and track attendance:

Description	2025	2026 (Jan.-July 2026)	2027 (estimated)
# of overall Youth Bureau programs	576	560	500
Attendance at Youth Bureau programs	19,876	13,224	18,000

Town Supervisor

Edmund J. Smyth, Town Supervisor

The performance measures for the Town Historian used to measure progress toward departmental goals are as follows:

	2024	2025	2026
New Markers Installed	4	5	3
Markers Repaired	0	20	10

Town Supervisor

Edmund J. Smyth, Town Supervisor

	Fund/ Division	2025 Actual	2026 Modified Budget	2026 Projected	2027 Budget
Expenses					
Supervisor	A1220	$ 944,078	$ 1,059,158	$ 1,054,954	$ 843,954
Personnel	A1430	525,117	555,316	538,566	562,281
Civil Defense	A3640	14,868	56,786	6,286	56,786
Drug & Alcohol	A4220	876,865	1,020,430	1,020,430	1,020,430
Public Information	A6410	-	88,825	3,825	116,000
Youth Program Administration	A7310	657,369	693,471	694,471	725,100
Joint Youth Program	A7320	2,826,366	3,322,908	3,322,908	3,383,602
Town Historian	A7510	55,716	90,008	75,008	75,770
Total Expenditures		**$ 5,900,379**	**$ 6,886,902**	**$ 6,716,448**	**$ 6,783,923**
Revenues					
State Aid Youth Services	A3821	482,052	722,470	700,000	671,282
County Aid Youth Services	A3831	320,302	361,988	361,988	344,957
Other Aid Youth Serices-Village	A3833	750	750	750	750
Total Revenues		**$ 803,104**	**$ 1,085,208**	**$ 1,062,738**	**$ 1,016,989**
Net Department Costs		**$ 5,097,275**	**$ 5,801,694**	**$ 5,653,710**	**$ 5,766,934**

Authorized Positions	Fund/ Division	2025 Actual	2026 Modified Budget	2026 Actual	2027 Budget
Supervisor	A1220	6	7	5	6
Personnel	A1430	5	5	4	5
Public Information	A6410	0	1	0	1
Youth Program Administration	A7310	6	7	7	7
Town Historian	A7510	1	1	1	1
Department Total		**18**	**21**	**17**	**20**

Town Supervisor

Edmund J. Smyth, Town Supervisor

	2025 Actual	2026 Modified Budget	2026 Projected	2027 Budget
Expenses				
Salary and Wages	$ 1,975,452	$ 2,130,084	$ 2,086,584	$ 2,068,604
Employee Benefits and Taxes	146,739	162,256	162,256	159,067
Contractual Costs, Materials & Supplies	3,778,188	4,583,562	4,467,608	4,545,252
Fixed Assets	-	11,000	-	11,000
	$ 5,900,379	**$ 6,886,902**	**$ 6,716,448**	**$ 6,783,923**
Revenues				
State Aid	$ 803,104	$ 1,085,208	$ 1,062,738	$ 1,016,989
Total Revenues	**$ 803,104**	**$ 1,085,208**	**$ 1,062,738**	**$ 1,016,989**
Net Cost	**$ 5,097,275**	**$ 5,801,694**	**$ 5,653,710**	**$ 5,766,934**
Net Cost by Fund				
General Fund	$ 5,097,275	$ 5,801,694	$ 5,653,710	$ 5,766,934
Total Net Cost	**$ 5,097,275**	**$ 5,801,694**	**$ 5,653,710**	**$ 5,766,934**

Transportation & Traffic Safety

Scott R. Spittal, PE, Director

♦ Departmental Mission:

The Transportation and Traffic Safety Department is comprised of three divisions. The mission of the department is to promote safe transportation and mobility services for the Town of Huntington residents. The HART Bus Division is responsible for administering and operating the Huntington Area Rapid Transit (HART) bus system that provides public transportation throughout the Town of Huntington. The Traffic Safety Division is responsible for the installation and maintenance of the town's traffic control devices, which includes traffic signals, stop signs, and pavement markings. The Street Lighting Division is charged with the safe and efficient operation and maintenance of the Town's streetlights. Effective administration of these divisions supports the Town's strategic goal of investing in the Town's assets and enhancing the long-term quality of life within the Town.

♦ Legal Authority:

The Town Board, via resolution #2007-713, created the Department of Transportation and Traffic Safety in December 2007. Chapter 65 establishes the Department and defines its powers and duties. Local Law No. 44-2007 amended Local Law No. 39-2007, amending the code of the Town of Huntington to add Chapter 65, Department of Transportation and Traffic Safety.

♦ Operating Environment :

Traffic Safety Division: The Traffic Safety Division currently responds to issues raised by town residents regarding traffic and traffic safety. Resolutions of these issues require traffic studies, field investigations and design. Traffic studies are performed to improve motorist and pedestrian safety. Typically, the studies include a review of crash data, collection of vehicle speed, volume, and classification data, and a field investigation of existing conditions, including signs and pavement markings. The purpose of the traffic study is to improve safety. This is accomplished by making improvements to traffic signals, installing regulatory and warning signs, pavement markings, and implementing various traffic calming measures.

Huntington Area Rapid Transit (HART) Bus System: HART operates and maintains thirty passenger vehicles used in the town's fixed-route and paratransit transportation services.

HART passenger transportation services include:

- Four regularly scheduled fixed routes for the general public.
- A town-wide American Disabilities Act (ADA) compliant paratransit program that provides both ADA-mandated and non-ADA services to disabled and/or elderly persons who are unable to utilize regularly scheduled bus routes.
- Various special event transportation services.
- Evacuation/emergency support services as needed.

The increase in the senior population in the Town will continue to necessitate the expansion of paratransit services in order for the Town to meet the demand and remain ADA compliant. HART also assists the

Transportation & Traffic Safety

Scott R. Spittal, PE, Director

Town's Division of Senior Citizens Services by delivering meals to those residents who qualify for the Home Delivered Meal program.

Street Lighting Division: The Street Lighting Division maintains approximately 20,000 streetlights within the Town of Huntington, including streetlights on Town, County, and New York State roadways. This division is also responsible for maintaining lighting in all municipal parking areas and garages. The division also reviews exterior lighting designs submitted with new commercial site plan applications.

♦ Workload Indicators:

The workload of the Department includes, but is not limited to:

Traffic Safety Division

- Installing new traffic control signals at various locations.
- Maintaining approximately 301 traffic control devices, including traffic signals, flashing signals, school speed zone flashing beacons, rectangular rapid flashing beacons, driver feedback signs, and fire/emergency preemption signals.
- Conducting traffic studies to help assess traffic calming, turning movement, and volume studies.
- Apply for grant funds from the Federal, State, and County levels of government.
- Review Town-wide traffic signs and pavement markings for compliance with the Federal MUTCD and State supplement and for traffic safety.
- Review site plan applications with an emphasis on motorized and non-motorized traffic and pedestrian flow conditions.

HART Bus System

- Provide approximately 51,300 vehicle hours per year of public transportation service.
- Supply approximately 42,300 rides to the public with regularly scheduled buses.
- Supply approximately 51,600 trips for the almost 3,000 disabled persons and senior residents currently registered for the paratransit program, their traveling companions, and personal care attendants.
- Due to the pandemic, the need for home-bound meals increased. HART delivered approximately 41,500 meals to homebound seniors in need.
- Maintain revenue and non-revenue vehicle fleet.

Street Lighting Division

- Maintain and repair defective streetlights, including underground wiring, throughout the Town of Huntington in an efficient and timely manner.
- Upgrade the Town of Huntington streetlights to more energy efficient LED fixtures.
- Identify and install new streetlights as necessary to maintain security and motorist and pedestrian safety.

Transportation & Traffic Safety

Scott R. Spittal, PE, Director

♦ 2026 Achievements:

Significant achievements made by the Department of Transportation and Traffic in 2026 include the following:

Traffic Safety Division:

- Design and upgrade traffic control devices at Broadway Avenue at Boulevard Avenue/Smith Street (Rebuild traffic signal), Broadway Avenue at Ann Street (New Rectangular Rapid Flashing Beacon), Broadway Avenue at Wyckoff Street (New Rectangular Rapid Flashing Beacon), Broadway Avenue at E Maple Road (New Rectangular Rapid Flashing Beacon), Broadway Avenue Southbound north of W Maple Road (New Permanent Driver Feedback Device), New York Avenue at Old South Path (Upgrade Traffic Signal), Old South Path at Altessa Boulevard (Upgrade Traffic Signal), New York Avenue at Rosewood Avenue (Upgrade Traffic Signal), and New York Avenue at East Lyons Street (Upgrade Traffic Signal) and Bagatelle Road at Wilmington Drive (Upgrade Traffic Signal)
- Continued maintenance of the GIS inventory system for Town-owned traffic control devices.
- Advance the effort with support from the IT Department to implement the Town's work order management system, Cartegraph, to maintain traffic signal and sign assets.
- Continued expanding the Speed Awareness and Enforcement Program that is a joint effort between the Town of Huntington Department of Transportation and Traffic Safety and the Suffolk Country Police Department (SCPD). The goal of this program is to make drivers aware of their speed by installing portable Driver Feedback Devices at locations, followed by enforcement by the SCPD. Driver Feedback Devices (DFDs) are placed at locations within the Town that have known speeding problems for approximately 2 weeks.
- Continued to upgrade traffic signals from incandescent to energy-saving LED fixtures.
- Purchase additional portable Driver Feedback Devices to expand the Speed Awareness Program.
- Install new generation of emergency vehicle preemption along select intersections of NYS Route 110 and at all locations where traffic signals have been upgraded with the most recent vehicle detection.

Huntington Area Rapid Transit (HART) Bus System:

- Continued to maintain the bus fleet in a state of good repair.
- Continued to evaluate the ridership using the fixed route service.
- Installed a fuel pump and underground tank to dispense regular gasoline at the HART Bus Facility.
- Utilized a new Scheduling GIS Software system to help assist our paratransit services.

Street Lighting Division:

- The Division is continuing to install energy-efficient LED fixtures to upgrade its inventory. By replacing old, inefficient high-pressure sodium and Induction streetlights with energy-efficient LED technology streetlights, the department has installed more than 3,000 energy-efficient LED fixtures throughout the Town of Huntington.
- We have continued to utilize a GIS inventory System to efficiently track our inventory of lighting fixtures and their locations. All updated LED fixtures are being imputed to GIS system.
- Installed new underground wiring in response to problem outages.

Transportation & Traffic Safety

Scott R. Spittal, PE, Director

♦ 2027 Goals:

The Department's 2027 goals include the following:

Traffic Safety Division:

- Design and upgrade traffic signals at the intersections of Old Country Road at Shaftsbury Lane, Old Country Road at Mount Misery Road, and Bagatelle Road at West Farm Drive.
- Upgrade traffic signals from incandescent to energy-saving LED fixtures.
- Expand the Town's work order management system Cartegraph to replace the current traffic sign management software.
- Purchase additional portable Driver Feedback Devices to expand the Speed Awareness Program.
- Continue to install the new generation of emergency vehicle preemption at all locations where traffic signals will be upgraded with the most recent vehicle detection.

Huntington Area Rapid Transit (HART):

- Purchase buses for fixed route and paratransit to expand the fleet and increase spare margin.
- Place newly designed HART Route Stop Signs along their designated stops.
- Award a contract to a new vendor to advertise on the HART Buses.
- Award a contract to a vendor to complete a system-wide route study.
- Continue to replace revenue vehicles.

Street Lighting Division:

- Continue to replace light fixtures with energy-efficient LED fixtures that are dark skies compliant. This will save electricity costs and reduce carbon footprint.
- Continue updating the Arc map to locate lighting locations, changes, and underground wire locations.
- Continue to respond to reports of damaged light poles and wiring to provide area lighting to residents.

Transportation & Traffic Safety

Scott R. Spittal, PE, Director

♦ Performance Measures :

The performance measures that will be used to measure progress toward departmental goals are as follows:

- Monitor and track the number of traffic improvements:

Description	2024	2025	2026 (estimated)
# Traffic Control Devices Installed or Upgraded	10	10	11

- Monitor and track the number of changes to Huntington Area Rapid Transit (HART) bus system routes in accordance with the recommendations made by the Modernization Study. This initiative was implemented in 2013 and will continue to be monitored.

- Monitor and track the number of riders using the HART bus system:

Description	2024	2025	2026 (estimated)
# Bus riders	95,508	93,928	95,000

- Track the number of buses placed in service:

Description	2024	2025	2026 (estimated)
# Buses in fleet	30	30	30

- Monitor and track the number of energy efficient fixtures:

Description	2024	2025	2026 (estimated)
Total Number of fixtures	20,922	20,922	20,922
# Energy Efficient fixtures	20,300	20,400	20,922

- Monitor and track the number of street light locations entered into the Town's GIS System:

Description	2024	2025	2026 (estimated)
Total Number of Streetlight locations	20,922	20,922	20,922
# Streetlight locations entered in GIS	20,922	20,922	20,922

Transportation & Traffic Safety

Scott R. Spittal, PE, Director

	Fund/ Division	2025 Actual	2026 Modified Budget	2026 Projected	2027 Budget
Expenses					
Bus Operations	A5630	$ 5,528,511	$ 5,340,869	$ 5,562,182	$ 5,684,837
Transportation & Traffic Safety	B3310	782,480	938,111	973,411	955,200
Townwide Street Lighting District	SL5182	2,454,997	3,006,662	3,017,662	3,063,412
Total Expenses		**$ 8,765,988**	**$ 9,285,642**	**$ 9,553,255**	**$ 9,703,449**
Revenues					
Bus Operations	A1750	$ 46,502	$ 100,000	$ 50,000	$ 50,000
Bus Shelter Advertising	A1751	53,415	100,000	50,000	50,000
Bus Operations-Paratransit	A1752	146,466	125,000	125,000	125,000
State Aid Bus Operations	A3594	791,395	812,500	791,395	812,500
County Aid Bus Operations	A3595	88,669	80,000	80,000	80,000
State Aid, Other Home & Comm	A3989	-	-	8,046	-
Federal Aid Bus Operations	A4594	600,000	300,000	300,000	300,000
Total Revenues		**$ 1,726,447**	**$ 1,517,500**	**$ 1,404,441**	**$ 1,417,500**
Net Department Costs		**$ 7,039,541**	**$ 7,768,142**	**$ 8,148,814**	**$ 8,285,949**

Authorized Positions	Fund/ Division	2025 Actual	2026 Modified Budget	2026 Actual	2027 Budget
Bus Operations	A5630	30	31	29	31
Transportation & Traffic Safety	B3310	4	4	5	5
Townwide Street Lighting District	SL5182	8	8	8	8
Department Total		**42**	**43**	**42**	**44**

Transportation & Traffic Safety

Scott R. Spittal, PE, Director

	2025 Actual	2026 Modified Budget	2026 Projected	2027 Budget
Expenses				
Salary and Wages	$ 5,337,230	$ 5,136,084	$ 5,374,284	$ 5,455,500
Employee Benefits and Taxes	408,840	377,623	377,623	416,000
Contractual Costs, Materials & Supplies	2,577,984	3,156,166	3,197,674	3,305,449
Fixed Assets	441,934	615,769	603,674	526,500
Total Expenses	**$ 8,765,988**	**$ 9,285,642**	**$ 9,553,255**	**$ 9,703,449**
Revenues				
Departmental Income	$ 246,383	$ 325,000	$ 225,000	$ 225,000
State Aid	880,064	892,500	879,441	892,500
Federal Aid	600,000	300,000	300,000	300,000
Total Revenues	**$ 1,726,447**	**$ 1,517,500**	**$ 1,404,441**	**$ 1,417,500**
Net Cost	**$ 7,039,541**	**$ 7,768,142**	**$ 8,148,814**	**$ 8,285,949**
Net Cost by Fund				
General Fund	$ 3,802,064	$ 3,823,369	$ 4,157,741	$ 4,267,337
Part Town	782,480	938,111	973,411	955,200
Street Lighting	2,454,997	3,006,662	3,017,662	3,063,412
Total Net Cost	**$ 7,039,541**	**$ 7,768,142**	**$ 8,148,814**	**$ 8,285,949**

Staffing

Town of Huntington

Historical Budgeted Positions

Org	Division	2025 Actual FTE	2026 Actual FTE	2026 Budget FTE	2027 Budget FTE
A-1010	Town Board	4	8	4	8
A-1110	Administrative Adjudication	1	1	1	1
A-1220	Supervisor	6	5	7	6
A-1225	Constituent Services	3	1	8	4
A-1315	Comptroller	9	10	11	11
A-1316	Payroll	3	3	3	3
A-1330	Receiver Of Taxes	6	7	8	8
A-1345	Purchasing	4	4	4	5
A-1355	Assessor	10	11	10	11
A-1356	Assessment Review Board	5	5	5	5
A-1357	Star Exemption	1	1	1	1
A-1410	Town Clerk	11	11	12	12
A-1415	Commuter Parking	2	2	2	2
A-1420	Town Attorney	9	11	13	13
A-1430	Personnel	5	4	5	5
A-1431	Union Representatives	3	3	3	3
A-1440	Town Engineer	7	8	9	9
A-1490	General Service Administration	6	5	6	6
A-1621	Building & Grounds Maintenance	78	81	79	81
A-1625	Vehicle Maintenance	6	8	6	8
A-1660	Central Store Room	3	2	3	2
A-1670	Copy Center	1	1	1	1
A-1680	Information Technology	17	18	18	20
A-3010	Public Safety	25	25	27	27
A-3120	Harbor And Waterways	6	6	6	6
A-3510	Animal Control	8	8	8	8
A-3621	Public Safety Code Enforcement	3	3	3	3
A-5010	Superintendent Of Highways	8	7	8	8
A-5630	Transportation	30	29	31	31
A-6410	Publicity	0	0	1	1
A-6772	Programs For The Aged	9	8	9	8
A-6773	Senior Citizens Day Care Center	3	3	5	3
A-6775	Nutrition Program Satellite	6	6	6	6
A-7020	Recreation Administration	9	9	9	9
A-7115	Dix Hills Park	3	3	4	3
A-7116	Dix Hills Park Maintenance	8	8	9	8
A-7181	Beaches	3	3	3	3
A-7182	Marinas	2	2	2	2
A-7183	Golf Course Maintenance	8	8	9	8
A-7310	Youth Program	6	7	7	7
A-7510	Town Historian	1	1	1	1
A-7620	Human Services & Citizen Affairs	5	5	6	6
A-8170	Resource Recovery	3	2	3	2
A-8565	Solid Waste Recycling	7	8	7	8
A-8790	Maritime Services	2	2	2	2
A-8793	Environmental Waste Management	2	2	4	4
	Total Fund A	**357**	**365**	**389**	**389**

Town of Huntington

Historical Budgeted Positions

Org	Division	2025 Actual FTE	2026 Actual FTE	2026 Budget FTE	2027 Budget FTE
B-1620	Building Inspector	23	21	25	21
B-3310	Transportation & Traffic Safety	4	5	4	5
B-3620	Fire Prevention	6	6	6	7
B-3621	Rental Registration	1	1	1	1
B-3622	Zoning & Building Inspections	12	11	12	11
B-4020	Registrar of Vital Statics	2	2	2	2
B-8010	Zoning Board	7	7	7	7
B-8020	Planning, Building, & Land Manage	15	15	15	15
B-8025	Planning Board	7	7	7	7
B-8036	Accessory Apartment	3	4	3	4
	Total Fund B	**80**	**79**	**82**	**80**
C-1950	Board of Trustees	1	1	1	0
	Total Fund C	**1**	**1**	**1**	**0**
DB-5110	Highway Repairs	122	130	127	130
DB-5130	Highway Machinery	14	15	14	15
DB-5142	Highway Snow	0	0	0	0
	Total Fund DB	**136**	**145**	**141**	**145**
SL-5182	Town Wide Street Lighting	8	8	8	8
	Total Fund SL	**8**	**8**	**8**	**8**
SR-8158	Consolidated Refuse	46	46	46	46
	Total Fund SR	**46**	**46**	**46**	**46**
SS1-8131	Sewer District	16	15	16	15
	Total Fund SS1	**16**	**15**	**16**	**15**
SS3-8133	Sewer Treatment Plant	2	3	2	3
	Total Fund SS3	**2**	**3**	**2**	**3**
SW1-8321	Dix Hills Water	14	12	14	13
	Total Fund SW1	**14**	**12**	**14**	**13**
	Grand Total	**660**	**674**	**699**	**699**

Town of Huntington
Full Time Salaries Schedule

Position/ Title	2026 FTE	2026 Budget	2027 FTE	2027 Budget
A-1010 Town Board				
Councilmember	4	$ 307,364	4	$ 307,364
Legislative Aide	0	0	4	430,000
DIVISION TOTALS:	**4**	**$ 307,364**	**8**	**$ 737,364**
A-1110 Administrative Adjudication				
Account Clerk	1	$ 50,289	1	$ 52,288
DIVISION TOTALS:	**1**	**$ 50,289**	**1**	**$ 52,288**
A-1220 Supervisor				
Citizens Advocate III	1	$ 100,768	1	$ 104,859
Citizens Advocate IV	1	128,685	0	0
Confidential Secretary	1	54,667	1	75,000
Deputy Supervisor	1	162,546	1	162,546
Director of Finance	1	156,000	1	156,000
Executive Assistant	1	102,500	1	102,500
Supervisor	1	162,903	1	162,903
Agenda - Stipend		10,000		10,000
DIVISION TOTALS:	**7**	**$ 878,069**	**6**	**$ 773,808**
A-1225 Constituent Services				
Citizen Advocate I	4	$ 247,845	2	$ 127,660
Citizen Advocate III	4	344,665	2	174,722
Legislative Secretary-Stipend		10,000		0
DIVISION TOTALS:	**8**	**$ 602,510**	**4**	**$ 302,382**
A-1315 Comptroller				
Account Clerk	1	$ 49,303	1	$ 62,040
Accountant	2	155,488	1	65,501
Accountant Trainee	0	0	1	66,134
Comptroller	1	100,000	1	152,000
Confidential Secretary	1	60,005	1	70,000
Deputy Director Audit & Control	0	0	1	125,000
Executive Assistant to the Comptroller	1	75,000	1	95,000
Principal Acountant	1	106,269	0	0
Principal Office Assistant	1	90,676	1	89,808
Senior Account Clerk	1	66,116	1	60,889
Senior Accountant	2	228,646	2	296,420
Town Deputy Director of Audit & Control-Stipend		13,910		0
DIVISION TOTALS:	**11**	**$ 945,413**	**11**	**$ 1,082,792**
A-1316 Payroll				
Budget Technician	1	$ 95,336	1	$ 94,296
Payroll Supervisor	1	98,442	1	97,440
Senior Account Clerk	1	61,432	1	63,912
DIVISION TOTALS:	**3**	**$ 255,210**	**3**	**$ 255,648**

Town of Huntington
Full Time Salaries Schedule

Position/ Title	2026 FTE	2026 Budget	2027 FTE	2027 Budget
A-1330 Receiver Of Taxes				
Account Clerk	1	$ 50,289	0	$ 0
Assistant to the Tax Receiver	1	87,935	1	87,070
Confidential Secretary	1	60,005	1	65,000
Deputy Receiver of Taxes	1	106,000	1	106,000
Receiver of Taxes	1	130,253	1	130,253
Senior Account Clerk	1	61,432	2	124,801
Senior Tax Cashier	1	67,760	1	67,091
Tax Cashier	1	47,028	1	49,875
DIVISION TOTALS:	**8**	**$ 610,702**	**8**	**$ 630,091**
A-1345 Purchasing				
Purchasing Technician	1	$ 62,886	1	$ 63,830
Senior Office Assistant	2	114,522	2	115,967
Senior Purchasing Agent	0	0	1	91,381
Town Purchasing Director	1	106,027	1	106,027
Shared Services Coordinator-Stipend		3,000		3,000
DIVISION TOTALS:	**4**	**$ 286,435**	**5**	**$ 380,205**
A-1355 Assessor				
Assessor	1	$ 135,150	1	$ 135,150
Assessment Assistant	3	269,241	4	359,323
Executive Assistant to Assessor	1	90,100	1	90,100
Office Assistant	2	94,760	1	49,903
Principal Office Assistant	0	0	1	65,386
Senior Office Assistant	3	165,196	3	166,292
DIVISION TOTALS:	**10**	**$ 754,447**	**11**	**$ 866,154**
A-1356 Assessment Review Board				
Assessment Review Board Member	3	$ 27,000	3	$ 27,000
Chairman Assessment Review Board	1	15,000	1	15,000
Vice Chairman Assessment Review Board	1	10,000	1	10,000
DIVISION TOTALS:	**5**	**$ 52,000**	**5**	**$ 52,000**
A-1357 Star Exemption				
Neighborhood Aide III	1	$ 76,496	1	$ 79,535
DIVISION TOTALS:	**1**	**$ 76,496**	**1**	**$ 79,535**
A-1410 Town Clerk				
Deputy Town Clerk	2	$ 212,000	2	$ 212,000
Executive Assistant	1	85,654	1	85,654
Office Assistant	4	186,242	4	191,836
Principal Office Assistant	1	71,032	1	73,822
Secretary to Town Clerk	1	65,500	1	65,500
Senior Account Clerk	1	61,432	1	63,912
Senior Office Assistant	1	53,723	1	55,891
Town Clerk *	1	112,911	1	112,911
DIVISION TOTALS:	**12**	**$ 848,494**	**12**	**$ 861,527**

* Receives stipend for Registrar of Vital Statistics in the amount of $17,341 for a total

Town of Huntington
Full Time Salaries Schedule

Position/ Title	2026 FTE	2026 Budget	2027 FTE	2027 Budget
A-1415 Commuter Parking				
Account Clerk	1	$ 50,289	1	$ 52,288
Senior Office Assistant	1	53,723	1	55,891
DIVISION TOTALS:	**2**	**$ 104,011**	**2**	**$ 108,180**
A-1420 Town Attorney				
Assistant Town Attorney	5	$ 527,906	5	$ 551,306
Confidential Secretary	1	50,000	1	75,000
Deputy Town Attorney	1	75,000	1	100,000
Legal Secretary	1	60,461	1	62,940
Paralegal Assistant	2	197,659	2	199,243
Principal Legal Secretary	0	0	1	84,863
Senior Legal Secretary	1	76,682	0	0
Senior Account Clerk	1	58,793	1	62,353
Town Attorney	1	135,000	1	135,000
Planning Board/Eospa counsel - Stipend		27,000		27,000
Secretary to Ethics Board - Stipend		5,000		5,000
DIVISION TOTALS:	**13**	**$ 1,213,502**	**13**	**$ 1,302,706**
A-1430 Personnel				
Administrative Assistant	1	$ 76,568	1	$ 79,665
Director of Labor Relations	1	117,500	1	100,000
Personnel Assistant	1	76,577	1	79,687
Senior Office Assistant	1	56,389	1	58,577
Senior Safety Officer	1	106,000	1	106,000
Grievance Officer - Stipend		6,500		6,500
DIVISION TOTALS:	**5**	**$ 439,535**	**5**	**$ 430,429**
A-1431 Union Representatives				
Union Liason - Blue Collar	1	$ 104,459	1	$ 106,548
Union Liason - Blue Collar Supervisory	1	119,335	1	121,721
Union Liason - White Collar	1	111,582	1	116,055
DIVISION TOTALS:	**3**	**$ 335,376**	**3**	**$ 344,325**
A-1440 Town Engineer				
Assistant Civil Engineer	0	$ 0	1	$ 88,527
Civil Engineer	2	494,732	1	151,390
Confidential Secretary	1	57,505	1	57,505
Energy Coordinator	1	96,835	1	100,726
Public Works Project Manager	1	120,122	1	124,856
Public Works Project Supervisor	1	93,930	1	97,723
Senior Office Assistant	2	115,663	2	120,244
Town Director of Engineering Services	1	100,000	1	155,000
Acting Deputy Director - Stipend		7,200		7,200
Building Permits Examiner - Stipend		20,000		20,000
DIVISION TOTALS:	**9**	**$ 1,105,987**	**9**	**$ 923,170**

Town of Huntington
Full Time Salaries Schedule

Position/ Title	2026 FTE	2026 Budget	2027 FTE	2027 Budget
A-1490 General Service Administration				
Confidential Secretary	1	$ 74,200	1	$ 74,200
Deputy Director of General Services	2	216,600	2	226,600
Executive Assistant	1	79,500	1	84,200
Senior Account Clerk	1	61,432	1	63,912
Town Director of General Services	1	127,200	1	135,000
DIVISION TOTALS:	**6**	**$ 558,932**	**6**	**$ 583,913**
A-1621 Building & Grounds Maintenance				
Auto Equipment Operator	6	$ 497,219	7	$ 548,836
Building Maintenance Supervisor	1	119,335	1	121,721
Construction Equipment Operator	1	100,966	2	199,033
Custodial Worker I	10	714,244	9	665,572
Custodial Worker III	2	197,126	2	201,069
Dispatcher	2	167,251	1	85,298
HEO I - Grade 11	1	87,118	1	74,417
HEO II - Grade 12	6	543,417	4	369,523
Laborer	16	1,149,222	21	1,522,943
Maintenance Mechanic I	3	245,738	2	155,893
Maintenance Mechanic II	0	0	2	164,559
Maintenance Mechanic III	13	1,246,645	12	1,141,459
Maintenance Mechanic IV	3	302,897	3	308,955
Park Maintenance Crew Leader I	1	98,563	0	0
Park Maintenance Crew Leader III	8	831,560	9	954,216
Park Maintenance Crew Leader IV	1	119,335	1	121,721
Town Maintenance Crew Leader II	1	55,436	1	103,300
Town Maintenance Crew Leader III	2	207,890	2	223,261
Town Parks Maintenance Supervisor	1	119,335	1	121,721
Tree Trimmer II	1	101,275	0	0
DIVISION TOTALS:	**79**	**$ 6,904,571**	**81**	**$ 7,083,498**
A-1625 Vehicle Maintenance				
Auto Mechanic I	0	$ 0	1	$ 88,860
Auto Mechanic III	4	390,223	4	353,845
Auto Mechanic Supervisor IV	2	208,651	3	316,124
DIVISION TOTALS:	**6**	**$ 598,874**	**8**	**$ 758,829**
A-1660 Central Store Room				
Driver Messenger	2	$ 126,501	1	$ 57,740
Driver Messenger I	1	59,209	1	61,506
DIVISION TOTALS:	**3**	**$ 185,710**	**2**	**$ 119,247**
A-1670 Copy Center				
Duplicating Machine Operator III	1	$ 78,487	1	$ 77,726
DIVISION TOTALS:	**1**	**$ 78,487**	**1**	**$ 77,726**

Town of Huntington
Full Time Salaries Schedule

Position/ Title	2026 FTE	2026 Budget	2027 FTE	2027 Budget
A-1680 Information Technology				
Audio Visual Production Manager	1	$ 89,896	1	$ 95,339
Audio Visual Production Specialist	1	83,550	1	75,107
Confidential Secretary	1	58,505	1	58,300
Cyber Security Analyst II	1	98,541	1	102,493
Executive Assistant	1	127,200	1	127,200
GIS Manager	1	141,807	1	137,080
GIS Technician II	1	92,650	1	82,930
GIS Technician III	1	93,728	1	97,526
IT Project Coordinator	1	135,119	1	140,540
Network & Systems Administrator	1	94,532	1	102,280
Network & Systems Coordinator	1	128,357	1	136,997
Network System Specialist I	1	77,709	1	80,765
Network System Specialist II	1	96,816	1	95,938
Network System Technician	1	71,144	3	220,652
Principle Programmer Analyst	1	108,749	1	113,070
Programmer Analyst	1	84,897	1	88,325
Senior Account Clerk	1	64,533	1	67,091
Senior System Analyst	1	83,748	1	87,070
Deputy Director of Information Technology - Stipend		1,000		1,000
Director of Information Technology - Stipend		33,999		33,999
DIVISION TOTALS:	**18**	**$ 1,766,480**	**20**	**$ 1,943,703**
A-3010 Public Safety				
Account Clerk	2	$ 101,804	2	$ 105,883
Confidential Secretary	1	50,479	1	75,000
Deputy Director	1	75,000	1	75,000
Director of Public Safety	1	127,200	1	127,200
Dispatcher	1	83,626	2	166,133
Executive Assistant	1	100,000	1	100,000
Park Ranger II	0	0	1	117,236
Parking Meter Repairer	1	104,459	1	106,548
Senior Town Public Safety Agent (S-4)	3	311,835	2	212,048
Senior Town Public Safety Agent (S-8)	2	238,669	2	243,442
Town Public Safety Agent	14	1,163,957	13	1,108,875
Bureau Chief - Stipend		27,880		7,500
Equal Opportunity Officer - Stipend		10,000		10,000
DIVISION TOTALS:	**27**	**$ 2,394,910**	**27**	**$ 2,454,867**
A-3120 Harbor And Waterways				
Harbormaster I	1	$ 97,556	1	$ 60,273
Harbormaster II	2	229,875	2	234,473
Harbormaster III	1	119,335	1	121,721
Office Assistant	1	61,510	1	63,998
Waterways Maintenance Mechanic II	1	90,569	1	92,381
DIVISION TOTALS:	**6**	**$ 598,845**	**6**	**$ 572,846**

Town of Huntington
Full Time Salaries Schedule

Position/ Title	2026 FTE	2026 Budget	2027 FTE	2027 Budget
A-3510 Animal Control				
Animal Control Officer I	3	$ 279,154	3	$ 311,552
Animal Control Officer II	1	111,198	1	113,422
Animal Shelter Supervisor	1	114,938	1	117,236
Kennel Attendant	3	250,877	3	255,894
DIVISION TOTALS:	**8**	**$ 756,167**	**8**	**$ 798,105**
A-3621 Public Safety Code Enforcement				
Ordinance Inspector	3	$ 268,813	3	$ 275,669
DIVISION TOTALS:	**3**	**$ 268,813**	**3**	**$ 275,669**
A-3640 Civil Defense				
Coordinator Emergency Response- Stipend		$ 7,000		$ 7,000
DIVISION TOTALS:	**0**	**$ 7,000**	**0**	**$ 7,000**
A-5010 Superintendent Of Highways				
Confidential Secretary	1	$ 60,000	1	$ 60,000
Deputy Superintendent of Highway	2	243,591	2	243,591
Office Assistant	1	46,795	0	0
Senior Account Clerk	2	127,548	2	140,966
Senior Office Assistant	1	75,593	2	148,609
Superintendent of Highway	1	139,969	1	139,969
DIVISION TOTALS:	**8**	**$ 693,496**	**8**	**$ 733,134**
A-5630 Transportation				
Auto Mechanic I	2	$ 161,730	0	$ 0
Auto Mechanic II	2	188,043	4	383,608
Auto Mechanic IV	1	101,275	0	0
Bus Driver	12	1,045,415	11	977,463
Bus Driver (Mini)	5	371,073	6	454,193
Bus Maintenance Supervisor	1	119,335	1	121,721
Custodial Worker I	1	74,215	1	75,699
Deputy Director of Transportation	1	75,000	1	100,000
Director of Transportation	1	150,000	1	100,000
Dispatcher	2	167,251	3	255,894
Dispatcher A	1	98,563	1	100,534
Public Transportation Operations Supervisor	1	119,335	1	121,721
Transportation Planner	1	79,640	1	82,884
DIVISION TOTALS:	**31**	**$ 2,750,873**	**31**	**$ 2,773,718**
A-6410 Publicity				
Public Information Officer	1	$ 50,000	1	$ 50,000
DIVISION TOTALS:	**1**	**$ 50,000**	**1**	**$ 50,000**

Town of Huntington
Full Time Salaries Schedule

Position/ Title	2026 FTE	2026 Budget	2027 FTE	2027 Budget
A-6772 Programs For The Aged				
Office Assistant	1	$ 49,166	1	$ 51,122
Senior Account Clerk	1	64,533	1	67,091
Senior Citizen Aide I	4	271,364	3	206,597
Senior Citizen Aide II	2	197,914	2	205,676
Senior Citizen Program Director	1	114,938	1	117,236
Women's Services Coordinator-Stipend		3,000		3,000
DIVISION TOTALS:	**9**	**$ 700,914**	**8**	**$ 650,723**
A-6773 Senior Citizens Day Care Center				
Adult Day Care Program Supervisor	1	$ 85,742	1	$ 84,934
Assistant Day Care Adult Supervisor	1	69,450	1	72,211
Office Assistant	1	48,202	0	0
Recreation Aide II	2	107,734	1	57,235
DIVISION TOTALS:	**5**	**$ 311,128**	**3**	**$ 214,379**
A-6775 Nutrition Program Satellite				
Assistant Cook	1	$ 61,400	1	$ 62,628
Cook	1	65,719	1	88,860
Food Service Worker	1	63,298	1	73,562
Neighborhood Aide II	1	70,099	1	72,820
Senior Citizen Center Manager	1	103,945	1	106,024
Senior Citizen Program Supervisor	1	77,698	1	80,835
DIVISION TOTALS:	**6**	**$ 442,159**	**6**	**$ 484,730**
A-7020 Recreation Administration				
Account Clerk Typist	1	$ 58,221	1	$ 57,712
Deputy Director of Parks & Recreation	1	106,000	1	106,000
Executive Assistant	1	84,200	1	79,500
Office Assistant	1	54,182	1	56,313
Recreation Aide III	1	90,584	1	94,225
Recreation Program Planner	1	56,389	1	58,577
Senior Account Clerk	1	69,735	1	72,190
Senior Stenographer	1	85,343	1	86,623
Town Director of Parks & Recreation	1	135,000	1	135,000
DIVISION TOTALS:	**9**	**$ 739,654**	**9**	**$ 746,139**
A-7115 Dix Hills Park				
Assistant Ice Rink Manager	2	$ 146,974	1	$ 75,699
Ice Rink Manager	1	107,376	1	109,524
Recreation Aide III	1	78,457	1	81,542
DIVISION TOTALS:	**4**	**$ 332,807**	**3**	**$ 266,765**

Town of Huntington
Full Time Salaries Schedule

Position/ Title	2026 FTE	2026 Budget	2027 FTE	2027 Budget
A-7116 Dix Hills Park Maintenance				
Auto Equipment Operator	1	$ 81,986	0	$ 0
HEO II - Grade 12	3	271,708	3	277,143
Laborer	2	132,306	2	140,966
Maintenance Mechanic II	2	181,139	2	161,394
Park Maintenance Crew Leader III	1	103,945	1	106,024
DIVISION TOTALS:	**9**	**$ 771,084**	**8**	**$ 685,527**
A-7181 Beaches				
Auto Equipment Operator	1	$ 83,626	1	$ 85,298
Laborer	2	152,621	2	155,673
DIVISION TOTALS:	**3**	**$ 236,246**	**3**	**$ 240,971**
A-7182 Marinas				
HEO II - Grade 12	1	$ 90,569	1	$ 92,381
Maintenance Mechanic III	1	94,021	1	95,902
DIVISION TOTALS:	**2**	**$ 184,591**	**2**	**$ 188,283**
A-7183 Golf Course Maintenance				
Auto Equipment Operator	1	$ 83,626	1	$ 85,298
Auto Mechanic III	1	97,556	1	99,507
Grounds Keeper III	2	224,606	2	214,102
Laborer	3	208,616	3	189,561
Maintenance Mechanic I	1	76,310	0	0
Maintenance Mechanic II	0	0	1	92,381
Park Maintenance Crew Leader I	1	98,563	0	0
DIVISION TOTALS:	**9**	**$ 789,277**	**8**	**$ 680,848**
A-7310 Youth Program				
Executive Director of Youth Bureau	1	$ 123,094	1	$ 128,020
Grants Technician	1	96,816	1	100,735
Senior Account Clerk Typist	1	67,760	1	70,446
Senior Office Assistant - Spanish Speaking	1	51,416	1	54,528
Youth Project Director	2	195,373	2	203,241
Youth Service Coordinator	1	93,930	1	97,723
DIVISION TOTALS:	**7**	**$ 628,389**	**7**	**$ 654,693**
A-7510 Town Historian				
Historian	1	$ 36,591	1	$ 36,591
DIVISION TOTALS:	**1**	**$ 36,591**	**1**	**$ 36,591**
A-7620 Human Services & Citizen Affairs				
Community Service Worker - Spanish Speaking	1	$ 62,968	1	$ 65,501
Confidential Secretary	1	68,900	1	68,900
Director of Human Services	1	132,500	1	132,500
Director of Minority Affairs	1	83,496	1	80,956
Executive Assistant	1	75,000	1	75,000
Senior Office Assistant - Spanish Speaking	1	53,723	1	54,528
DIVISION TOTALS:	**6**	**$ 476,587**	**6**	**$ 477,386**

Town of Huntington
Full Time Salaries Schedule

Position/ Title	2026 FTE	2026 Budget	2027 FTE	2027 Budget
A-8170 Resource Recovery				
Recycling Coordinator Aide	1	$ 71,144	1	$ 74,016
Sanitation Inspector I	1	90,475	0	0
Senior Environmental Analyst	1	84,897	1	95,339
DIVISION TOTALS:	**3**	**$ 246,516**	**2**	**$ 169,355**
A-8565 Solid Waste Recycling				
Dispatcher	1	$ 74,557	1	$ 85,298
Heavy Equipment Operator I	1	87,118	0	0
HEO II - Grade 12	3	271,708	4	369,523
Laborer	1	76,310	2	118,742
Recycling Operation Supervisor	1	107,376	1	109,524
DIVISION TOTALS:	**7**	**$ 617,069**	**8**	**$ 683,087**
A-8790 Maritime Services				
Deputy Director	1	$ 106,000	1	$ 132,000
Senior Account Clerk Typist	1	69,405	1	72,190
Interim Director of Maritime Services - Stipend		15,000		7,000
DIVISION TOTALS:	**2**	**$ 190,405**	**2**	**$ 211,189**
A-8793 Environmental Waste Management				
Confidential Secretary	1	$ 58,300	1	$ 63,000
Deputy Director of Waste Management	1	75,000	1	100,000
Director of Waste Management	1	155,000	1	155,000
Executive Assistant	1	57,505	1	75,000
DIVISION TOTALS:	**4**	**$ 345,805**	**4**	**$ 393,000**
FUND TOTALS:	**389**	**$ 33,528,220**	**389**	**$ 34,198,526**
B-1620 Building Inspector				
Account Clerk	1	$ 52,803	1	$ 54,938
Building Inspector	5	431,076	4	349,447
Building Permits Coordinator	1	141,807	1	143,934
Building Permits Examiner	3	198,091	2	135,685
Building Plans Examiner	6	578,368	6	596,638
Chief Building Inspector	1	138,993	0	0
Office Assistant	4	217,356	2	101,026
Plumbing Inspector	2	157,338	2	163,719
Senior Office Assistant	1	56,409	2	135,049
Senior Plumbing Inspector	1	96,085	1	95,161
DIVISION TOTALS:	**25**	**$ 2,068,326**	**21**	**$ 1,775,596**
B-3310 Transportation & Traffic Safety				
Executive Assistant	0	$ 0	1	$ 75,002
Senior Office Assistant	1	63,557	1	66,143
Traffic Engineer III	1	145,773	1	151,390
Traffic Technician I	1	73,997	1	75,107
Traffic Technician II	1	93,089	1	96,377
DIVISION TOTALS:	**4**	**$ 376,416**	**5**	**$ 464,019**

Town of Huntington
Full Time Salaries Schedule

Position/ Title	2026 FTE	2026 Budget	2027 FTE	2027 Budget
B-3620 Fire Prevention				
Chief Fire Marshall	1	$ 93,930	1	$ 97,723
Fire Marshall I	2	169,521	3	249,378
Fire Marshall II	1	92,211	1	95,950
Principal Office Assistant	1	66,031	1	68,655
Senior Office Assistant	1	57,819	1	57,235
DIVISION TOTALS:	**6**	**$ 479,512**	**7**	**$ 568,941**
B-3621 Rental Registration				
Ordinance Inspector	1	$ 87,862	1	$ 87,460
DIVISION TOTALS:	**1**	**$ 87,862**	**1**	**$ 87,460**
B-3622 Zoning & Building Inspections				
Account Clerk Typist	1	$ 61,182	0	$ 0
Ordinance Enforcement Officer	1	106,027	1	105,177
Ordinance Inspector	8	670,509	8	679,795
Senior Office Assistant	1	52,444	1	54,528
Sign Inspector	1	77,698	1	80,835
District Court Coordinator - Stipend		6,000		6,000
DIVISION TOTALS:	**12**	**$ 973,860**	**11**	**$ 926,336**
B-4020 Registrar of Vital Statics				
Office Assistant	1	$ 45,681	1	$ 47,497
Principal Office Assistant	1	67,641	1	67,021
Deputy Registrar of Vital Statistics - Stipend (2)		10,000		10,000
Registrar of Vital Statistics - Stipend		17,341		17,342
Sub-registrar of Vital Statistics - Stipend		0		5,000
DIVISION TOTALS:	**2**	**$ 140,663**	**2**	**$ 146,860**
B-8010 Zoning Board				
Chairman of Zoning Board of Appeals	1	$ 21,000	1	$ 21,000
Member of the Zoning Board	5	74,384	5	75,600
Vice Chairman of Zoning Board of Appeals	1	16,000	1	16,000
DIVISION TOTALS:	**7**	**$ 111,384**	**7**	**$ 112,600**
B-8020 Planning, Building, & Land Manage				
Executive Assistant	1	$ 85,000	1	$ 85,000
Office Assistant	2	93,591	2	97,368
Planner	2	175,637	2	182,579
Principal Office Assistant	1	69,332	1	72,097
Principal Planner	1	126,128	1	131,098
Senior Environmental Analyst	1	87,019	1	97,723
Senior Environmental Planner	1	93,728	1	100,143
Senior Office Assistant	2	111,541	2	115,988
Senior Planner	3	279,426	3	313,254
Town Planning Director	1	149,991	1	149,991
Deputy Director -Stipend		10,000		10,000
DIVISION TOTALS:	**15**	**$ 1,281,393**	**15**	**$ 1,355,240**

Town of Huntington
Full Time Salaries Schedule

Position/ Title	2026 FTE	2026 Budget	2027 FTE	2027 Budget
B-8025 Planning Board				
Planning Board Chairman	1	$ 21,000	1	$ 21,000
Planning Board Member	5	75,000	5	75,000
Planning Board Vice Chairman	1	16,000	1	16,000
DIVISION TOTALS:	**7**	**$ 112,000**	**7**	**$ 112,000**
B-8036 Accessory Apartment				
Account Clerk	0	$ 0	1	$ 52,288
Ordinance Enforcement Officer	1	111,582	1	116,055
Senior Office Assistant	2	107,445	2	111,783
Acting Deputy Director-Stipend		0		27,800
DIVISION TOTALS:	**3**	**$ 219,027**	**4**	**$ 307,926**
FUND TOTALS:	**82**	**$ 5,850,443**	**80**	**$ 5,856,978**
C-1950 Board of Trustees				
Environmental Projects Coordinator	1	$ 96,816	0	$ 0
DIVISION TOTALS:	**1**	**$ 96,816**	**0**	**$ -**
FUND TOTALS:	**1**	**$ 96,816**	**0**	**$ -**
DB-5110 Highway Repairs				
Assistant Civil Engineer	1	$ 122,692	1	$ 127,482
Auto Equipment Operator	20	1,452,580	24	1,690,479
Civil Engineer	1	149,153	1	151,390
Construction Equipment Operator	6	603,815	6	592,997
Dispatcher	6	585,303	8	660,099
Guard	7	470,039	7	455,596
HEO I - Grade 11	16	1,382,147	15	1,332,904
HEO II - Grade 12	14	1,267,972	14	1,289,812
Highway Construction Coordinator	2	202,550	2	206,601
Highway Construction Coordinator II	1	114,938	1	117,236
Highway Labor Crew Leader III	4	423,404	4	438,095
Labor Crew Leader II	16	1,620,396	15	1,549,504
Labor Crew Leader IV	1	119,335	1	121,721
Laborer	18	1,291,757	16	1,245,387
Maintenance Mechanic III	4	376,085	4	380,086
Paint Shop Crew Leader	1	107,376	1	109,524
Sign Painter	2	195,111	3	298,520
Tree Trimmer I	4	373,995	4	392,229
Tree Trimmer II	3	303,824	3	309,901
Special Assistant-Stipend		10,000		10,000
Dispatcher-Stipend		0		36,000
Appropriated in DB-5142-1100 Snow Removal		(500,000)		(500,000)
DIVISION TOTALS:	**127**	**$ 10,672,472**	**130**	**$ 11,015,565**
DB-5130 Highway Machinery				
Auto Mechanic I	0	$ 0	1	$ 54,902
Auto Mechanic III	9	862,290	9	873,206
Auto Mechanic IV (S-3)	2	202,550	2	206,601
Auto Mechanic IV (S-4)	1	103,945	1	106,024
Auto Mechanic IV (S-5)	1	107,376	1	109,524
Auto Parts Clerk	1	94,021	1	95,902
DIVISION TOTALS:	**14**	**$ 1,370,182**	**15**	**$ 1,446,159**

Town of Huntington
Full Time Salaries Schedule

Position/ Title	2026 FTE	2026 Budget	2027 FTE	2027 Budget
DB-5142 Highway Snow				
Snow Removal		$ 500,000		$ 500,000
DIVISION TOTALS:	**0**	**$ 500,000**	**0**	**$ 500,000**
FUND TOTALS:	**141**	**$ 12,542,654**	**145**	**$ 12,961,724**
SL-5182 Town Wide Street Lighting				
Laborer	1	$ 76,310	1	$ 77,837
Maintenance Mechanic II	2	181,139	1	92,381
Maintenance Mechanic III	2	195,111	3	298,520
Maintenance Mechanic Supervisor IV	1	103,945	1	106,024
Principal Office Assistant	1	67,641	1	70,372
Town Director of Street Lighting	1	149,153	1	151,390
DIVISION TOTALS:	**8**	**$ 773,300**	**8**	**$ 796,524**
FUND TOTALS:	**8**	**$ 773,300**	**8**	**$ 796,524**
SR-8158 Consolidated Refuse				
Auto Mechanic III	2	$ 195,111	2	$ 199,014
Auto Mechanic IV	1	101,275	1	103,300
Auto Mechanic IV (S-5)	1	107,376	1	109,524
Dispatcher	1	83,626	1	59,859
HEO II - Grade 12	14	1,228,549	14	1,293,332
Laborer (Refuse)	25	2,061,474	24	2,028,365
Principal Office Assistant	0	0	1	65,386
Sanitation Site Crew Leader III	1	103,945	1	106,024
Sanitation Supervisor	1	119,335	1	121,721
DIVISION TOTALS:	**46**	**$ 4,000,691**	**46**	**$ 4,086,524**
FUND TOTALS:	**46**	**$ 4,000,691**	**46**	**$ 4,086,524**
SS1-8131 Sewer District				
Auto Mechanic III	1	$ 97,556	1	$ 99,507
HEO II - Grade 12	4	362,278	4	350,278
Laborer (Sewer)	1	60,746	1	85,298
Maintenace Mechanic II	1	90,569	1	92,381
Maintenance Mechanic III	2	194,987	2	198,887
Maintenance Mechanic V	1	107,376	0	0
Senior Waste Water Treatment Operator	1	107,376	1	88,043
Waste Water Treatment Plant Operator	5	474,136	5	497,534
DIVISION TOTALS:	**16**	**$ 1,495,024**	**15**	**$ 1,411,928**
FUND TOTALS:	**16**	**$ 1,495,024**	**15**	**$ 1,411,928**
SS3-8133 Sewer Treatment Plant				
Dispatcher	1	$ 83,626	1	$ 85,298
Maintenance Mechanic III	1	100,966	2	198,887
DIVISION TOTALS:	**2**	**$ 184,592**	**3**	**$ 284,185**
FUND TOTALS:	**2**	**$ 184,592**	**3**	**$ 284,185**

Town of Huntington
Full Time Salaries Schedule

Position/ Title	2026 FTE	2026 Budget	2027 FTE	2027 Budget
SW1-8321 Dix Hills Water				
Executive Assistant to the Director	1	$ 95,810	1	$ 100,000
Maintenance Mechanic II (12)	2	181,139	2	184,762
Maintenance Mechanic III	1	94,021	0	0
Maintenance Mechanic IV	0	0	1	95,902
Office Assistant	1	56,887	0	0
Principal Office Assistant	0	0	1	98,973
Senior Office Assistant	1	57,819	0	0
Senior Water Treatment Plant Operator	1	119,335	1	121,721
Water District Maintenance Crew Leader	1	107,376	1	109,524
Water Meter Reader	2	145,403	2	170,596
Water Treatment Plant Operator	4	390,223	4	398,027
DIVISION TOTALS:	**14**	**$ 1,248,013**	**13**	**$ 1,279,505**
FUND TOTALS:	**14**	**$ 1,248,013**	**13**	**$ 1,279,505**
GRAND TOTAL	**699**	**$ 59,719,752**	**699**	**$ 60,875,894**

Debt Information

Town of Huntington
Debt Information

Authorized Debt

The Town of Huntington takes a planned and programmed approach to the management of its outstanding debt. General Obligation Bonds are issued to finance capital improvements or capital assets and will not be issued to finance current operations or normal maintenance. Effectively managing debt preserves the Town's credit rating, provides flexibility in current and future operating budgets, and provides funding for long-term assets that maintain and improve quality of life.

The Town's Debt Policy may be found in the "Financial Policies" section of this document. The Town has the authority to issue debt in all taxing districts and is backed by the full faith and credit of the Town.

Debt must be kept within 7% of the average full valuation of taxable real estate within the Town as prescribed by Local Finance Law §104. Debt Service is limited to 15% of the aggregate budgetary appropriations.

Fiscal Year	Net Assessed Valuation	State Equalization Rate	Full Valuation
2026	$ 304,724,467	0.45%	$ 67,716,548,222
2025	$ 308,926,977	0.49%	$ 63,046,321,837
2024	$ 314,041,349	0.55%	$ 57,098,427,091
2023	$ 315,376,253	0.64%	$ 49,277,539,531
2022	$ 317,063,143	0.74%	$ 42,846,370,676

Total Five Year Full Valuation	$ 279,985,207,357
Five Year Average Full Valuation of Taxable Real Property	$ 55,997,041,471
Constitutional Debt Limit (7% of Average Full Valuation)	$ 3,919,792,903
Outstanding Indebtedness at December 31st	$ 160,985,000
Less: Water Bonds	61,438,479
Net Indebtedness Subject to Debt Limit	$ 99,546,521
Net Debt Contracting Margin	$ 3,820,246,382
Percentage of Net Debt Contracting Margin Available	97.46%
Percentage of Net Debt Contracting Power Exhausted	2.54%

Town of Huntington
Debt Information

Debt Service Forecast

The annual debt service requirements to maturity for the Town's current general obligation bonds are as follows:

Years Ending	Principal	Interest	Total
2027	$ 11,192,216	$ 4,192,032	$ 15,384,248
2028	11,480,000	3,769,837	15,249,837
2029	11,250,955	3,365,537	14,616,492
2030	10,939,880	2,994,106	13,933,986
2031	10,641,503	2,632,290	13,273,793
2032-2036	43,741,516	8,330,540	52,072,056
2037-2041	21,282,640	2,091,093	23,373,733
Totals	$ 120,528,710	$ 27,375,435	$ 147,904,145

Fund	Balance 1/1/2026	Issued	Redeemed	Balance 12/31/2026
General Fund	$ 33,355,571	$ 12,436,730	$ 3,561,572	$ 42,230,729
Town Outside Villages	1,723,341	594,942	207,032	2,111,251
Highway Fund	47,547,086	6,940,993	4,660,771	49,827,308
Sewer Districts	3,646,822	867,624	404,055	4,110,391
Street Lighting District	-	-	-	-
Refuse and Garbage District	1,437,007	-	170,165	1,266,842
Water District	22,454,404	-	1,472,215	20,982,189
Totals	$ 110,164,231	$ 20,840,289	$ 10,475,810	$ 120,528,710

Debt Service Capacity Calculations

Debt Service in each fund cannot exceed 15% of the appropriations. The debt service in compliance with the Town's Debt Policy as follows:

Fund	2027 Appropriations	2027 Budgeted Debt Service
General	$ 144,094,333	$ 5,500,000
Highway	50,030,240	6,800,000
Consolidated Refuse	31,078,222	180,000
Part Town	13,996,784	378,000
Business Improvement District	197,500	-
Fire Protection	1,942,241	-
Street Lighting	4,466,570	-
Ambulance Districts	4,678,957	-
Sewer Districts	8,746,345	652,000
Water District	10,505,879	2,478,000
Total	$ 269,737,071	$ 15,988,000
Debt Service % of Appropriation		5.93%

Town of Huntington
Debt Information

Outstanding Issued Debt

Date of Bond Issue	Bond Issue Amount	Moody's Bond Rating
December 9, 2014	$ 8,825,000	Aaa
December 8, 2015	12,990,000	Aaa
August 16, 2016	13,925,000	Aaa
August 15, 2017	13,340,000	Aaa
October 10, 2018	10,500,000	Aaa
August 8, 2019	14,045,000	Aaa
September 23, 2020	17,935,000	Aaa
July 29, 2021	22,600,000	Aaa
July 29, 2021	2,960,000	Aaa
July 28, 2022	19,600,000	Aaa
July 28, 2022	5,765,000	Aaa
August 22, 2023	20,600,000	Aaa
August 21, 2024	23,025,000	Aaa
August 19, 2025	25,000,000	Aaa
August 18, 2026	23,815,000	Aaa

Distribution of Taxes by School Districts

Town of Huntington
Comparison of 2025/2026 Tax Bills by School District

District	Cold Spring Harbor	Commack	Elwood	Half Hollow Hills	Harborfields	Huntington	Northport	South Huntington
School	66.4%	70.3%	68.6%	65.8%	65.0%	64.9%	62.9%	67.9%
Library	2.9%	4.8%	2.2%	2.7%	4.6%	5.2%	4.1%	3.3%
County	2.3%	1.9%	2.0%	2.4%	2.1%	2.3%	2.4%	2.1%
Police	12.6%	10.7%	11.0%	13.1%	11.4%	12.6%	13.2%	11.6%
Town	5.9%	6.3%	6.6%	6.9%	6.9%	7.7%	8.0%	7.5%
Highway	3.4%	2.9%	3.0%	3.5%	3.1%	3.4%	3.6%	3.2%
Lighting District	0.3%	0.3%	0.3%	0.3%	0.3%	0.3%	0.3%	0.3%
Fire District	6.2%	2.3%	5.0%	3.7%	5.2%	3.4%	5.5%	2.6%
Ambulance	0.0%	0.5%	0.0%	0.0%	0.0%	0.2%	0.0%	0.1%
Water District	0.0%	0.0%	1.3%	1.6%	1.4%	0.0%	0.0%	1.4%

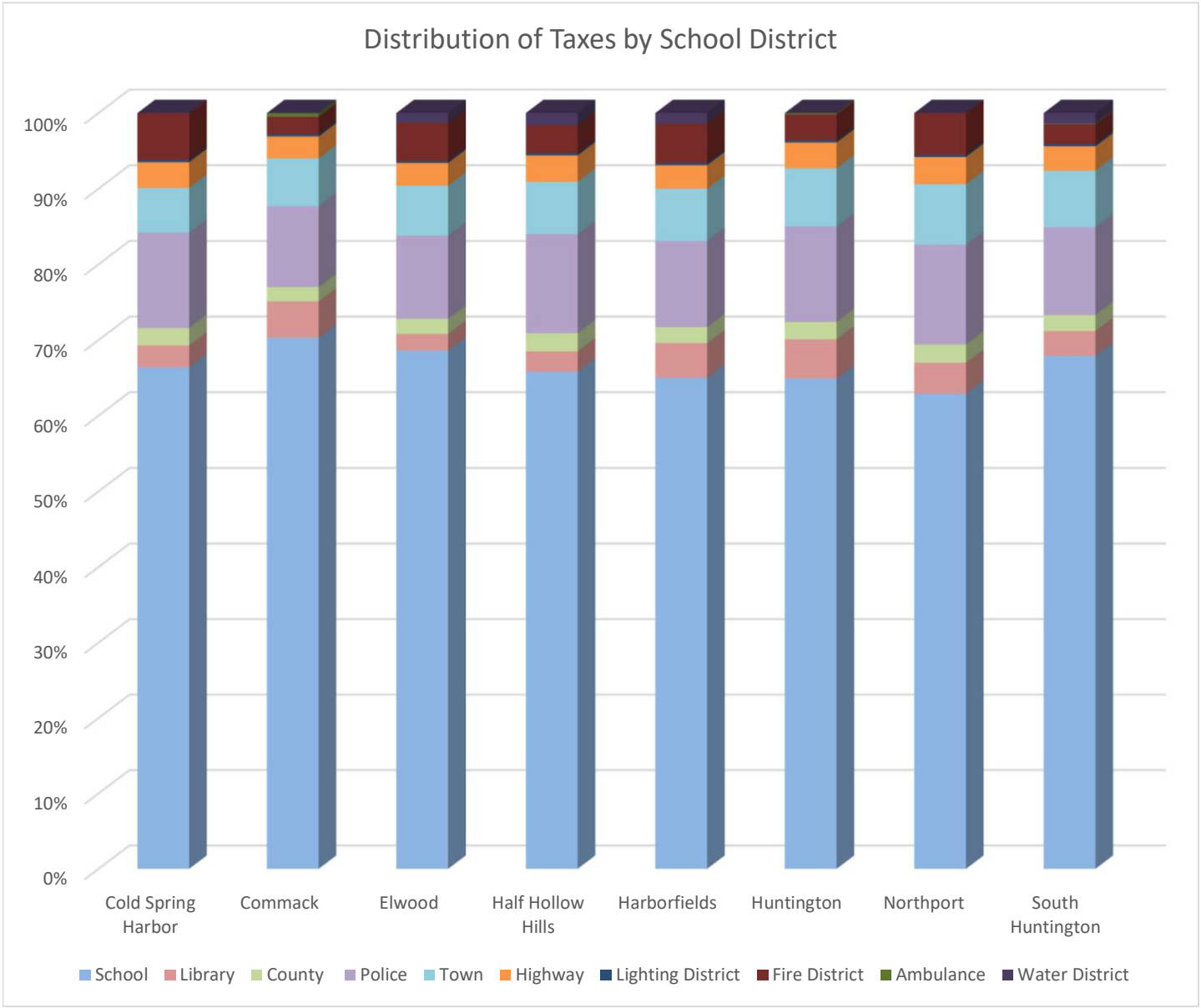

Exemption Impact Notice

TOWN OF HUNTINGTON

LOCAL GOVERNMENT EXEMPTION IMPACT REPORT

Taxing Jurisdiction: Town of Huntington – General Fund, Part Town and Highway

Date: August 5, 2026

Equalization Rate: .45 %

Exemption Description	Statutory Authority	Total Exemptions
Senior Citizens Limited Income	NYS and Local law	2,713,110
Clergy	NYS Law	127,700
Home Improvements	NYS and Local law	81,910
Disabled Person with Limited Income	NYS and Local Law	66,820
Commercial	NYS Law	131,440
Taxable State Land	NYS Law	1,067,283
Veterans	NYS and Local law	3,658,361
Wholly Exempted (Non-Profit, Government, Schools, Parks, Churches, Fire Districts)	NYS laws	31,415,388
Agricultural & Miscellaneous	NYS and Local law	1,091,046
Volunteer Firefighters and EMT's	NYS and Local Law	316,240
	Total:	40,669,298

Financial Policies

Town of Huntington
Financial Policies

The Town of Huntington's financial policies below set forth the basic framework for the overall fiscal management of the Town. Budgets are adopted and financial statements are issued on the basis of Generally Accepted Accounting Principles (GAAP). These policies provide guidelines for sound financial management and establishes clear parameters for the operation of government that are reviewed annually. The Town complies with all Federal, State, and Local laws and regulations for financial management, and such laws have been incorporated into the Town's policies.

Fund Balance and Reserve Policy

1. Purpose

This policy establishes guidelines to maintain the General Fund unreserved, undesignated fund balance at a level sufficient to provide the required resources to meet unforeseen operating cost needs and to absorb fluctuations of revenue sources. Fund Balance is defined as the difference between a fund's assets and liabilities and is necessary for expenses related to emergencies and unexpected events and to enhance the Town's financial position and bond ratings. The financial community, especially the credit rating agencies, attaches considerable importance to adequate fund balances and policies to monitor and manage those fund balances.

Town Law §107(1) permits municipalities to retain up to a reasonable amount of any remaining estimated unappropriated unreserved fund balance for each fund, consistent with prudent budgeting practices, necessary to ensure the orderly operation of its government and the continued provision of services.

The New York State Comptroller, the Government Finance Officers Association ("GFOA"), and the major credit rating agencies all recommend that governments adopt and adhere to a fund balance policy.

2. Policy

The Town Board will make all reasonable efforts to maintain an unreserved, undesignated fund balance in the General Fund at the end of each fiscal year equal to 10% of its total operating budget. Ten percent is prudent, reasonable, and adequate to provide sufficient cash flow to offset certain volatile revenues, expenses, and unexpected capital needs. The calculation will be based on the General Fund's Annual Operating Expenses, exclusive of the Open Space Budgeted Expenditures.

The Town Board may, by resolution, appropriate funds from the fund balance that would result in reducing the balance below 10% for emergencies or other requirements that the Town Board believes is in the best interest of the Town. Subsequent to such appropriation, the Town would immediately begin the process of reducing expenditures or raising revenues in order to restore the unreserved fund balance to 10%. Such unreserved fund balance will be exclusive of any reserve funds maintained by the Town.

Undesignated, unreserved fund balance above 10% may be appropriated for the following purposes such as:

A. Stabilizing subsequent year's property taxes.
B. One-time capital expenditures.
C. Emergencies caused by natural occurrences such as hurricanes or blizzards.
D. Unforeseen operating expenditures.

The Town of Huntington has established a number of formal reserve funds for a variety of purposes pursuant to New York State General Municipal Law §6 ("GML"). The Town has established the following operating reserve accounts by Town Board resolution: Employee Benefit Reserve, Pension Contribution Reserve, Debt Reserve, Snow & Ice Reserve, and a Judgment & Claims Reserve. These reserve funds can be utilized to smooth out future expense increases. The Town Board has established the following capital reserve accounts by resolution: Parks & Recreation Reserve, Technology Replacement Reserve, and a Miscellaneous Capital Reserve that will be utilized for capital purchases.

Town Board Resolution, pursuant to GML, must establish all reserve accounts, and Town Board resolutions are required to spend money from these reserve accounts.

3. Procedures

The Department of Audit & Control will be responsible for reviewing, monitoring and projecting fund balances and reserves on a regular basis throughout the year. Fund Balance and reserve projections will be revised and reported on each Tri-Sectional report issued during the year.

Budget Policy

1. Purpose

This policy establishes guidelines to develop, prepare, and maintain the Town's annual budget and to promote sound fiscal planning based on comprehensive historical and current economic data.

2. Policy

A. Balanced Budget

The Town shall prepare an itemized annual operating budget for each fund. The annual operating budget will be balanced with current revenues equal to or greater than current expenditures. In any fund in which expenditures exceed revenue, fund balance, and reserve balances may be used to meet shortfalls to the extent available. The annual operating budget process and format shall be performance-based and focused on goals, objectives, and performance indicators.

In accordance with §106 of Town Law, a tentative budget must be submitted to the Town Clerk on **or before September 30th** of each year. The content of the preliminary budget shall be in the format prescribed by the State Comptroller in accordance with §107 of Town Law. The Town Board adopts an annual budget for each fund based on budget requests submitted by each Department Director, who have accurately identified and justified their fiscal needs as part of the annual budget process. A notice of hearing that states the time and date where the public hearing will be held, the purpose thereof must be posted no later than five days before the day of the hearing. The budget must be adopted by resolution of the Town Board **no later than November 20th** of each year.

B. Operating Budget Transfers

Budget transfers are a useful and necessary management tool that permits reallocation of funds within the budget in order to respond to changing circumstances, unanticipated needs, and price increases.

Department Directors are authorized to request the Comptroller transfer operating budget appropriations from one line item to another within the same fund.

Department Directors are not authorized to request transfers from full-time salaries, part-time salaries, benefits, or utilities.

The Comptroller, after reviewing the necessity of the transfer and will insure the funds are available, is authorized to complete transfers in the operating budget of up to $5,000 from one-line item to another.

Town Board approval is required for transfers of $5,000 or more in the operating budget, except for year-end transfers that are required to close the Town's accounting records. Year-end transfers require the Comptroller's electronic approval.

C. Capital Budget Transfers

Department Directors are authorized to request the Comptroller to transfer Capital Budget appropriations from one object code to another for the same project.

The Comptroller, after reviewing the necessity of each transfer and that the funds are available, is authorized to complete transfers from one object code to another for the same project or purpose.

The Comptroller is authorized to transfer up to $20,000 of remaining Capital Budget appropriations for completed projects funded with the Town's reserves to other projects requiring funding. Remaining balances will be returned to the original funding source.

Any portion of bond proceeds, inclusive of premiums, that is not expended for the purpose for which the bond was issued must be applied only to the payment of the principal and interest on such obligations, respectively, and cannot be transferred to a different project in accordance with §165.00 of the Local Finance Law.

D. Budget Amendments

Amendments to the Town's adopted operating budget require an approval by Town Board resolution and the Comptroller's electronic approval.

E. Personal Services Budget

An approval by Town Board resolution amending the operational budget is required to abolish, create and upgrade positions.

3. Procedures

A. Budget Development Calendar

Annual budget preparation for the ensuing fiscal year is performed in accordance with §106 of Town Law as follows:

Months	Action
January to April	• Comptroller closes the books on the prior fiscal year
May	• Issuance of Annual Comprehensive Financial Report (ACFR) • Submit ACFR to GFOA
June	• Budget preparation for the ensuing fiscal year begins • Budget materials distributed to Town Departments
July to August	• Town Department's budget submissions are evaluated • Supervisor and Comptroller review budget submissions with the Department Heads.
September	• Town Supervisor submits Tentative Budget to the Town Board and files with the Town Clerk no later than September 30th
October	• The Town Clerk presents the Tentative budget to the Town Board no later than October 5th
October/November	• Town Board holds public hearings and reviews preliminary budget for the ensuing fiscal year
November	• Town Board adopts a budget for ensuing year no later than November 20th

B. Budget Transfer Requests

For internal control purposes, budget transfers of $5,000 or less require the following approval process:

- All transfer requests must be entered electronically into the accounting software by the requester.
- The Department Director or Assistant Department Director must approve the transfer by releasing the transfer electronically.
- The Comptroller or the Deputy Comptroller must approve each transfer by releasing the transfer electronically.
- Budget transfer requests of more than $5,000 require an approved Town Board resolution:
  - Department Directors must submit a draft resolution and sponsor's memo for budget transfers of more than $5,000 to the Comptroller for fiscal review and to the Supervisor's office for inclusion on the Town Board Agenda.
  - Upon Town Board approval, the Comptroller's office will enter the transfer electronically, release, and post it in accordance with the approved resolution.

C. Personal Services Budget

Full-time positions require an approval from the Supervisor:

1. The Department Director may submit an Employee Action Form (EAF) to the Comptroller.
2. The approved EAF will be submitted to the Supervisor's Office for final approval.
3. The Supervisor will submit the approved EAF to Personnel for processing.

D. Post Budget Adoption Monitoring

Department Directors are responsible for effectively monitoring their operations to ensure that actual results meet budget expectations. Department Directors should immediately take all necessary actions to address and remedy negative budget variances, including requesting budget transfers.

The Comptroller's office will meet with all Department Heads and perform a comprehensive review of the budget on a quarterly basis.

Tri-Sectional Budget reports are issued by the Comptroller's Office quarterly, reporting variances to the adopted budget.

Investment Policy

1. Purpose

This policy establishes guidelines for investing, monitoring, and reporting Town of Huntington funds while maximizing the return on the taxpayer dollar being entrusted to its care. This policy applies to all money and other financial resources available for investment on its own behalf or on behalf of any other entity associated with the Town for which it has oversight authority. The basic objectives of this policy are to conform investments to all applicable federal, state, and other legal requirements, schedule investments to meet the Town's cash requirements, timely deposit of funds, invest surplus funds to maximize returns as allowed by law and minimize risk.

Authority

The Town Supervisor (Chief Fiscal Officer) has delegated responsibility for administration of the investment program to the Director of Audit and Control/Comptroller who has established procedures for the operation of the investment program consistent with this policy. Such procedures include a strict internal control structure to provide a satisfactory level of accountability based on records incorporating description and amounts of investments, transaction dates, and other relevant information, and to regulate the activities of subordinate employees.

The primary State statutes that establish the legal authority governing the deposit and investment of public monies are:

General Municipal Law:
- §10 – Deposits of Money
- §11 – Temporary Investments
- §39 – Investment Policies for Local Governments
- Art. 5G – Municipal Cooperation

Banking Law:
- §107-a – Security for Public Deposits

2. Policy

Investment Types:

Pursuant to General Municipal Law §11, the Town of Huntington is authorized to invest monies not required for immediate expenditure for terms not to exceed its projected cash flow needs limited to the following types of investments:

A. Time deposit accounts (NOW and Money Market) that are fully collateralized in a bank authorized by the Town Board to do business with the Town.
B. Certificates of Deposit that are fully collateralized and issued by a bank authorized by the Town Board to do business with the Town.
C. Obligations of the United States of America
D. Obligations of the State of New York
E. Obligations guaranteed by agencies of the United States of America where the payment of principal and interest are guaranteed by the United States of America
F. Repurchase agreements are authorized subject to the following restrictions:
    1. All repurchase agreements must be subject to a Master Repurchase Agreement.
    2. Trading partners are limited to banks or trust companies authorized to do business in New York State and primary reporting dealers.
    3. Obligations are limited to obligations of the United States of America and obligations of agencies of the United States of America where principal and interest are guaranteed by the United States of America.
    4. No substitution of securities will be allowed.
    5. The custodian shall be a party other than the trading partner.

All investments shall be redeemable at the option of the Town of Huntington within such times as the proceeds will be needed to meet expenditures for purposes that the monies were provided and, in the case of obligations purchased with the proceeds of serial bonds or notes, shall be payable or redeemable at the option of the Town of Huntington within two years of the date of purchase.

Diversification:
It is the policy of the Town of Huntington to diversify its deposits and investments by financial institution when appropriate, by investment instrument, and by maturity scheduling in the best interest of the Town.

Arbitrage and Derivatives:
The Town cannot issue bonds to borrow at a low interest rate and invest at a higher interest rate. The Town will comply with the New York State Comptroller's position that borrowing for the sole purpose of investing is contrary to public policy and an abuse of the tax-exempt feature of local government borrowings.

The Town of Huntington does not and will not engage in the use of any derivative products.

Internal Controls:
The Town of Huntington has established and maintains an internal control structure to provide reasonable but not absolute assurance that all deposits and investments are safeguarded against loss. These transactions are executed in accordance with management's authorization, recorded properly, and managed in compliance with applicable laws and regulations.

Designation of Depositories:
Authorized financial institutions and the appropriate limits that can be made with each financial institution must be approved by a Town Board resolution. All financial institutions must be authorized to do business within the State of New York. All financial institutions with which the Town of Huntington conducts business must be credit-worthy.

All banks doing business with the Town do so on a free-service-charge basis (except for paying agent fees for debt service). In addition, the Town uses an electronic cash management system to wire monies to various town accounts and to make payments. These wires are free of service charges and meet the State's objective of minimizing service charges.

All banks doing business with the Town must collateralize all amounts held by them in excess of the Federal Deposit Insurance Act (FDIC) amount.

Collateralizing of Deposits:
In accordance with General Municipal Law §10, all deposits of the Town of Huntington, including certificates of deposit, in excess of the amount insured under the provision of the Federal Deposit Insurance Act shall be secured:

A. As provided by GML §10, a pledge of "eligible securities having in the aggregate a market value at least equal to the aggregate amount of public deposits" from the categories designated as follows:

    1. Obligations issued, or fully insured or guaranteed as to the payment of principal and interest, by the United States of America, an agency thereof or a United States government sponsored corporation.
    2. Obligations partially insured or guaranteed by any agency of the United States of America, at a proportion of the Market Value of the obligation that represents the amount of the insurance or guaranty.
    3. Obligations issued or fully insured or guaranteed by the State of New York, obligations issued by a municipal corporation, school district, or district corporation of New York, or obligations of any public benefit corporation, which under a specific State statute may be accepted as security for a deposit of public monies.
    4. Obligations issued by states other than New York of the United States rated in one of the three highest rating categories by at least one nationally recognized statistical rating organization.
    5. Eligible surety bond payable to the Town of Huntington executed by an insurance company authorized to do business in New York State, whose claims paying ability is rated in the highest rating category by at least two nationally recognized statistical rating organizations.
    6. Commercial paper and/or bankers acceptances issued by a bank (other than the bank with which the money is deposited) rated in the highest short-term category by at least one nationally recognized statistical rating organization and having maturities of not longer than sixty days from the date they are pledged.

B. Irrevocable letter of credit in the amount of 140% of the aggregate total of deposits issued in favor of the local government by a bank whose commercial paper/unsecured short-term debt is rated in one of the three highest rating categories by at least one nationally recognized statistical rating organization.

C. Irrevocable letter of credit in the amount of 100% of the aggregate total of public deposits issued in favor of the local government by a Federal Home Loan Bank whose commercial paper/unsecured short-term debt is rated in one of the three highest rating categories by at least one nationally recognized statistical rating organization.

Eligible securities used for collateralizing deposits shall be held by the depository and/or a third-party bank or trust subject to security and custodial agreements. The security agreement shall provide that the eligible securities are being pledged to secure Town of Huntington deposits and state any agreed-upon interest or costs. It shall also provide the conditions under which the securities may be sold, presented for payment, substituted, or released and the events that will enable the local government to exercise its rights against the pledged securities.

Collateral is monitored by the Comptroller's Office, a division of the Department of Audit and Control.

3. Procedures

The Director of Audit & Control/Comptroller is responsible for evaluating the financial position and maintaining a list of proposed depositories, trading partners, and custodians. Banks shall provide their most recent Consolidated Report of Condition (Call Report) at the request of the Town of Huntington. Security dealers not affiliated with the bank shall be required to be classified as reporting dealers affiliated with the New York Federal Reserve Bank, as primary broker-dealers. Such listing shall be evaluated on an ongoing basis.

Cash Flow:

All bank balances are confirmed daily, and a bank balance schedule is prepared showing both the balances in depositories and investments currently held, along with their respective maturity dates.

The bank balance schedule is then expanded into a cash flow projection schedule. The balances are used as a guide to which anticipated revenues are added and expected disbursements are subtracted.

Unanticipated revenues or disbursements affect investments, and the balances are adjusted accordingly. Additional input may be solicited from various departments with direct knowledge of particular revenues and disbursements, as seasonal revenues and disbursements must be considered to maximize the Town's investments.

Available balances are used as the fiscal year draws to a close. A sufficient level of cash in the money market or "NOW" checking accounts must be maintained to meet the town's operating needs.

Purchase of Investments:

The Director of Audit & Control/Comptroller is authorized to contract for the purchase of investments, and an investment schedule is maintained on a weekly basis and reconciled to investment statements:

A. Directly, including through a repurchase agreement, from an authorized trading partner.

B. By participating in a cooperative investment program with another authorized governmental entity pursuant to Article 5G of the General Municipal Law where such program meets all the requirements set forth in the Office of the State Comptroller Opinion No. 88-46 and the specific program has been authorized by the governing board.

C. By utilizing an ongoing investment program with an authorized trading partner pursuant to a contract authorized by the governing board.

Certificate of Deposit:
When CDs are purchased, a determination is made regarding the amount and the length of time for which the investment will be made.

In order to determine current market rates, rate quotations are obtained from at least three banks authorized to do business with the Town of Huntington.

Funds are generally invested with the bank paying the highest rate of interest, providing that there is sufficient collateral pledged to cover the investment.

A bid sheet is prepared containing the total amount of the investment as well as the individual component parts. A bank can bid on either the total or on any combination of pieces. The bid sheet states the issue date, maturity date, number of days until maturity, and the date and time the bid is to be received. The banks being canvassed are checked off, and the person making the bid for the bank is noted.

Bids received are entered on the bid sheet exactly as received, and the winning bid is highlighted.

The bank to which the CD is being awarded is called to confirm the bid. Information as to their cover or spread and other bids is given verbally. All other participants in the bid are then called with the results. A follow-up copy of the bid sheet is sent to each participant in the bidding process.

Electronically transmitted wire transfers are used to transfer money to the winning bank. This is done on a fee-waived basis and confirmed in writing to both the bank transferring the money and the bank receiving the wire transfer.

While the principal is rolled over from one investment to the next, interest is always returned on the maturity date to the fund investing the money based on its percentage of participation.

Journal entries are set up to record any adjustments to the temporary investment account resulting from the CD transaction and verified.

Upon maturity or rollover, principal and interest are returned to the originating fund. Follow-up debit and credit memos are attached to the CD bid sheet and filed.

Repurchase Agreements:
A Repurchase Agreement (REPO) is a transaction in which a local government purchases authorized securities from a trading partner. Simultaneously, the local government agrees to resell, and the trading partner agrees to repurchase the securities at a future date. The Town of Huntington agrees upon prices and dates for the sale and resale at the time of the initial purchase. The securities purchased under a repurchase agreement are limited to federal securities authorized by General Municipal Law §11. The purchase price shall be the present market value plus any accrued interest not reflected in the market value of the securities as opposed to the face value. The Town of Huntington will only invest in repurchase agreements to buy and sell securities and shall not be the Town's main investment.

A repurchase agreement shall comply with the following requirements:

A. The securities, unless registered or inscribed in the name of the Town of Huntington, are purchased through banks or trust companies authorized to do business in the State of New York.

B. After ascertaining which bank will give the most favorable rate of interest, direct the custodial bank to purchase specified securities from a designated institution. The custodial bank is the bank or trust company that acts for the Town of Huntington in connection with repurchase agreements involving the investment of funds by the Town of Huntington. The custodial bank shall not be the seller of securities to the Town of Huntington.

C. A custodial bank must be a member of the Federal Reserve Bank or maintain accounts with member banks. Usually, U.S. government securities are maintained in book-entry form in the computer system of one of the Federal Reserve Banks. All transfers of book-entry securities must be accomplished on a Reserve Bank computer record through a member of the Federal Reserve System. These securities must be credited to the Town of Huntington on the records of the custodial bank and the transaction must be confirmed in writing to the Town of Huntington by the custodial bank.

D. Trading partners are limited to banks or trust companies authorized to do business in New York State or to registered primary reporting dealers.

E. The Town of Huntington must have a written master repurchase agreement that outlines the basic responsibilities and liabilities of the Town (buyer), seller, and custodial bank.

F. Agreements may be made for short periods of time, generally 1 to 14 days, and not exceed 30 days. Other more appropriate investments will be used for longer periods.

G. Specific guidelines regarding margin maintenance have been established. Generally, the Town of Huntington will require a 1% - 2% margin requirement, meaning the security will have collateralization of 101% - 102% or more.

H. The custodial bank then takes delivery of and maintains the securities in its custody for the account of the Town of Huntington and confirms the transaction in writing.

I. The custodial bank shall take possession of the securities exclusively for the local government; that the securities are free of any claims against the trading partner; and any claims by the custodian are subordinate to the Town of Huntington's claim to rights to those securities.

J. The obligations purchased by the Town of Huntington may only be sold or presented for redemption or payment by the fiscal agent bank or trust company holding the obligations upon the written instruction of the Town of Huntington.

K. No substitution of securities is allowed.

Debt Management Policy

1. Purpose

This policy establishes the parameters for issuing debt as a low-cost source of capital while striving to minimize the Town's debt service and issuance costs. Defining debt limits, retaining the highest practical credit rating, meeting or exceeding all financial disclosure and reporting requirements are guidelines set forth in this policy. This policy applies to all general obligation debt issued by the Town of Huntington, debt guaranteed by the Town, and any other forms of obligation of indebtedness. Adherence to a debt management policy helps to ensure that the government maintains a sound debt position and that credit quality is protected.

2. Policy

Debt will be issued to finance significant capital construction and renovation projects, land and building acquisitions, and capitalizable equipment purchases when pay-as-you-go options such as capital grants, contributions from other governments, or reserve and fund balances are not available or sufficient. Debt issuance will not be used to finance current operations or normal maintenance.

The Town of Huntington will manage its debt and sustain its financial position in order to seek and maintain the highest credit ratings possible for all categories of short- and long-term General Obligation debt that can be achieved without compromising delivery of basic Town services and achievement of Town policy objectives.

In addition to long-term debt obligations, short-term obligations (such as bond anticipation notes) may be issued to finance projects or portions of projects or to provide interim financing for projects for which the Town may ultimately intend to issue long-term debt.

Debt will be structured as follows:

A. Net cost to the Town will be minimized given market conditions and the urgency of the capital project.

B. Debt will be issued for the shortest period consistent with a fair allocation of costs to current and future beneficiaries or users.

C. Debt will not be issued for periods exceeding the useful life or average useful lives of the project or projects to be financed, pursuant to applicable law and as recommended by the Town's Bond Counsel and Financial Advisor.

D. Outstanding debt must be kept within the limits prescribed by Local Finance Law Section 104 (7% of the average full valuation of taxable real estate) and at levels consistent with its creditworthiness objectives. Currently, full valuation is approximately $40.4 billion. This allows for total bonded debt of $2.68 billion.

E. Debt service expenditures will be limited and supported by local real property taxes to no more than 15% of the aggregate budgetary appropriations in any given year in order to maintain appropriate budgetary controls and to prevent imposing excessive burdens on taxpayers of the Town.

F. Payment of overall debt service will be budgeted and paid when due in order to maintain the highest possible credit rating to the extent possible.

G. Annual capital debt will be issued through a competitive bidding process to achieve the lowest cost and most favorable terms, given the financial structure and market conditions. Bond refinancing and/or revenue debt are not subject to the competitive bidding process.

H. Debt will be issued in the best interest of the Town and its citizens, ensuring that actions within the Town Board's control are prudent and beneficial.

Use of Bond and Note Proceeds

Bond and note proceeds shall be used only for the purpose for which the bonds were authorized by the Town Board, pursuant to the applicable bond resolution. All bond-financed projects will be reviewed continuously for compliance with applicable laws regarding use of proceeds, including provisions of the Internal Revenue Code of 1986, as amended, and the Regulations promulgated thereunder (the "Code") relating to the private use of bond-financed facilities.

Arbitrage Rebate

The Town will comply with all arbitrage rebate requirements as established by the Code. Arbitrage will be calculated at the end of each applicable period, pursuant to the Code and any arbitrage interest earned on the investment of bond or installment purchase proceeds will be reserved to any tax, interest or penalties due. Any such tax, interest, penalties, or other amounts due shall be paid in accordance with applicable provisions of the Code and the advice of the Town's Bond Counsel.

3. Procedures

Debt Issuance Approval

To enhance creditworthiness and provide prudent financial planning, the Town Board will adopt a five-year Capital Budget annually. Significant capital projects that do not have sufficient funding will be funded through the issuance of debt.

Certain bond resolutions (e.g., under current law, those providing for a maximum maturity in excess of five years) are subject to a permissive referendum. Bond resolutions authorizing the issuance of debt to finance improvements for Special Districts are subject to a public hearing and other proceedings under existing provisions of the Town Law, and such Special District bond resolutions are not subject to a permissive referendum. Certain bond resolutions may be subjected to a mandatory referendum on the Town Board's motion, under existing law. In general, bond resolutions must be adopted by at least a two-thirds majority vote of the entire membership of the Town Board (regardless of any temporary vacancies on the Town Board). However, for bond resolutions subject to a mandatory referendum, a three-fifths majority vote is sufficient.

Debt Issuance:

The Town will retain an external financial advisor selected by the Town Board who will issue the official statements, provide financial guidance, and conduct the competitive bid process. The utilization of the financial advisor for particular bond sale will be at the discretion of the Town Board on a case-by-case basis and pursuant to the financial advisory services contract. The selection process for financial advisors will require comprehensive municipal debt experience, experience with diverse financial structuring requirements, and pricing of municipal securities.

The Town will seek the highest rating possible from at least one rating agency for each debt issue in accordance with the financial advisor's recommendations. In order to achieve the highest rating possible, the Town will provide complete and accurate financial information to rating agencies, institutional and individual investors. The Town will meet secondary disclosure requirements on a timely and comprehensive basis.

The Town will retain external bond counsel for all debt issues. All debt issued by the Town will include a written opinion by bond counsel affirming that the Town is authorized to issue the debt, stating that the Town has met all state constitutional and statutory requirements necessary for issuance, and determining the debt's federal income tax status. Bond counsel will be selected by the Town Board and shall coordinate efforts with the Town Comptroller for the preparation of bond authorizations.

Capital Asset Policy

1. Purpose

This policy establishes guidelines to capitalize and depreciate long-term assets in compliance with Government Accounting Standards Board (GASB) Statement No. 34 and Government Accounting, Auditing and Financial Reporting (GAAFR). The recording of capital assets is required to provide control of and accountability of capital assets, provide a record for insurance valuation, and provide a basis for a capital replacement plan.

2. Policy

Capital assets are inventoried, safeguarded, maintained, and controlled. A Capital Asset is an asset that has an initial life extending beyond one reporting period. Capital assets of $5,000 or more will be depreciated over the useful life of the asset, and those between $500 and $5,000 will be expensed and recorded in the inventory system. All Capital Assets must be tagged to facilitate the tracking of all assets. The Comptroller maintains accountability over all tangible asset records, and such records will be verified by a physical inventory by each department once a year.

3. Procedures

A. Internal Controls

1. Capital asset responsibilities must be distributed among several positions to maintain and control assets. Each department must have procedures in place to adequately safeguard assets from loss, waste, or misuse.
2. The Town Comptroller has the custodial and supervisory duties of the capital asset system and designates one staff member in Audit and Control as the Capital Asset Manager. The Capital Asset Manager receives all invoices for the purchase of capital assets and creates an asset in the inventory system. An asset tag is assigned and recorded in the inventory system. The tags are sent to the department who purchased and/or received the asset. The receiving department affixes the tag to the asset.
3. Each department will receive a list of its current inventory and will be required to confirm the list to its physical assets annually and provide any changes to the Internal Auditor. The Internal Auditor will perform periodic physical inventories and resolve any discrepancies.

B. Asset Valuation

1. Capital assets- including infrastructure are reported at historical cost or fair market value on the date of donation, including ancillary charges to place the asset in its intended location, installation, and capitalized interest, net of depreciation. If the cost is not available, an

estimate may be used to record the capital asset. All costs should be documented, including methods and sources used to establish estimated costs.

2. Self-constructed Assets- All direct costs including Town labor associated with the construction project that meets the capitalization criteria of over $5,000 is included in the cost of the asset.
3. Donated Assets- Assets acquired by gift, donation, or payment of a nominal sum not reflective of the asset's market value shall be assigned a cost equal to the fair market value at the time of acquisition. Fair market value represents the price actually given in current market dealings.
4. Asset System – Many assets consist of multiple components that make up the asset. This is particularly true for Personal Computer systems. The Town of Huntington has decided to value all Personal Computers as a system (CPU plus monitor). A system has the following characteristics:
   a. Consists of multiple property sub-units which function together as a single unit.
   b. Individual sub-unit costs are generally not significant in comparison to the total cost of the entire system.
   c. Normally, individual sub-units would not meet the capitalization criteria. The grouping as a whole, however, qualifies as a Controlled Asset ($500 acquisition cost).
   d. When a sub-unit is replaced, it generally does not extend the life of the larger asset. Therefore, replacement would generally be treated as maintenance expense.
   e. Each sub-unit is integrated and configured in such a way as to make identification of individual components difficult. Therefore, it is impractical to tag, track, and inventory each sub-unit.

C. Asset Classification

There are three types of capital assets that are maintained in the Town's asset inventory system:

1. Depreciable Capital Assets- Capital assets that benefit more than one fiscal period with a cost of $5,000 or greater.
2. Non-Depreciable Capital Assets- Capital assets that benefit more than one fiscal period with a cost of more than $500 but less than $5,000. Land is considered a non-depreciable capital asset at any cost.
3. Depreciable Intangible Capital Assets- Identifiable assets that cannot be seen, touched, or physically present that benefit more than one fiscal period with a cost of $5,000 or greater, such as computer software, patents, or copyrights.

Capital assets are classified in one of the following categories:

1. Land- Expenditures for the contracted cost of the land purchase and related expenses such as closing costs, broker's commission, legal fees for examining and recording ownership, cost of ownership guarantee insurance policies, cost of real estate surveys, cost of razing old buildings, structures or other improvements acquired with the property, draining, clearing, landscaping, landfilling, and grading costs. **Excluded** are fees for ownership searches, expenditures in connection with disposal of refuse, costs of utility easements, and repairs to other improvements.
2. Building and Building Improvements- Expenditures for the purchase price of acquiring an existing building, contracted construction of permanent structures, not including land. Expenses incurred in remodeling, reconditioning, or altering a purchased building to make it suitable for the purpose for which it was acquired, cost of excavation, grading, or filling

of land as part of the construction of a specific building; expenses incurred for the preparation of plans, specifications, blueprints, etc., cost of building permits, architects' and engineers' fees for design and supervision, other costs such as temporary buildings used during the construction period that are not moveable or reusable and are razed at the end of construction. Other depreciable building expenditures include but are not limited to shelving, bleachers, bathroom accessories, carpet, plumbing, sprinkler, heating, ventilating, and air conditioning systems, emergency generator systems for building support, built-in public address systems, intrusion alarm systems, fire alarm systems, and emergency lighting systems. **Excluded** are extraordinary costs that are merely incidental to the erection of the building (e.g., those due to strike, flood, fire, or other casualty), and the cost of abandoned construction. If a building is purchased, an allocation must be made between the land, improvements other than buildings, and the buildings.

3. Land Improvements- Expenditures for acquiring improvements, to land or property, whether a building exists or not, including paving, fencing, playground, tennis courts, concrete walks and steps, outside lighting, outside plumbing, irrigation systems, signs, flagpoles, outdoor bleachers, miscellaneous sheds, ball diamonds, swimming pools, retaining walls, fountains, and memorials. The amount to be capitalized is the actual dollar cost of installation or acquisition of these assets at the acquisition date, including any labor and installation fees.
4. Machinery and Equipment- Expenditures related to the acquisition of vehicles and equipment, including freight and storage charges, installation costs, and costs for testing and preparation for use. All costs incurred after acquisition but prior to placing in service, such as installation of ancillary equipment like communication devices and painting/application of logos and signage to make a fixed asset ready for use, should be capitalized as part of the cost of the asset. **Excluded** is any trade-in allowance.
5. Construction in Progress- Expenditures for construction work project, but not yet completed. As construction progresses, the cumulative expenditures are capitalized as Construction in Progress (CIP). Upon completion of the capital asset, the balance in the Construction in Progress account is transferred to the appropriate account (buildings, machinery & equipment, etc.). Projects that have not reached 100% completion will continue to be tracked as Construction in Progress. Interest cost incurred during the construction period is subject to capitalization as part of the cost of construction when conditions identified by the Financial Accounting Standards Board (FASB)-34 – Capitalization of Interest Costs exist (for Proprietary funds only).
6. Infrastructure- Expenditures for construction of major renovation to long-lived capital assets that are normally stationary in nature and can be preserved for a significantly greater number of years than most capital assets. These include roadways, bridges, drainage systems, and the cost of associated demolition.

D. Other Assets

1. Capital Leases – The National Council on Governmental Accounting (NCGA) requires that a lease agreement that satisfies the criteria established by FASB-13 be capitalized. FASB-13 states that non-cancelable leases that meet **ANY ONE** of the following criteria must be capitalized:
    a. The lease transfers ownership of the property to the lessee at the end of the lease term.
    b. The lease contains a bargain purchase option.
    c. The lease term is equal to 75% or more of the estimated economic life of the leased property.

d. The present value of the minimum lease payments at the inception of the lease equals at least 90% of the fair value of the leased property.

2. Repairs, Improvements, or Betterments – Major repairs are expenditures that increase the future service potential of the asset. If a major repair will extend the life of the asset by several years, it should be handled as an improvement. If the expenditure is a replacement, a retirement must be made to the items being replaced, **only** if the replacement substantially increases the value, the capacity/capability, or useful life of an asset system. Otherwise, the replacement is treated as a maintenance expense. This includes both a reduction in Historical Cost and Accumulated Depreciation. Expenditures to repair and maintain a fixed asset in efficient operating condition without extending the asset's normal accounting life should be expensed.

E. Departmental Responsibilities and Asset Acquisition Procedures

Departments will be responsible for purchasing capital assets, tracking the assets under their custody, and disposing of assets in accordance with this policy. Department Heads or a designated representative will assign and advise the Capital Asset Manager of the individual(s) to be designated as the asset custodian(s), who will have the responsibility for the maintenance of the assets in that department.

Departments are responsible for:

1. Safeguarding and maintaining control over all assets in their custody.
2. Maintaining up-to-date records on asset property, including the description, user, location, tag number, purchase order number, purchased cost, and, if applicable, Grant number.
3. Attaching identification tags to asset property.
4. Returning the completed Fixed Asset Record Form to the Capital Asset Manager.
5. Notifying the Capital Asset Manager in the event that an asset is added, transferred, moved, or sold.
6. Notifying the Capital Asset Manager when surplus assets are identified for disposal.
7. Supplying the Inventory Capital Asset Manager with appropriate police reports, if assets have been stolen.
8. Properly dispose of any assets that are no longer operable.
9. Designate surplus assets and notify the Purchasing Director for auction.
10. Conduct departmental physical inventories and audits on a periodic basis but no less than once per year.

F. Asset Acquisitions

Requisitions and purchase orders for Capital Assets are acquired in accordance with the Town's procurement procedures as outlined below:

1. The Department will electronically enter a purchase requisition. Acquisitions are appropriated against the approved budget line based on the object code.
2. The Purchasing department will review and confirm all requisition details and issue a purchase order to the vendor.
3. Upon receipt and acceptance of the ordered item, the Department sends the voucher copy of the purchase order and the invoice to Audit & Control for processing payment.
4. A Capital Asset form is prepared and submitted with the invoices for all assets with a cost basis of $500 or more and charged to an object code beginning

with a 2. The Capital Asset form must include all asset information, including the description of the asset, serial number, original cost, and other related account/funding information.

5. Audit & Control will record the asset in the inventory system and assign an asset tag number to the asset. The tag will be sent to the appropriate Asset Custodian.
6. The Asset Custodian will be responsible for placing the inventory tag on the equipment in a safe and conspicuous location (**NOTE: Vehicles should have the bar code tag applied inside of the glove compartment**). Unused identification tags must be returned to the Inventory Control Supervisor along with a memo explaining why the tag was not used.

G. Audit & Control Responsibilities and Procedures

Audit & Control Department is responsible to:

1. Maintain the centralized database records regarding identified asset property, which the Town has in its possession.
2. Identify all requisitions, including change orders, for assets under the scope of this procedure and record asset information in the inventory system.
3. Track and control assets and assign identification tags.
4. Schedule and provide assistance in periodic departmental audits.
5. Ensure that the policy, procedures, guidelines, and regulations governing equipment under inventory control management are followed.
6. Conduct periodic audits and physical inventories of all Town assets.
7. Provide property management reports of all assets exceeding $500 to department heads, the Comptroller, and the Town Board.
8. Report any unresolved discrepancies in departmental asset property records to the Town Board.
9. Provide an annual report of all assets exceeding $5,000 in purchase cost to the auditors.

H. Transfer of an Asset

When an asset is transferred from one department to another, the original department is responsible for notifying the Capital Asset Manager of the transfer using the Capital Asset Record Form. All transfers must include both sending and receiving Department Director approval. Assets will keep the original tag; custodial responsibility will be updated on the Asset Record. Notification will include all necessary information as shown on the Capital Asset Record Form.

I. Retirement of an Asset

Assets under this procedure that have been identified for disposal by a custodial department and confirmed by the Capital Asset Manager will be disposed of according to the procedure allowed under New York State law. **NO PROPERTY SHALL BE DISPOSED OF WITHOUT THE KNOWLEDGE AND WRITTEN APPROVAL OF THE CAPITAL ASSET MANAGER**.

No property with intrinsic value may be sold, disposed of, or given to any person or organization without specific approval of the Town Board. Property to be disposed of may be offered for trade-in on new purchases, destroyed and disposed of, sold by sealed bid, or auctioned. Property may be transferred between departments by mutual department head agreement and or by Town Board resolution. Each department will be responsible, for the movement and the disposition

of asset property in its custodial care. The custodial department will incur all costs associated with asset property disposal.

Department Directors are responsible for notifying the Capital Asset Manager of the retirement of an asset. Notification will include all necessary information on the Capital Asset Record Form, including stolen (police report), destroyed (department head approval), lost (written explanation), and trade-in information. When multiple assets of the same kind and value are retired, a list of asset tag numbers may be attached to the Capital Asset Record Form, and "See Attached List" must be written in the Town Fixed Asset ID Number field.

J. Depreciation

Both Generally Accepted Accounting Principles (GAAP) and Government Accounting Standards Board (GASB) Statement No. 34 require that capital assets be depreciated. Depreciation is the systematic and rational allocation of the historical cost of a capital asset over its useful life other than Land.

Depreciation will be calculated based on the acquisition cost using the straight-line method and assumes that the asset will depreciate at the same rate each year of its useful life. Annual depreciation is calculated by dividing the acquisition cost by the useful life. One full month's depreciation in the month in which the asset is placed in service, regardless of when it was actually placed in service, during the month, and each month thereafter. The total amount depreciated can never exceed the acquired cost, less any salvage value if applicable.

The table reflects the useful lives of various categories of capital assets that the Town uses for calculating depreciation.

K. Inventory Procedures

1. A physical inventory of all capital assets will be conducted at least annually. In addition, random spot checks will be made by printing several tag numbers from the inventory system and physically verifying that the assets correspond to the tag numbers. This is called "Record to Floor" verification. At the same time, several tag numbers of other assets in the audited area will be verified to the inventory system. This is called "Floor-to-record" verification. Emphasis should be placed on identifying newer assets to ensure that they are properly recorded in the inventory system.
2. The physical inventory audit will be completed by December 31 each year.
3. The bar code tags of all assets at each location will be scanned along with an indication of the property, and building. The date the asset was sighted and who performed the inventory will also be recorded.
4. Any Capital Assets found at the location without a bar-coded tag will be entered into the inventory system as a new asset. If the inventory audit determines that an asset was formally acquired and is properly in the custody of the Town but has not been recorded in the inventory system, the Capital Asset Manager will enter the asset as an "addition." For an asset that has previously been entered into the inventory system but the tag has been removed, a new bar-coded tag will be affixed to the asset, and the system will subsequently be updated to reflect the new bar-coded tag number.
5. The Town of Huntington may retain the services of an outside firm to re-evaluate the Town's insurable values on an as-needed basis.

Glossary

–A –

ACCRUAL BASIS ACCOUNTING
Most commonly used accounting method. Reports income when earned and expenses when incurred as opposed to cash-based accounting, which reports income when received and expenses when paid.

ACTIVITY
A program effort that contributes to the attainment of a specific set of performance objectives.

ACTUAL
Actual (as opposed to budgeted) revenues and expenses for the fiscal year indicated.

AD VALOREM
A tax, duty, or fee that varies based on the value of the product, service, or property on which it is levied.

AD VALOREM TAXES
Commonly referred to as property taxes levied on both real and personal property according to the property's valuation and the tax rate.

ADOPTED BUDGET
The financial plan for the fiscal year beginning January 1 as amended and adopted by resolution by the Town Board. The budget, once adopted, is the legal authorization to expend Town funds during the fiscal year identified.

AMERICANS WITH DISABILITIES ACT (ADA)
A Federal Law passed in 1990 prohibits discrimination in employment or the provision of services and facilities on the basis of disability.

ANNUAL COMPREHENSIVE FINANCIAL REPORT (ACFR)
A full disclosure of financial statements for state and local government finances. The Governmental Accounting Standards Board (GASB) provides the generally accepted accounting standards (GAAP) for governments to follow in their accounting.

APPROPRIATION
A legal authorization or allocation that permits officials to incur obligations against and to make expenses for defined purposes.

ARBITRAGE
The simultaneous purchase and sale of the same or an equivalent security to profit from price discrepancies. In government finance, the most common occurrence of arbitrage involves the investment of bond proceeds in an investment that yields a higher interest rate, resulting in interest revenue in excess of interest costs.

ASSESSMENT ROLL
The official list prepared by the Assessor that contains the legal description of each parcel or item of property and its assessed valuation. This term is used to denote the total valuation of all taxable property in the Town.

ASSESSED VALUATION
The valuation set upon real estate and certain personal property by the Assessor as a basis for levying property taxes.

ASSET
Resources that have monetary value owned or held by a government.

ATTRITION
A method of achieving a reduction in personnel by not refilling the positions that have become vacant due to resignation, reassignment, transfer, retirement or means other than layoffs.

AUTHORIZED POSITIONS
Employee positions authorized in the adopted budget are to be filled during the year.

– B –

BALANCED BUDGET
The amount of budgeted expenses is equal to or less than the amount of budgeted revenues and other available funding sources.

BEGINNING FUND BALANCE
The residual non-restricted funds brought forward from the previous fiscal year (ending balance).

BENCHMARKING
The process of critically evaluating a program's or service's activities, functions, operations, and processes (qualitatively and quantitatively) to achieve a desired level of performance. The objective of benchmarking is to introduce and sustain best practices by making valid comparisons with other processes or organizations, resulting in a continual improvement of performance.

BOND
A debt instrument issued for a period of more than one year for the purpose of raising capital by borrowing. The government obtaining the bond

promises to pay a defined sum of money (principal) at a specified future date (date of maturity), along with periodic interest paid at a designated percentage of the principal (rate of interest).

BOND RATINGS
A number of companies assign a risk level to the bonds or debt issued by a government. Risk means the likelihood of default or nonpayment. The lower the risk of nonpayment, the lower the interest the government must pay. Some agencies give an AAA rating to the least risky government bonds. Some of the top rating agencies are Standard & Poor's Corporation, Moody's Investor Service, and Fitch Investor's Service.

BOND REFINANCING
The payoff and reissuance of bonds to obtain better interest rates and/or bond conditions.

BOND RESOLUTION
Town Board Resolution authorizing a bond issue.

BUDGET
An estimate of adopted revenues and expenses for a specific fiscal period.

BUDGETARY BASIS
This refers to the basis of accounting used to estimate the financing resources and uses in the budget. This generally tends to be accrual, modified accrual, or cash basis.

BUDGET DEVELOPMENT CALENDAR
Schedule of key dates or milestones that the Town will follow to prepare and adopt the Adopted budget.

– C –

CAPITAL BUDGET
The six-year Adopted plan that includes the initial budget year and subsequent five "out-years." The Plan is updated annually to include expanded or new capital projects. It specifies Adopted projects and an estimation of resources available to fund project expenses.

CAPITAL PROJECT
A major physical improvement such as construction, acquisition, technology enhancement, and/or infrastructure improvement that adds value to the physical assets of a government or significantly increases the useful life of an asset. It can also refer to building and construction of a new government asset.

CASH BASIS
A basis of accounting in which transactions are recognized only when cash is received or paid.

COLLECTIVE BARGAINING AGREEMENT
A legal contract between the employer and an authorized representative of a recognized bargaining unit for specific terms and conditions of employment.

CONSUMER PRICE INDEX (CPI)
A statistical measure of change, over time, in the prices of goods and services in major expense groups such as food, housing, apparel, transportation, and health and recreation typically purchased by urban consumers. Essentially, it measures the purchasing power of consumers' dollars by comparing what a sample "market basket" of goods and services costs today with what the same sample market basket costs at an earlier date. The United States Department of Labor publishes the Consumer Price Index on a monthly basis.

CONTINGENCY
An appropriation of funds to cover unforeseen events that occur during a fiscal crisis to address unfunded mandates, revenue shortfalls, and other similar events. In addition, funding for vacant positions are placed in the contingency account throughout the year.

CONTRACTUAL SERVICES
Services rendered to a government by private firms, individuals, or other governmental agencies.

– D –

DEBT
Liability or obligation in the form of bonds, loan notes, or mortgages owed to another person(s) or government and required to be paid by a specific date (maturity).

DEBT LIMIT
A statutory limitation whereby a government's net GO Bond debt cannot exceed a specified percentage of the appraised value of property subject to taxation.

DEBT SERVICE
Payment of principal and interest on borrowed money (i.e., bond issuance) according to a predetermined payment schedule.

DEBT SERVICE FUND
A fund established to account for the accumulation of resources for the payment of principal and interest on long-term debt.

DEDICATED TAX
A tax levied to support a specific government program or purpose.

DEFEASANCE
A provision in an instrument that nullifies it if specific acts are performed. Example: Discharge old, low-rate debt without repaying it prior to maturity. Then, use newly purchased securities with lower face values but that pays higher interest. The objective is a cleaner (more debt-free) balance sheet and increased earnings in the amount by which the face amount of the old debt exceeds the cost of the new securities.

DEFICIT (NEGATIVE FUND BALANCE)
The excess of an entity's liabilities over its assets or the excess expenses over revenues during a single accounting period.

DEPARTMENT
A component of the Town that provides a unique program or service within it. A department may be subdivided into divisions (responsibility centers).

DEPARTMENT REQUEST
The budget requested by each Department for annual operations.

DEPRECIATION
Expiration in the service life of capital assets, attributable to wear and tear, deterioration, action of the physical elements, inadequacy, or obsolescence.

– E –

ENDING FUND BALANCE
Funds carried over at the end of the fiscal year to the new fiscal year. Within a fund, the revenue on hand at the beginning of the fiscal year, plus revenues received during the year minus expenses, equals the ending fund balance.

ENTERPRISE FUND
Fund type established to finance and account for the total costs of selected government facilities and services that are predominantly self-supporting by user charges. This type of fund uses the accrual basis of accounting.

EQUALIZATION RATE
At its simplest, an equalization rate is the state's measure of a municipality's level of assessment (LOA). This is the ratio of total assessed value (AV) to the municipality's total market value (MV). The municipality determines the AV; the MV is estimated by the state.

ESTIMATED EXPENSES/REVENUE
Annualized projection of an expense or revenue.

EXPENSE
The cost for goods or services.

– F –

FEES
A charge imposed on the beneficiary or recipient of a service provided by the Town. Its purpose is to help recover some or all of the costs incurred by the Town in providing the service.

FISCAL POLICY
A government's policies with respect to revenues, expenses, and debt management as these relate to government services, programs, and capital investment. Fiscal policy provides an agreed-upon set of principles for the planning and programming of government budgets and related funding.

FISCAL YEAR
A government's twelve-month period designated as the operating year for accounting and budgeting purposes. The Town of Huntington's fiscal year is January 1 through December 31.

FIXED ASSETS
Assets of long-term nature intended to continue to be held or used. Examples are buildings, land, machinery, furniture, and other equipment.

FRINGE BENEFITS
Contributions made by a government to meet obligations for employee benefits such as health insurance, pension plans, FICA, etc.

FULL FAITH AND CREDIT
A pledge of a government's taxing power to repay debt obligations.

FULL-TIME EQUIVALENT (FTE) POSITION
A full-time position or a part-time position converted to the equivalent of a full-time position based on 2,080 hours per year (or a variation relative to the contract agreed upon for that classification). For example, a part-time employee working for 20 hours per week would be the equivalent to .5 of a full-time position.

FUNCTIONS
A component/department of the Town that provides a unique program or service within it. A Department may be subdivided into divisions (responsibility centers).

FUND
An independent fiscal and accounting entity with a self-balancing set of accounts recording cash and/or other resources together with all related liabilities, obligations, reserves, and equities that are segregated to carry out a specific activity or purpose. Each fund is separate and maintains individual records of income and expenses. By law, expenses cannot exceed revenues.

FUND BALANCE
The excess of the assets of a fund over its liabilities, reserves, and carryover.

FUND TYPE
In governmental accounting, there are three broad *types* of funds with specific funds within each. These are:

- Governmental
  - General
  - Special Revenue
  - Debt Service
  - Capital Projects
- Proprietary
  - Enterprise
  - Internal Service
- Fiduciary
  - Expendable Trust
  - Non-Expendable Trust
  - Agency

– G –

GENERALLY ACCEPTED ACCOUNTING PRINCIPLES (GAAP)
A widely accepted set of rules, standards, conventions, and procedures for reporting financial information as established by the Financial Accounting Standards Board.

GENERAL FUND
The primary fund used by the Town for which revenues and expenses are not legally restricted for use. Examples of departments operating within the General Fund include the Department of Engineering, the Department of Audit & Control, and the Town Supervisor's Office.

GENERAL OBLIGATION BOND (GO BOND)
Type of Municipal Bond where principal and interest are secured by the full faith and credit of the issuer and usually supported by either the issuer's unlimited or limited taxing power.

GOAL
A broad operational statement of what a program expects to achieve sometime in the future, thus providing a general description of the desired end state.

GOVERNMENT ACCOUNTING STANDARDS BOARD – STATEMENT 34 (GASB 34)
A Government Accounting Standards Board statement that requires two financial statements of governmental funds: a balance sheet and a statement of revenues, expenses and changes in fund balances. Of note, Statement 34 also requires that the value of infrastructure assets be shown on the balance sheet. In addition, Management's Discussion and Analysis (MD&A) is required.

GRANT
A contribution by a government or other organization to support a particular function and/or purpose. Grants may come from other governments (Federal, State) or from private donors.

– H –

HOURLY
Refers to an employee who fills a temporary or short-term position. Such employees provide contingency staffing for government operations during peak workloads or to fill temporary staffing needs. Hourly employees are paid on a per-hour basis and receive limited benefits.

– I –

IMPACT FEES
A type of charge for services imposed on new construction in order to support specific new demands on a given service (e.g., parks and fire protection).

INDIRECT COST
A cost necessary for the functioning of the government as a whole but which cannot be directly assigned to one service or program area.

INFRASTRUCTURE
Government facilities on which the continuance and growth of a community depend, such as roads, bridges, and similar assets that, are immovable.

INTEREST
The fee charged by a lender to a borrower for the use of borrowed money is usually expressed as an annual percentage of the principal; the rate is dependent on the time value of money, the credit risk of the borrower, and the inflation rate.

INTEREST INCOME
Revenues earned on investments.

INVESTMENT
The purchase of a financial product with the expectation of favorable future returns.

ISSUE
A bond offered for sale by a government.

– J –

JUDGMENT
An amount to be paid or collected by a government as the result of a court decision.

– L –

LEVY
A fixed rate for services that is imposed by a government to support its operations.

LIABILITY
Debt or other legal obligation arising out of a past transaction that must be liquidated, renewed, or refunded at some future date. This term does not include encumbrances.

LINE ITEM BUDGET
A budget that lists each expense category (e.g., salary, equipment, travel, etc.) separately, along with the dollar amount budgeted for each specified category.

LONG-TERM DEBT
Debt with a maturity of more than one year after the date of issuance.

– M –

MATURITY
The date on which the principal or stated value of an investment or debt obligation is due and may be reclaimed.

MISSION STATEMENT
A broad, high-level statement of purpose for an agency/department. A mission statement defines an agency's fundamental purpose, where there is a close relationship between the description of services provided by the divisions within the agency and the planned outcomes.

MODIFIED ACCRUAL BASIS OF ACCOUNTING
The method of accounting under which revenues are recognized in the period that they become available and measurable. Expenses are recognized at the time a liability is incurred pursuant to appropriation authority.

MODIFIED BUDGET
The modified budget is the budget that results from the adopted budget, plus changes made in the budget after it is approved.

-N-

NYSERS
New York State and Local Retirement System.

NYSHIP
New York State Health Insurance Program.

– O –

OBJECT CODE
A code that describes a specific expense or revenue item.

OBJECTIVE
A defined method to accomplish an established goal. A true objective is identified in specific, well-defined, and measurable terms that can be achieved within a specified time frame.

OPERATING BUDGET
The annual spending plan for the daily, recurring operating costs of the government.

OPERATING ENVIRONMENT
Internal and external factors that impact the Department's daily operations.

OPERATING FUNDS
Resources derived from recurring revenue sources and used to finance on-going operating expenses and pay-as-you-go capital projects.

ORIGINAL BUDGET
The adopted budget as approved by the Town Board.

OTPS
Other than Personal Services.

– P –

PAY-AS-YOU-GO BASIS
A term used to describe a financial policy where capital outlays are financed from current revenues to avoid incurring costly debt financing or issuing new debt.

PERFORMANCE-BASED BUDGETING
The allocation of financial resources to programs and services based on their worth, overall performance, and contribution to the Town's overall mission, goals, and objectives.

PERFORMANCE MANAGEMENT
The use of performance measurement information to help set performance goals, allocate and prioritize resources, inform managers to either confirm or change current policy or program directions to achieve those goals, and report on the success of achieving those goals.

PERFORMANCE MEASURE
A specific quantitative or qualitative assessment of results obtained through a program or activity.

PERFORMANCE MEASUREMENT
A process of assessing progress toward achieving predetermined goals, including information on the efficiency with which resources are transformed into goods and services (outputs); the quality of those outputs, i.e., how well they are delivered to customers and the extent to which customers are satisfied (service quality); and the qualitative results of a program activity compared to its intended purpose (outcome).

PERIOD OF PROBABLE USEFULNESS (PPU)
Estimation of the expected life of a capital improvement project. These are generally determined by State statute.

PERSONAL SERVICES
Expenses for salaries, wages, and fringe benefits of a government's employees.

POLICY
A principle used to guide a managerial, operational, or financial decision.

PRINCIPAL
The original amount borrowed through a loan, bond issue, or other form of debt.

PRIOR YEAR ENCUMBRANCES
Obligations from previous fiscal years in the form of purchase orders, contracts, or salary commitments that are chargeable to an appropriation and for which a part of the appropriation is reserved. They cease to be encumbrances when the obligations are paid or otherwise terminated.

PRODUCTIVITY
Average real output per unit of input.

PROGRAM
A discrete service or group of related services provided by an organizational unit designed to achieve the government's goals and objectives.

PROJECT TITLE
A name given to a project that is used for administrative purposes in conjunction with the project number typically captures both the nature and location of the project.

PROPRIETARY FUND
A fund used to account for operations that are financed and operate in a manner similar to business enterprises. Such a fund is established as a self-supporting operation with revenues provided principally from fees, charges, or contracts for services. Measurement focus is on determination of net income, financial position, and changes in financial position.

– R –

RATE
A value describing one quantity in terms of another. Example: *Rate* of interest.

RECOMMENDED BUDGET
The Town Supervisor's recommendation for the Town's financial operations that includes an estimate of Adopted expenses and revenues for a given fiscal year.

REFUNDING BONDS
Bonds issued to retire outstanding bonds that have a higher interest rate. Typically done to effect net present value savings.

REMAINING MATURITY
The amount of time left until a bond becomes due.

RESERVES
A portion of fund equity (set-aside) legally restricted for a specified purpose or not available for appropriation and subsequent spending.

RESOLUTION
A formal written decision of the Town Board.

RESOURCES
Total dollars available for appropriation that includes estimated revenues, fund transfers, and beginning fund balances.

RESTRUCTURING
Major organizational changes aimed at greater efficiency and adaptation to changing economies, markets and stakeholder expectations.

REVENUE
The taxes, fees, charges, special assessments, grants, and other funds collected and received by the Town to support its services and/or capital improvement projects.

RFPs
Request for proposals.

RISK
A probability estimate of loss or less-than-expected returns.

– S –

SATISFACTION OF DEBT
Document issued by a lender upon complete repayment of debt.

SCAR
Small Claims Assessment Review.

SPECIAL DISTRICT
A designated geographic area established to provide a specialized service usually petitioned by the citizenry and approved by the Legislature.

SPECIAL REVENUE FUND
Fund used to account for revenues received that have specific purposes for which they can be used.

STAR
School Tax Relief.

STRAIGHT-LINE DEPRECIATION
Depreciating an asset minus its salvage value by the same (fixed) amount every year over its useful life. For example: If a vehicle costs $20,000 with a salvage value of $2,000 and useful life of three years, it will be depreciated at a cost of $6,000 per year.

STRATEGIC PLAN
Similar to a corporate plan but not restricted to organizational boundaries. A strategic plan gives direction and cohesion to activities over a specified time frame.

SURPLUS
The amount by which the government's total revenues exceed its total outlays in a given period, usually a fiscal year.

– T –

TAX
Compulsory charge levied to finance services performed by the government for the benefit of the community (citizens, businesses, etc.).

TAX LEVY
The resultant product when the tax base multiplies the tax rate per $100. Revenues are less than the levy because of delinquencies, tax roll errors, and court cases contesting assessed property value.

TAX RATE
The amount of tax levied for each $100 of assessed valuations. The tax rate is applied to the assessed valuation to derive the tax levy.

TOWN SUPERVISOR'S BUDGET TRANSMITTAL LETTER
The Town Supervisor's letter to the Town Board summarizing critical aspects of the budget, including fiscal changes from the current fiscal year, strategic initiatives, goals, objectives, themes, and priorities that are encompassed within the Town's budget.

TRANSFER IN/OUT
Amount transferred from one fund to another to assist in financing the services for the recipient fund.

TRUST FUND
A trust fund consists of resources received and held by a government unit as a trustee to be expended or invested in accordance with the conditions of the trust.

– U –

UNENCUMBERED BALANCE
The amount of an appropriation that is neither expended nor encumbered. It is essentially the amount of money still available for future use.

UNRESERVED FUND BALANCE
The portion of a fund's balance that is not restricted for a specific purpose and is available for general appropriation.

UPGRADE
A positive change in ratings for an issuing entity or a security, such as a credit bureau's upgrading of a bond.

USEFUL LIFE
The length of time that a depreciable asset is expected to be useable.

– V –

VARIANCE
Compares the budget with the actual. The effort in government is to stay within budget and to avoid unfavorable variances, that is, where the actual collection or expense is out of line with the budget.

VISION
A long-term goal which indicates the intent of the government and what it wants to achieve.

– W –

WORKLOAD INDICATORS
A performance measurement category that compares output to demand (people served, transactions processed, complaints addressed).

– Y –

YEAR-END
This term is used in reference to the end of the fiscal year for the Town, December 31st.

YEAR-TO-DATE (YTD)
For the period that starts at the beginning of the fiscal year (January 1 for the Town) to the current date.

Appendix A

General Fund Revenue Detail

Object	Description	2025 Actual	2026 Budget	2026 Forecast	2027 Budget
A0511-General Fund					
0511R	Appropriated Reserves	0	1,862,620	1,862,620	0
Total General Fund		**0**	**1,862,620**	**1,862,620**	**0**
A0599-General Fund					
0599R	Appropriated Fund Balance	0	4,617,484	4,617,484	0
Total General Fund		**0**	**4,617,484**	**4,617,484**	**0**
A1001-General Fund					
1001	Real Property Taxes	56,566,543	56,285,393	56,287,041	72,442,631
Total General Fund		**56,566,543**	**56,285,393**	**56,287,041**	**72,442,631**
A1032-General Fund					
1032	Unpaid Property Clean-up	36,810	80,000	28,230	80,000
Total General Fund		**36,810**	**80,000**	**28,230**	**80,000**
A1081-General Fund					
1081	Other Payments Lieu of Taxes	88,791	90,657	59,913	975,000
Total General Fund		**88,791**	**90,657**	**59,913**	**975,000**
A1090-General Fund					
1090	Interest & Penalties	360,773	280,000	376,413	280,000
Total General Fund		**360,773**	**280,000**	**376,413**	**280,000**
A1170-General Fund					
1170	Franchises	4,334,270	4,600,000	4,600,000	3,850,000
Total General Fund		**4,334,270**	**4,600,000**	**4,600,000**	**3,850,000**
A1240-General Fund					
1240	Comptroller's Fee - Ret Checks	9,840	1,000	280	1,000
Total General Fund		**9,840**	**1,000**	**280**	**1,000**
A1255-General Fund					
1255	Clerk Fees	482,070	350,000	350,000	250,000
Total General Fund		**482,070**	**350,000**	**350,000**	**250,000**
A1257-Town Clerk-Publication Fees					
1257	Town Clerk-Publication Fees	1,477	3,000	1,400	3,000
Total Town Clerk-Publication Fees		**1,477**	**3,000**	**1,400**	**3,000**
A1260-General Fund					
1260	FOIL Request	764	1,000	11	1,000
Total General Fund		**764**	**1,000**	**11**	**1,000**
A1265-Attorney's Fees					
1265	Town Attorney Fees	50,000	50,000	48,500	50,000
Total Attorney's Fees		**50,000**	**50,000**	**48,500**	**50,000**

General Fund Revenue Detail

Object	Description	2025 Actual	2026 Budget	2026 Forecast	2027 Budget
A1266-Charge for Services					
1266	Court Fees	119,615	100,000	100,000	100,000
Total Charge for Services		**119,615**	**100,000**	**100,000**	**100,000**
A1289-Other General Dept Inc					
1289	Other Departmental Income	1,232,567	6,525	1,625	6,525
Total Other General Dept Inc		**1,232,567**	**6,525**	**1,625**	**6,525**
A1589-Other Public Safety Income					
1589	Other Public Safety Income	84,480	100,000	80,000	100,000
Total Other Public Safety Income		**84,480**	**100,000**	**80,000**	**100,000**
A1740-General Fund					
1740	Parking Meter Fees	839,939	900,000	850,000	700,000
Total General Fund		**839,939**	**900,000**	**850,000**	**700,000**
A1750-General Fund					
1750	Bus Operations-Fixed Route	46,502	100,000	50,000	50,000
Total General Fund		**46,502**	**100,000**	**50,000**	**50,000**
A1751-Bus Advertising					
1751	Bus Advertising	53,415	100,000	50,000	50,000
Total Bus Advertising		**53,415**	**100,000**	**50,000**	**50,000**
A1752-General Fund					
1752	Bus Operations-Paratransit	146,466	125,000	125,000	125,000
Total General Fund		**146,466**	**125,000**	**125,000**	**125,000**
A1789-Launch Service					
1789	Other Transportation Income	114,089	100,000	106,500	100,000
Total Launch Service		**114,089**	**100,000**	**106,500**	**100,000**
A1973-General Fund					
1973	Sr Citizen Day Care	280,184	330,000	330,000	330,000
Total General Fund		**280,184**	**330,000**	**330,000**	**330,000**
A1974-General Fund					
1974	Sr Citizen Chore	12,489	7,000	7,000	7,000
Total General Fund		**12,489**	**7,000**	**7,000**	**7,000**
A1976-General Fund					
1976	Sr Citizen Nutrition Program	168,924	130,000	150,000	130,000
Total General Fund		**168,924**	**130,000**	**150,000**	**130,000**
A1978-General Fund					
1978	Sr Citizen E.I.S.E.P.	2,498	5,000	2,000	5,000
Total General Fund		**2,498**	**5,000**	**2,000**	**5,000**

General Fund Revenue Detail

Object	Description	2025 Actual	2026 Budget	2026 Forecast	2027 Budget
A1981-Sr Citizen Kayak					
1981	Sr Citizen Kayak	1,675	1,800	1,450	1,800
Total Sr Citizen Kayak		**1,675**	**1,800**	**1,450**	**1,800**
A1985-Sr. Citizen Beach House Rental					
1985	Sr. Citizen Beach House Rental	4,400	5,000	2,050	5,000
Total Sr. Citizen Beach House Rental		**4,400**	**5,000**	**2,050**	**5,000**
A2001-General Fund					
2001	P&R - Play/Rec Fees	238,680	575,000	240,000	400,000
Total General Fund		**238,680**	**575,000**	**240,000**	**400,000**
A2003-General Fund					
2003	Park Advertising Revenue	0	7,500	0	7,500
Total General Fund		**0**	**7,500**	**0**	**7,500**
A2005-General Fund					
2005	Recreation Cards	59,740	100,000	55,000	100,000
Total General Fund		**59,740**	**100,000**	**55,000**	**100,000**
A2006-General Fund					
2006	Parks and Rec - Fee Class	575,723	675,000	500,000	575,000
Total General Fund		**575,723**	**675,000**	**500,000**	**575,000**
A2007-General Fund					
2007	Developmentally Disabled	24,210	26,000	14,460	26,000
Total General Fund		**24,210**	**26,000**	**14,460**	**26,000**
A2008-Dix Hills Park Rec Fees					
2008	Dix Hills Park Rec Fees	628,235	650,000	650,000	650,000
Total Dix Hills Park Rec Fees		**628,235**	**650,000**	**650,000**	**650,000**
A2012-General Fund					
2012	Recreation Concessions	129,532	80,000	80,000	80,000
Total General Fund		**129,532**	**80,000**	**80,000**	**80,000**
A2025-General Fund					
2025	Beach Fees	276,323	465,000	325,000	400,000
Total General Fund		**276,323**	**465,000**	**325,000**	**400,000**
A2026-Dix Hills Park Complex					
2026	Dix Hills Pool Fees	62,941	120,000	58,000	60,000
Total Dix Hills Park Complex		**62,941**	**120,000**	**58,000**	**60,000**
A2040-Marina & Docks					
2040	Marina & Dock Fees	691,034	702,000	620,000	702,000
Total Marina & Docks		**691,034**	**702,000**	**620,000**	**702,000**

General Fund Revenue Detail

Object	Description	2025 Actual	2026 Budget	2026 Forecast	2027 Budget
A2041-Boat Racks					
2041	Boat Racks	48,825	55,000	42,200	55,000
Total Boat Racks		**48,825**	**55,000**	**42,200**	**55,000**
A2051-Golf Course Green Fees					
2051	Golf Fees	2,296,330	2,200,000	2,200,000	2,200,000
Total Golf Course Green Fees		**2,296,330**	**2,200,000**	**2,200,000**	**2,200,000**
A2052-Golf Cards					
2052	Golf Cards	29,450	60,000	30,000	60,000
Total Golf Cards		**29,450**	**60,000**	**30,000**	**60,000**
A2065-Dix Hills Park Complex					
2065	Skating Rink Fees	3,047,187	3,150,000	3,000,000	3,000,000
Total Dix Hills Park Complex		**3,047,187**	**3,150,000**	**3,000,000**	**3,000,000**
A2130-General Fund					
2130	Refuse & Garbage Charges	7,988,653	7,935,000	7,935,000	7,935,000
Total General Fund		**7,988,653**	**7,935,000**	**7,935,000**	**7,935,000**
A2131-General Fund					
2131	Town Of Smithtown RRP	10,800,131	11,062,500	11,000,000	12,000,000
Total General Fund		**10,800,131**	**11,062,500**	**11,000,000**	**12,000,000**
A2132-General Fund					
2132	Refuse District Tipping Fees	8,028,131	8,640,000	8,000,000	8,640,000
Total General Fund		**8,028,131**	**8,640,000**	**8,000,000**	**8,640,000**
A2135-General Fund					
2135	Resource Recovery Penalty Fee	0	10,000	0	10,000
Total General Fund		**0**	**10,000**	**0**	**10,000**
A2150-General Fund					
2150	Sale of Electric	0	0	15,000	15,000
Total General Fund		**0**	**0**	**15,000**	**15,000**
A2376-Refuse & Garb Serv, Other Gov					
2376	Refuse & Garb Serv, Other Gov	77,928	80,000	10,000	80,000
Total Refuse & Garb Serv, Other Gov		**77,928**	**80,000**	**10,000**	**80,000**
A2389-Misc Revenue, Other Government					
2389	Misc Revenue, Other Government	120,979	40,000	112,000	40,000
Total Misc Revenue, Other Government		**120,979**	**40,000**	**112,000**	**40,000**
A2401-General Fund					
2401	Interest & Earnings	3,091,003	3,120,000	3,000,000	2,800,000
Total General Fund		**3,091,003**	**3,120,000**	**3,000,000**	**2,800,000**

General Fund Revenue Detail

Object	Description	2025 Actual	2026 Budget	2026 Forecast	2027 Budget
A2405-General Fund					
2405	Interest/Env Open Space Resrve	433,702	0	275,000	0
Total General Fund		**433,702**	**0**	**275,000**	**0**
A2408-General Fund					
2408	Interest/Miscellaneous Reserve	329,883	0	225,000	0
Total General Fund		**329,883**	**0**	**225,000**	**0**
A2410-Rental of Real Property					
2410	Rental of Real Property	549,957	650,000	650,000	650,000
Total Rental of Real Property		**549,957**	**650,000**	**650,000**	**650,000**
A2411-Organic Garden Rental					
2411	Organic Garden Rental	11,565	11,500	11,600	11,600
Total Organic Garden Rental		**11,565**	**11,500**	**11,600**	**11,600**
A2414-General Fund					
2414	Tower Rental	462,986	475,000	400,000	400,000
Total General Fund		**462,986**	**475,000**	**400,000**	**400,000**
A2440-General Fund					
2440	Rental, Other	21,551	0	15,000	0
Total General Fund		**21,551**	**0**	**15,000**	**0**
A2540-General Fund					
2540	BINGO Licenses	35,477	20,000	26,000	26,000
Total General Fund		**35,477**	**20,000**	**26,000**	**26,000**
A2543-General Fund					
2543	Dogs Other	11,380	12,000	10,000	12,000
Total General Fund		**11,380**	**12,000**	**10,000**	**12,000**
A2544-General Fund					
2544	Dog Licenses Fees	4,778	10,000	4,000	10,000
Total General Fund		**4,778**	**10,000**	**4,000**	**10,000**
A2545-Town Dog Licenses					
2545	Other Licences	3,645	9,000	3,600	9,000
Total Town Dog Licenses		**3,645**	**9,000**	**3,600**	**9,000**
A2546-GIS Licenses					
2546	GIS Licenses	0	100,000	40,000	60,000
Total GIS Licenses		**0**	**100,000**	**40,000**	**60,000**
A2556-General Fund					
2556	Parking Permits	856,050	970,297	800,000	850,000
Total General Fund		**856,050**	**970,297**	**800,000**	**850,000**

General Fund Revenue Detail

Object	Description	2025 Actual	2026 Budget	2026 Forecast	2027 Budget
A2588-General Fund					
2588	Mooring Permits	61,680	70,000	62,000	70,000
Total General Fund		**61,680**	**70,000**	**62,000**	**70,000**
A2592-Permits					
2592	Permits	33,700	60,000	11,000	30,000
Total Permits		**33,700**	**60,000**	**11,000**	**30,000**
A2593-Marine Conservation Permit					
2593	Marine Conservation Permit	1,697	10,000	4,339	10,000
Total Marine Conservation Permit		**1,697**	**10,000**	**4,339**	**10,000**
A2610-General Fund					
2610	Fines & Forfeited Bail	928,608	325,000	522,349	325,000
Total General Fund		**928,608**	**325,000**	**522,349**	**325,000**
A2611-General Fund					
2611	Parking Violations Fines	980,817	1,250,000	980,000	1,000,000
Total General Fund		**980,817**	**1,250,000**	**980,000**	**1,000,000**
A2650-General Fund					
2650	Sale of Scrap & Exc Matl	31,251	35,000	25,000	35,000
Total General Fund		**31,251**	**35,000**	**25,000**	**35,000**
A2651-General Fund					
2651	Sales Of Recycled Materials	15,935	1,246	15,000	12,500
Total General Fund		**15,935**	**1,246**	**15,000**	**12,500**
A2653-General Fund					
2653	Sale Of Compost	13,540	8,000	8,000	8,000
Total General Fund		**13,540**	**8,000**	**8,000**	**8,000**
A2655-General Fund					
2655	Minor Sales, Other	2,423	8,000	2,500	8,000
Total General Fund		**2,423**	**8,000**	**2,500**	**8,000**
A2660-General Fund					
2660	Sale Of Property	3,800	0	0	0
Total General Fund		**3,800**	**0**	**0**	**0**
A2665-General Fund					
2665	Sale Of Equipment	164,168	122,820	80,000	50,000
Total General Fund		**164,168**	**122,820**	**80,000**	**50,000**
A2680-General Fund					
2680	Insurance Recoveries	232,571	257,400	225,000	200,000
Total General Fund		**232,571**	**257,400**	**225,000**	**200,000**

General Fund Revenue Detail

Object	Description	2025 Actual	2026 Budget	2026 Forecast	2027 Budget
A2690-General Fund					
2690	Other Compensation For Loss	1,577,959	20,000	6,500	20,000
Total General Fund		**1,577,959**	**20,000**	**6,500**	**20,000**
A2705-General Fund					
2705	Gifts & Donations	8,385	6,250	8,275	0
Total General Fund		**8,385**	**6,250**	**8,275**	**0**
A2709-General Fund					
2709	Employee/Retiree Contributions	1,831,925	2,000,000	2,000,000	2,000,000
Total General Fund		**1,831,925**	**2,000,000**	**2,000,000**	**2,000,000**
A2710-Premium on Obligations					
2710	Premium on Obligations	13,505	0	0	0
Total Premium on Obligations		**13,505**	**0**	**0**	**0**
A2770-General Fund					
2770	Unclassified Revenues	34,637	35,172	10,000	30,000
Total General Fund		**34,637**	**35,172**	**10,000**	**30,000**
A3001-General Fund					
3001	State Aid, Per Capita	1,067,256	1,067,256	1,067,256	1,067,256
Total General Fund		**1,067,256**	**1,067,256**	**1,067,256**	**1,067,256**
A3005-General Fund					
3005	State Aid, Mortgage Tax	9,124,138	9,000,000	8,750,000	9,000,000
Total General Fund		**9,124,138**	**9,000,000**	**8,750,000**	**9,000,000**
A3089-General Fund					
3089	State Aid, Other	75,881	0	0	0
Total General Fund		**75,881**	**0**	**0**	**0**
A3594-General Fund					
3594	State Aid Bus Operations	791,395	812,500	791,395	812,500
Total General Fund		**791,395**	**812,500**	**791,395**	**812,500**
A3595-General Fund					
3595	County Aid, Bus Operations	88,669	80,000	80,000	80,000
Total General Fund		**88,669**	**80,000**	**80,000**	**80,000**
A3774-General Fund					
3774	County Aid Chore	27,061	2,500	31,065	2,500
Total General Fund		**27,061**	**2,500**	**31,065**	**2,500**
A3776-General Fund					
3776	County Aid Nutrition Program	508,910	300,000	356,000	300,000
Total General Fund		**508,910**	**300,000**	**356,000**	**300,000**

General Fund Revenue Detail

Object	Description	2025 Actual	2026 Budget	2026 Forecast	2027 Budget
A3777-General Fund					
3777	County Aid Home Aide	65,300	65,500	65,500	65,500
Total General Fund		**65,300**	**65,500**	**65,500**	**65,500**
A3778-General Fund					
3778	County Aid - EISEP	53,746	60,000	53,000	60,000
Total General Fund		**53,746**	**60,000**	**53,000**	**60,000**
A3821-General Fund					
3821	State Aid Youth Services	482,052	722,470	700,000	671,282
Total General Fund		**482,052**	**722,470**	**700,000**	**671,282**
A3831-General Fund					
3831	County Aid Youth Services	320,302	361,988	361,988	344,957
Total General Fund		**320,302**	**361,988**	**361,988**	**344,957**
A3833-General Fund					
3833	Other Aid Yth Serv-Village	750	750	750	750
Total General Fund		**750**	**750**	**750**	**750**
A3889-General Fund					
3889	St Aid Prog for Dev Disabled	0	50,000	0	0
Total General Fund		**0**	**50,000**	**0**	**0**
A3905-General Fund					
3905	St Aid Household HazMat	47,820	47,000	47,000	47,000
Total General Fund		**47,820**	**47,000**	**47,000**	**47,000**
A3915-General Fund					
3915	St Aid, Clean Air Clean Water	10,439	20,000	10,385	20,000
Total General Fund		**10,439**	**20,000**	**10,385**	**20,000**
A3989-General Fund					
3989	State Aid, Other Home & Comm	0	0	8,046	0
Total General Fund		**0**	**0**	**8,046**	**0**
A4594-General Fund					
4594	Federal Aid Bus Operations	600,000	300,000	300,000	300,000
Total General Fund		**600,000**	**300,000**	**300,000**	**300,000**
A4773-Fed Aid - Soc Model Adult D/C					
4773	Fed Aid - Soc Model Adult D/C	10,000	10,000	7,000	10,000
Total Fed Aid - Soc Model Adult D/C		**10,000**	**10,000**	**7,000**	**10,000**
A4774-General Fund					
4774	Federal Aid CHORE	0	22,000	0	0
Total General Fund		**0**	**22,000**	**0**	**0**

General Fund Revenue Detail

Object	Description	2025 Actual	2026 Budget	2026 Forecast	2027 Budget
A4776-General Fund					
4776	Federal Aid Nutrition Program	0	110,000	0	0
Total General Fund		**0**	**110,000**	**0**	**0**
A4785-General Fund					
4785	Federal Aid - FEMA	11	0	0	0
Total General Fund		**11**	**0**	**0**	**0**
A4789-General Fund					
4789	Federal Aid Project Play	36,676	48,000	35,000	48,000
Total General Fund		**36,676**	**48,000**	**35,000**	**48,000**
A5031-General Fund					
5031	Interfund Transfers	4,777,618	5,340,467	5,340,467	5,784,032
Total General Fund		**4,777,618**	**5,340,467**	**5,340,467**	**5,784,032**
A5033-General Fund					
5033	Capital Project Transfers	1,296,174	2,788,985	2,788,985	0
Total General Fund		**1,296,174**	**2,788,985**	**2,788,985**	**0**
Fund Total		**131,295,386**	**137,660,579**	**135,188,177**	**143,919,333**

General Fund Expenditures Detail

Object	Description	2025 Actual	2026 Budget	2026 Forecast	2027 Budget
A1010-Town Board					
1100	Regular Salaries	359,719	610,506	610,506	738,000
1150	Part Time Salaries	11,509	8,000	8,000	8,160
1175	Seasonal Salaries	880	5,400	3,500	3,500
1300	Overtime Salaries	114	200	0	0
1400	Summer Casual Salaries	6,766	7,000	12,000	12,000
4110	Office Supplies	0	1,500	500	1,500
4210	Telephone	0	1,000	0	1,000
4400	Travel Expenses	0	0	0	3,000
4470	Uniforms	86	0	0	0
4500	Printing/Scanning	0	250	0	250
4530	Books	0	600	0	600
4610	Supplies	0	500	0	500
8020	Social Security	27,302	28,089	25,089	59,000
8021	MTA Tax	650	0	0	0
Total Town Board		**407,026**	**663,045**	**659,595**	**827,510**
A1110-Administrative Adjudication					
1100	Regular Salaries	29,360	50,289	50,289	52,546
1150	Part Time Salaries	103,358	115,000	115,000	117,300
1300	Overtime Salaries	0	41	42	0
1400	Summer Casual Salaries	1,350	4,959	0	5,100
4110	Office Supplies	980	1,000	250	1,000
4550	Outside Professional	3,210	4,000	3,000	4,000
8020	Social Security	9,830	13,027	13,027	13,827
8021	MTA Tax	201	0	0	0
Total Administrative Adjudication		**148,289**	**188,316**	**181,608**	**193,773**
A1130-Traffic Violations Board					
4550	Outside Professional	119,380	114,050	100,050	100,050
Total Traffic Violations Board		**119,380**	**114,050**	**100,050**	**100,050**

General Fund Expenditures Detail

Object	Description	2025 Actual	2026 Budget	2026 Forecast	2027 Budget
A1220-Supervisor					
1100	Regular Salaries	819,703	878,069	878,069	764,000
1150	Part Time Salaries	206	5,000	5,000	5,100
1300	Overtime Salaries	104	200	200	204
1400	Summer Casual Salaries	4,825	10,000	10,000	10,200
4110	Office Supplies	2,349	2,750	2,750	2,750
4400	Travel Expenses	0	100	0	100
4530	Books	260	600	600	600
4550	Outside Professional	55,200	93,104	90,000	0
4720	Conferences & Dues	0	500	0	500
4950	Other	0	500	0	500
8020	Social Security	60,223	68,335	68,335	60,000
8021	MTA Tax	1,210	0	0	0
Total Supervisor		**944,078**	**1,059,158**	**1,054,954**	**843,954**
A1225-Constituent Services					
1100	Regular Salaries	273,471	396,202	396,202	303,000
1150	Part Time Salaries	0	2,500	1,706	0
1300	Overtime Salaries	51,985	21,500	24,000	27,500
8020	Social Security	23,401	47,928	47,928	21,000
8021	MTA Tax	676	0	0	0
Total Constituent Services		**349,534**	**468,130**	**469,836**	**351,500**
A1315-Comptroller					
1100	Regular Salaries	878,608	1,013,269	1,016,967	1,111,000
1150	Part Time Salaries	12,477	34,000	34,000	34,000
1300	Overtime Salaries	578	2,500	500	510
1400	Summer Casual Salaries	11,412	16,420	18,600	30,000
2600	Equipment & Machinery	2,099	775	775	775
4000	Credit Card Fees	294	500	500	500
4110	Office Supplies	456	1,100	1,000	1,000
4115	Small Furn & Office Equip	105	0	0	250
4122	Computer Supp, Software	220	100	100	900
4400	Travel Expenses	0	350	350	350
4470	Uniforms	0	250	250	0
4510	Equip Supplies, Repairs & Main	315	350	350	350
4550	Outside Professional	221,128	300,000	250,000	350,000
4570	Service Contracts	5,242	15,000	17,661	15,000
4720	Conferences & Dues	4,155	4,630	4,550	5,000
8020	Social Security	66,369	76,386	76,386	88,000
8021	MTA Tax	1,504	0	0	0
Total Comptroller		**1,204,962**	**1,465,630**	**1,421,989**	**1,637,635**

General Fund Expenditures Detail

Object	Description	2025 Actual	2026 Budget	2026 Forecast	2027 Budget
A1316-Payroll					
1100	Regular Salaries	192,026	278,798	255,210	275,000
1300	Overtime Salaries	18,113	13,000	13,000	13,500
4110	Office Supplies	0	500	500	500
4400	Travel Expenses	0	100	100	100
4550	Outside Professional	145,474	150,000	150,000	150,000
4720	Conferences & Dues	200	750	750	750
8020	Social Security	15,623	20,518	20,518	20,668
8021	MTA Tax	315	0	0	0
Total Payroll		**371,750**	**463,666**	**440,078**	**460,518**
A1330-Receiver Of Taxes					
1100	Regular Salaries	470,098	624,824	624,824	631,000
1150	Part Time Salaries	10,610	10,000	10,000	10,500
1175	Seasonal Salaries	93,840	80,000	80,000	82,000
1300	Overtime Salaries	62,148	48,000	48,000	65,000
1400	Summer Casual Salaries	225	0	0	0
2600	Equipment & Machinery	0	1,000	1,000	1,000
4110	Office Supplies	1,292	5,500	5,500	5,500
4115	Small Furn & Office Equip	0	600	600	600
4130	Postage	97,787	92,000	92,000	95,000
4290	Other Equipment Rental	3,558	3,600	3,600	3,600
4400	Travel Expenses	0	500	500	500
4500	Printing/Scanning	13,168	11,500	11,500	11,500
4510	Equip Supplies, Repairs & Main	0	100	100	100
4570	Service Contracts	820	1,600	1,600	1,600
4700	Advertising	48	100	100	100
4720	Conferences & Dues	425	1,100	1,100	1,100
8020	Social Security	47,614	57,276	57,276	55,000
8021	MTA Tax	1,110	0	0	0
Total Receiver Of Taxes		**802,743**	**937,700**	**937,700**	**964,100**

Object	Description	2025 Actual	2026 Budget	2026 Forecast	2027 Budget
A1345-Purchasing					
1100	Regular Salaries	275,944	376,409	374,593	380,754
1150	Part Time Salaries	35,068	35,640	35,640	36,000
1300	Overtime Salaries	621	500	500	500
1400	Summer Casual Salaries	6,327	7,000	7,000	7,000
2200	Office Equipment	0	500	500	500
4110	Office Supplies	721	1,250	1,250	1,250
4400	Travel Expenses	0	500	0	500
4530	Books	1,400	250	0	250
4700	Advertising	3,420	6,000	2,000	6,000
4720	Conferences & Dues	125	1,000	1,000	1,000
8020	Social Security	23,048	25,212	25,212	32,494
8021	MTA Tax	453	0	0	0
Total Purchasing		**347,128**	**454,261**	**447,695**	**466,248**
A1355-Assessor					
1100	Regular Salaries	748,181	836,395	836,395	867,000
1150	Part Time Salaries	67,565	85,000	85,000	100,000
1300	Overtime Salaries	56	4,450	4,500	4,000
1400	Summer Casual Salaries	4,607	5,000	5,000	5,000
2200	Office Equipment	0	0	0	500
4110	Office Supplies	621	2,150	2,000	3,800
4115	Small Furn & Office Equip	0	500	500	500
4130	Postage	662	700	700	700
4400	Travel Expenses	323	1,000	1,000	1,000
4470	Uniforms	400	0	0	0
4500	Printing/Scanning	0	1,000	0	1,000
4530	Books	0	1,500	0	1,500
4550	Outside Professional	212,296	527,704	450,000	400,000
4570	Service Contracts	6,900	7,100	7,100	7,100
4700	Advertising	104	150	150	104
4720	Conferences & Dues	300	1,865	750	750
4850	Tuition	320	0	0	1,500
8020	Social Security	59,879	64,608	64,608	74,000
8021	MTA Tax	1,193	0	0	0
Total Assessor		**1,103,407**	**1,539,122**	**1,457,703**	**1,468,454**
A1356-Assessment Review Board					
1100	Regular Salaries	46,966	52,000	52,000	52,000
4110	Office Supplies	0	100	0	100
4460	Outside Stenographic	2,667	4,835	2,000	6,400
8020	Social Security	2,384	3,978	3,978	3,978
8021	MTA Tax	46	0	0	0
Total Assessment Review Board		**52,063**	**60,913**	**57,978**	**62,478**

General Fund Expenditures Detail

Object	Description	2025 Actual	2026 Budget	2026 Forecast	2027 Budget
A1357-Star Exemption					
1100	Regular Salaries	77,320	76,496	76,496	80,000
1300	Overtime Salaries	456	1,000	1,000	1,000
4110	Office Supplies	0	500	0	500
4130	Postage	1,873	2,000	2,000	2,000
8020	Social Security	5,726	5,928	5,928	7,000
8021	MTA Tax	113	0	0	0
Total Star Exemption		**85,489**	**85,924**	**85,424**	**90,500**
A1380-Fiscal Agent Fees					
4600	Bond & Note Issue & Serv Exp	4,204	35,000	20,000	35,000
Total Fiscal Agent Fees		**4,204**	**35,000**	**20,000**	**35,000**
A1410-Town Clerk					
1100	Regular Salaries	814,851	848,494	848,494	861,000
1150	Part Time Salaries	27,702	21,500	21,500	22,000
1300	Overtime Salaries	2,265	5,000	5,000	5,000
1400	Summer Casual Salaries	0	10,000	0	30,000
4110	Office Supplies	3,538	11,500	7,500	6,500
4530	Books	0	150	150	150
4720	Conferences & Dues	127	2,500	2,500	2,500
8020	Social Security	61,331	69,615	69,615	67,000
8021	MTA Tax	1,196	0	0	0
Total Town Clerk		**911,010**	**968,759**	**954,759**	**994,150**
A1411-Town Clerk Record Center					
1150	Part Time Salaries	110,403	100,000	85,000	85,000
4110	Office Supplies	788	1,500	1,500	1,500
4190	Celebrations	86	1,000	1,000	1,000
4720	Conferences & Dues	170	500	1,000	1,000
8020	Social Security	8,446	6,620	6,500	7,000
8021	MTA Tax	166	0	0	0
Total Town Clerk Record Center		**120,059**	**109,620**	**95,000**	**95,500**
A1412-Town Board Meetings & Admin					
4460	Outside Stenographic	16,524	25,000	20,000	20,000
4530	Books	15,289	22,500	17,500	22,500
4700	Advertising	18,511	38,000	22,500	22,500
Total Town Board Meetings & Admin		**50,323**	**85,500**	**60,000**	**65,000**

Object	Description	2025 Actual	2026 Budget	2026 Forecast	2027 Budget
A1415-Commuter Parking					
1100	Regular Salaries	88,531	104,011	104,011	109,000
1300	Overtime Salaries	90	1,000	500	1,000
4110	Office Supplies	0	500	500	500
8020	Social Security	6,306	8,033	8,033	9,000
8021	MTA Tax	102	0	0	0
Total Commuter Parking		**95,029**	**113,544**	**113,044**	**119,500**
A1420-Town Attorney					
1100	Regular Salaries	1,039,039	1,172,067	1,172,067	1,303,000
1150	Part Time Salaries	314,495	460,000	460,000	469,200
1175	Seasonal Salaries	791	300	0	0
1200	Non-Permanent Salaries	0	0	50,000	0
1300	Overtime Salaries	49	1,500	250	1,000
1400	Summer Casual Salaries	6,182	6,000	4,000	6,000
2100	Furniture and Furnishings	0	2,000	0	2,000
2200	Office Equipment	0	0	0	1,000
4110	Office Supplies	1,041	1,000	1,000	1,000
4400	Travel Expenses	2,710	6,000	6,000	6,000
4460	Outside Stenographic	21,592	20,000	12,500	20,000
4500	Printing/Scanning	0	7,500	5,000	7,500
4530	Books	20,573	25,000	25,000	25,000
4550	Outside Professional	22,012	75,000	50,000	75,000
4551	Outside Professional - Legal	1,147,856	950,000	950,000	1,250,000
4700	Advertising	0	500	500	500
4720	Conferences & Dues	5,817	3,000	3,000	3,000
8020	Social Security	99,425	136,270	136,270	137,000
8021	MTA Tax	2,009	0	0	0
Total Town Attorney		**2,683,591**	**2,866,137**	**2,875,587**	**3,307,200**
A1430-Personnel					
1100	Regular Salaries	436,926	439,535	439,535	427,000
1150	Part Time Salaries	42,843	30,000	30,000	30,000
1300	Overtime Salaries	2,301	8,000	20,000	20,000
1400	Summer Casual Salaries	6,782	9,000	8,500	7,500
4110	Office Supplies	0	2,950	2,950	2,950
4400	Travel Expenses	118	1,050	1,050	1,050
4550	Outside Professional	0	3,500	0	7,500
4570	Service Contracts	0	22,750	0	27,750
4700	Advertising	0	2,000	0	2,000
8020	Social Security	35,421	36,531	36,531	36,531
8021	MTA Tax	728	0	0	0
Total Personnel		**525,117**	**555,316**	**538,566**	**562,281**

Object	Description	2025 Actual	2026 Budget	2026 Forecast	2027 Budget
A1431-Union Representatives					
1100	Regular Salaries	341,437	335,376	335,376	345,000
8020	Social Security	25,132	25,656	25,656	27,000
8021	MTA Tax	506	0	0	0
Total Union Representatives		**367,075**	**361,032**	**361,032**	**372,000**
A1440-Town Engineer					
1100	Regular Salaries	780,338	1,101,030	1,101,030	896,000
1300	Overtime Salaries	134,937	79,000	150,000	150,000
2100	Furniture and Furnishings	192,603	6,686	6,687	0
2103	Land Improvements	0	30,000	30,000	0
4110	Office Supplies	820	1,500	1,500	1,500
4400	Travel Expenses	0	0	0	1,000
4470	Uniforms	252	500	500	500
4510	Equip Supplies, Repairs & Main	0	0	0	500
4530	Books	0	0	0	1,000
4550	Outside Professional	26,150	44,600	5,000	25,000
4580	Laboratory Supplies	0	0	500	500
4720	Conferences & Dues	0	1,000	1,000	1,000
4770	Small Tools & Equipment	681	1,000	1,000	1,000
8020	Social Security	66,473	90,422	90,422	75,000
8021	MTA Tax	1,736	0	0	0
Total Town Engineer		**1,203,989**	**1,355,738**	**1,387,639**	**1,153,000**
A1490-General Service Administration					
1100	Regular Salaries	558,300	586,826	586,827	584,000
1150	Part Time Salaries	7,933	30,000	20,000	25,000
1300	Overtime Salaries	0	7,500	7,500	7,500
2200	Office Equipment	1,119	0	0	0
8020	Social Security	41,791	45,627	45,627	48,000
8021	MTA Tax	850	0	0	0
Total General Service Administration		**609,993**	**669,953**	**659,954**	**664,500**

Object	Description	2025 Actual	2026 Budget	2026 Forecast	2027 Budget
A1621-Building and Grounds					
1100	Regular Salaries	6,427,666	7,169,460	7,180,420	7,222,000
1150	Part Time Salaries	60,078	34,000	34,000	34,000
1200	Non-Permanent Salaries	258,872	165,000	200,000	175,000
1300	Overtime Salaries	1,011,573	631,000	775,000	825,000
2100	Furniture and Furnishings	0	0	0	1,000
2102	Building Improvements	19,307	0	0	0
2103	Land Improvements	0	75,000	75,000	75,000
2600	Equipment & Machinery	124,254	80,080	65,911	5,000
4110	Office Supplies	127	0	0	500
4115	Small Furn & Office Equip	0	0	0	1,000
4120	Fuel for Vehicle & Equipment	364,271	450,000	450,000	485,000
4220	Electric	1,123,098	1,250,000	1,250,000	1,350,000
4230	Water	121,009	129,340	129,340	130,000
4280	Protections Systems Rentals	30,088	50,000	40,000	40,000
4290	Other Equipment Rental	4,467	17,825	17,825	17,000
4350	Snow Removal Materials	22,407	531,000	526,000	20,000
4420	Subcontract Cost	137,650	148,000	150,000	150,000
4470	Uniforms	26,372	27,500	27,500	27,500
4510	Equip Supplies, Repairs & Main	86,514	108,772	108,773	100,000
4550	Outside Professional	32,852	49,000	40,000	60,000
4570	Service Contracts	16,298	21,700	21,700	21,700
4630	Playground & Rec Supplies	92,034	65,000	60,000	50,000
4640	Lighting & Electric Supplies	22,081	25,000	30,000	30,000
4650	Building Repair, Maint & Supp	268,196	262,433	265,000	350,000
4660	Heating Oil	18,276	35,000	59,500	61,000
4665	Natural Gas	206,141	290,000	290,000	194,000
4670	Signs,Road Paint & Markings	0	0	0	1,500
4680	Surfacing Materials	3,953	8,000	8,000	8,000
4690	Fertilizer, Seed & Sod	58,716	65,840	65,000	65,000
4720	Conferences & Dues	1,175	1,000	1,000	1,000
4770	Small Tools & Equipment	13,878	15,000	15,000	15,000
4990	Refuse Disposal Charges	53,913	60,000	60,000	60,000
8020	Social Security	572,218	591,312	591,312	639,000
8021	MTA Tax	11,290	0	0	0
Total Building and Grounds		**11,188,775**	**12,356,263**	**12,536,281**	**12,214,200**

Object	Description	2025 Actual	2026 Budget	2026 Forecast	2027 Budget
A1624-Heckscher Amphitheater					
2100	Furniture and Furnishings	2,550	0	0	0
2600	Equipment & Machinery	12,615	0	0	0
4110	Office Supplies	0	50	50	50
4122	Computer Supp, Software	95	125	500	500
4290	Other Equipment Rental	19,372	18,000	18,000	18,000
4470	Uniforms	2,350	1,840	4,000	2,500
4510	Equip Supplies, Repairs & Main	10,464	3,279	3,500	3,500
4550	Outside Professional	1,971	5,000	5,000	5,000
4640	Lighting & Electric Supplies	0	0	0	1,050
4650	Building Repair, Maint & Supp	0	13,800	13,800	13,800
4770	Small Tools & Equipment	570	190	500	500
Total Heckscher Amphitheater		**49,985**	**42,284**	**45,350**	**44,900**
A1625-Vehicle Maintenance					
1100	Regular Salaries	610,674	713,743	713,743	759,000
1300	Overtime Salaries	61,547	41,000	70,000	70,000
2313	Leased Motor Vehicles	153,948	175,000	175,000	225,000
2314	Trucks	0	68,399	68,399	0
2600	Equipment & Machinery	28,578	1,631	537	1,000
4122	Computer Supp, Software	1,581	0	0	0
4470	Uniforms	1,766	2,500	2,500	2,500
4510	Equip Supplies, Repairs & Main	10,591	10,000	10,000	10,000
4520	Vehicle Repairs, Supplies	331,792	346,192	306,587	400,000
4770	Small Tools & Equipment	4,770	4,000	4,000	4,000
8020	Social Security	49,340	48,950	48,950	62,000
8021	MTA Tax	986	0	0	0
Total Vehicle Maintenance		**1,255,573**	**1,411,415**	**1,399,716**	**1,533,500**
A1660-Central Supply/Mailroom					
1100	Regular Salaries	182,728	185,710	185,710	120,000
1300	Overtime Salaries	34	100	100	102
4110	Office Supplies	84,036	84,000	80,000	80,000
4130	Postage	130,004	130,000	145,000	150,000
4290	Other Equipment Rental	8,073	9,000	10,000	10,000
4570	Service Contracts	350	3,500	7,500	7,500
8020	Social Security	13,329	14,214	14,214	10,000
8021	MTA Tax	268	0	0	0
Total Central Supply/Mailroom		**418,823**	**426,524**	**442,524**	**377,602**

Object	Description	2025 Actual	2026 Budget	2026 Forecast	2027 Budget
A1670-Copy Center					
1100	Regular Salaries	77,291	78,487	78,487	78,000
1300	Overtime Salaries	1,314	400	400	408
2316	Leased Equipment	161,163	173,000	178,000	178,000
4110	Office Supplies	31,485	42,000	42,000	42,000
4550	Outside Professional	6,815	7,000	7,000	7,000
8020	Social Security	5,607	6,035	6,035	6,000
8021	MTA Tax	112	0	0	0
Total Copy Center		**283,786**	**306,922**	**311,922**	**311,408**
A1680-Information Technology					
1100	Regular Salaries	1,500,554	1,770,439	1,770,439	1,944,000
1150	Part Time Salaries	99,384	174,350	173,000	100,000
1300	Overtime Salaries	323,786	250,000	300,000	325,000
1400	Summer Casual Salaries	40,167	33,650	35,000	35,700
2200	Office Equipment	0	2,110	2,110	2,110
2220	Townwide Computerization	146,881	206,595	215,000	200,000
4110	Office Supplies	1,901	4,101	4,200	6,000
4115	Small Furn & Office Equip	361	880	880	1,000
4122	Computer Supp, Software	39,661	45,067	65,000	70,000
4210	Telephone	839,242	841,800	885,800	950,000
4400	Travel Expenses	2,738	3,722	3,722	3,700
4470	Uniforms	2,023	4,256	4,256	4,500
4510	Equip Supplies, Repairs & Main	809	0	0	0
4550	Outside Professional	141,625	124,216	124,266	125,000
4570	Service Contracts	1,756,010	2,029,815	1,875,000	2,100,000
4720	Conferences & Dues	175	7,000	14,000	14,000
4770	Small Tools & Equipment	289	0	7,000	17,000
8020	Social Security	144,030	160,993	160,993	181,000
8021	MTA Tax	2,721	0	0	0
Total Information Technology		**5,042,357**	**5,658,994**	**5,640,666**	**6,079,010**
A1910-Unallocated Insurance					
4150	Insurance	917,733	875,000	875,000	1,000,000
Total Unallocated Insurance		**917,733**	**875,000**	**875,000**	**1,000,000**
A1920-Municipal Association Dues					
4720	Conferences & Dues	4,916	9,000	4,500	9,000
Total Municipal Association Dues		**4,916**	**9,000**	**4,500**	**9,000**
A1930-Judgments and Claims					
4160	Judgments & Claims	1,806,181	950,000	950,000	1,100,000
Total Judgments and Claims		**1,806,181**	**950,000**	**950,000**	**1,100,000**

Object	Description	2025 Actual	2026 Budget	2026 Forecast	2027 Budget
A1940-Purchase of Land					
2109	Purchase of Open Space Land	0	1,500,000	6,393	1,500,000
Total Purchase of Land		**0**	**1,500,000**	**6,393**	**1,500,000**
A1950-Taxes & Assessment/Muni Prop					
4170	Taxes & Assmts On Muni Prop	12,884	20,000	20,000	20,000
Total Taxes & Assessment/Muni Prop		**12,884**	**20,000**	**20,000**	**20,000**
A1989-Other General Gov Support					
4180	Employee Assistance Program	11,500	20,000	20,000	20,000
Total Other General Gov Support		**11,500**	**20,000**	**20,000**	**20,000**
A1990-Contingency					
1100	Regular Salaries	0	-1,123,302	0	0
Total Contingency		**0**	**-1,123,302**	**0**	**0**
A3010-Public Safety Administration					
1100	Regular Salaries	2,211,269	2,483,156	2,483,156	2,445,000
1150	Part Time Salaries	908,963	710,414	725,000	700,000
1300	Overtime Salaries	225,181	150,000	150,000	160,000
1400	Summer Casual Salaries	18,911	17,586	30,000	30,000
2313	Leased Motor Vehicles	41,918	32,251	40,000	40,000
4000	Credit Card Fees	27,481	39,950	25,000	25,000
4110	Office Supplies	785	1,837	1,500	1,000
4115	Small Furn & Office Equip	1,920	2,522	2,522	2,500
4470	Uniforms	14,495	17,293	20,000	20,000
4500	Printing/Scanning	3,700	5,153	4,600	3,700
4510	Equip Supplies, Repairs & Main	5,716	5,960	5,000	5,000
4520	Vehicle Repairs, Supplies	3,186	10,036	5,000	10,000
4550	Outside Professional	500	0	0	0
4555	Instructional Services	0	0	0	18,000
4570	Service Contracts	4,576	3,471	1,000	19,500
4670	Signs,Road Paint & Markings	1,989	3,500	3,500	2,500
4770	Small Tools & Equipment	820	1,426	1,000	1,000
8020	Social Security	250,119	249,001	249,001	250,000
8021	MTA Tax	4,937	0	0	0
Total Public Safety Administration		**3,726,466**	**3,733,556**	**3,746,279**	**3,733,200**
A3011-Public Safety Special Events					
1300	Overtime Salaries	0	100,000	100,000	300,000
Total Public Safety Special Events		**0**	**100,000**	**100,000**	**300,000**

Object	Description	2025 Actual	2026 Budget	2026 Forecast	2027 Budget
A3120-Harbor and Waterways					
1100	Regular Salaries	613,896	635,247	635,247	580,000
1150	Part Time Salaries	145,878	170,000	200,000	200,000
1300	Overtime Salaries	99,381	90,000	90,000	90,000
2200	Office Equipment	570	600	600	600
2500	Boats & Marine Equipment	1,300	1,600	1,600	1,600
2600	Equipment & Machinery	0	3,000	3,000	3,000
4110	Office Supplies	84	800	500	500
4120	Fuel for Vehicle & Equipment	24,918	46,700	45,000	50,000
4220	Electric	2,820	4,896	5,000	5,000
4230	Water	718	660	660	660
4390	Auto Mileage	669	350	350	350
4400	Travel Expenses	0	650	0	0
4470	Uniforms	3,696	8,850	9,500	9,500
4510	Equip Supplies, Repairs & Main	32,205	46,800	46,800	46,800
4520	Vehicle Repairs, Supplies	8,716	8,000	8,000	8,000
4550	Outside Professional	811	6,500	6,500	6,500
4620	Medical & Safety Supplies	0	600	600	600
4665	Natural Gas	2,518	3,410	3,410	3,500
4720	Conferences & Dues	0	300	300	300
4770	Small Tools & Equipment	500	1,000	1,000	1,000
8020	Social Security	63,962	62,259	62,259	63,000
8021	MTA Tax	1,302	0	0	0
Total Harbor and Waterways		**1,003,943**	**1,092,222**	**1,120,326**	**1,070,910**

General Fund Expenditures Detail

Object	Description	2025 Actual	2026 Budget	2026 Forecast	2027 Budget
A3510-Control of Animals					
1100	Regular Salaries	739,476	756,167	756,167	799,000
1150	Part Time Salaries	155,234	200,000	200,000	200,000
1300	Overtime Salaries	80,375	45,000	60,000	50,000
2313	Leased Motor Vehicles	45,845	42,749	35,000	31,500
4000	Credit Card Fees	322	500	500	500
4110	Office Supplies	186	0	0	500
4115	Small Furn & Office Equip	500	2,000	0	500
4220	Electric	17,996	23,868	23,868	25,000
4230	Water	1,925	2,750	2,750	2,750
4470	Uniforms	3,730	3,400	3,400	3,400
4510	Equip Supplies, Repairs & Main	4,539	5,000	5,000	5,000
4550	Outside Professional	28,284	30,029	25,000	25,000
4620	Medical & Safety Supplies	2,959	3,500	3,500	3,500
4650	Building Repair, Maint & Supp	3,075	3,200	3,200	3,200
4665	Natural Gas	10,604	22,430	15,000	15,000
4760	Pet Food	9,500	10,000	10,000	10,000
8020	Social Security	72,651	76,589	76,589	81,000
8021	MTA Tax	1,416	0	0	0
Total Control of Animals		**1,178,617**	**1,227,182**	**1,219,974**	**1,255,850**
A3621-Code Enforcement - Sfty Inspec					
1100	Regular Salaries	270,832	268,813	268,813	282,000
1150	Part Time Salaries	22,712	40,000	40,000	40,000
1300	Overtime Salaries	8,402	5,000	5,000	5,000
1400	Summer Casual Salaries	0	4,000	0	2,500
4470	Uniforms	3,159	1,500	500	1,500
4510	Equip Supplies, Repairs & Main	391	3,763	2,500	5,500
4550	Outside Professional	33,979	40,000	36,000	36,000
8020	Social Security	22,404	24,313	24,313	26,000
8021	MTA Tax	437	0	0	0
Total Code Enforcement - Sfty Inspec		**362,316**	**387,389**	**377,126**	**398,500**

General Fund Expenditures Detail

Object	Description	2025 Actual	2026 Budget	2026 Forecast	2027 Budget
A3640-Civil Defense					
1100	Regular Salaries	0	7,000	0	7,000
2400	Communication Equipment	0	1,000	0	1,000
2600	Equipment & Machinery	0	10,000	0	10,000
4110	Office Supplies	0	500	0	500
4115	Small Furn & Office Equip	0	500	0	500
4470	Uniforms	0	1,000	0	1,000
4510	Equip Supplies, Repairs & Main	0	500	0	500
4520	Vehicle Repairs, Supplies	0	10,000	0	10,000
4550	Outside Professional	0	5,000	0	5,000
4570	Service Contracts	0	15,000	0	15,000
4610	Supplies	14,868	5,000	5,000	5,000
4720	Conferences & Dues	0	750	750	750
8020	Social Security	0	536	536	536
Total Civil Defense		**14,868**	**56,786**	**6,286**	**56,786**
A4220-Drug & Alcohol					
4001	Contractual Agreement	876,865	1,020,430	1,020,430	1,020,430
Total Drug & Alcohol		**876,865**	**1,020,430**	**1,020,430**	**1,020,430**
A5010-Superintendent Of Highways					
1100	Regular Salaries	671,803	704,761	704,761	732,000
1150	Part Time Salaries	30,573	35,000	35,000	35,000
1300	Overtime Salaries	46,797	26,000	32,500	32,500
1400	Summer Casual Salaries	0	1,200	0	0
2100	Furniture and Furnishings	250	250	250	250
4110	Office Supplies	2,027	1,000	500	1,000
4115	Small Furn & Office Equip	115	1,400	500	3,200
4122	Computer Supp, Software	2,000	2,000	2,000	2,000
4220	Electric	90,549	102,000	102,000	110,000
4230	Water	2,081	3,240	2,500	2,500
4665	Natural Gas	34,169	69,600	69,600	70,000
4700	Advertising	2,465	2,000	0	2,000
4720	Conferences & Dues	0	750	0	750
8020	Social Security	54,886	57,719	57,719	61,000
8021	MTA Tax	1,194	0	0	0
Total Superintendent Of Highways		**938,908**	**1,006,920**	**1,007,330**	**1,052,200**

Object	Description	2025 Actual	2026 Budget	2026 Forecast	2027 Budget
A5630-Bus Operations					
1100	Regular Salaries	2,586,832	2,867,302	2,833,382	2,878,000
1150	Part Time Salaries	1,046,869	750,000	750,000	765,000
1300	Overtime Salaries	528,742	260,000	475,000	500,000
2312	Cars	0	10,726	0	0
2600	Equipment & Machinery	7,753	7,779	7,779	5,000
4110	Office Supplies	355	700	750	500
4115	Small Furn & Office Equip	0	1,385	1,385	1,350
4120	Fuel for Vehicle & Equipment	233,282	314,500	304,500	325,000
4122	Computer Supp, Software	1,429	1,295	1,295	1,295
4150	Insurance	464,106	485,000	502,278	515,000
4220	Electric	28,133	33,456	33,456	36,000
4230	Water	1,276	1,650	1,650	1,650
4350	Snow Removal Materials	0	550	550	550
4400	Travel Expenses	30	0	250	250
4470	Uniforms	11,522	12,500	12,500	12,500
4500	Printing/Scanning	2,559	3,100	2,500	2,500
4510	Equip Supplies, Repairs & Main	16,704	14,000	14,000	14,000
4520	Vehicle Repairs, Supplies	149,390	162,884	165,000	175,000
4550	Outside Professional	3,725	5,000	5,000	5,000
4570	Service Contracts	63,000	63,000	70,000	70,000
4620	Medical & Safety Supplies	82	100	100	100
4650	Building Repair, Maint & Supp	13,069	17,600	18,200	10,000
4665	Natural Gas	32,861	67,400	67,400	40,392
4700	Advertising	1,005	190	500	1,000
4720	Conferences & Dues	0	0	0	250
4770	Small Tools & Equipment	3,000	3,000	3,000	3,000
4850	Tuition	9,487	0	0	500
4990	Refuse Disposal Charges	3,543	3,965	4,000	4,000
8020	Social Security	313,425	287,707	287,707	317,000
8021	MTA Tax	6,332	0	0	0
Total Bus Operations		**5,528,511**	**5,374,789**	**5,562,182**	**5,684,837**

General Fund Expenditures Detail

Object	Description	2025 Actual	2026 Budget	2026 Forecast	2027 Budget
A5720-Waterways Navigation					
1175	Seasonal Salaries	75,853	65,000	65,000	66,300
1300	Overtime Salaries	3,521	7,500	7,500	7,500
4120	Fuel for Vehicle & Equipment	1,502	20,000	5,000	5,000
4150	Insurance	59,009	65,000	65,000	70,000
4470	Uniforms	0	1,000	1,000	1,000
4510	Equip Supplies, Repairs & Main	0	7,500	7,500	7,500
4610	Supplies	0	500	500	500
8020	Social Security	6,072	5,546	5,546	6,000
8021	MTA Tax	83	0	0	0
Total Waterways Navigation		**146,040**	**172,046**	**157,046**	**163,800**
A6312-Literacy Volunteers of America					
4001	Contractual Agreement	9,500	9,500	9,500	9,500
Total Literacy Volunteers of America		**9,500**	**9,500**	**9,500**	**9,500**
A6410-Public Information					
1100	Regular Salaries	0	50,000	0	75,000
4570	Service Contracts	0	35,000	0	35,000
8020	Social Security	0	3,825	3,825	6,000
Total Public Information		**0**	**88,825**	**3,825**	**116,000**
A6510-Veterans Services					
4190	Celebrations	4,750	5,000	5,000	5,000
4710	Rent	4,500	5,000	5,000	5,000
Total Veterans Services		**9,250**	**10,000**	**10,000**	**10,000**
A6770-Work/Family Assist Program					
4013	Foster Grandparents Program	10,200	10,220	0	10,220
4014	Parents Initiative	0	9,500	0	9,500
4016	Work Plus - Family Service Lea	29,500	29,500	29,500	29,500
4021	Child Care Enhancement Fund	29,434	31,500	31,500	31,500
4025	Emergcy Housing Relocation-FSL	58,000	58,000	58,000	58,000
4053	HBCAC - Hunt Breast Cancer	10,000	10,000	10,000	10,000
4055	SeniorNet@FSL Huntington	9,749	9,750	9,750	9,750
4056	Students and Scientists Progrm	4,800	4,800	4,800	4,800
Total Work/Family Assist Program		**151,683**	**163,270**	**143,550**	**163,270**

Object	Description	2025 Actual	2026 Budget	2026 Forecast	2027 Budget
A6772-Programs For The Aging					
1100	Regular Salaries	711,300	700,914	700,914	651,000
1150	Part Time Salaries	133,444	140,365	140,365	143,250
1200	Non-Permanent Salaries	0	355	355	0
1300	Overtime Salaries	9,842	8,000	8,000	8,000
1400	Summer Casual Salaries	0	0	0	2,000
4110	Office Supplies	1,456	3,000	3,000	3,000
4115	Small Furn & Office Equip	3,925	2,830	4,000	4,000
4400	Travel Expenses	2,918	3,000	2,500	2,500
4470	Uniforms	597	6,170	10,000	10,000
4510	Equip Supplies, Repairs & Main	75	0	0	500
4550	Outside Professional	40,750	45,000	45,000	45,000
4710	Rent	20,955	31,787	34,380	34,380
4720	Conferences & Dues	0	75	0	300
4740	Sr. Program Activities	390	569	750	750
8020	Social Security	62,431	65,310	65,310	62,000
8021	MTA Tax	1,310	0	0	0
Total Programs For The Aging		**989,392**	**1,007,375**	**1,014,574**	**966,680**
A6773-Sr. Citizens Day Care Center					
1100	Regular Salaries	220,606	311,128	311,128	215,000
1150	Part Time Salaries	97,952	75,000	75,000	76,500
1300	Overtime Salaries	112	1,100	1,100	1,100
2100	Furniture and Furnishings	891	0	0	0
2210	Computer, Software & Printers	0	0	0	300
4000	Credit Card Fees	317	1,700	500	2,000
4115	Small Furn & Office Equip	947	149	500	2,000
4400	Travel Expenses	21	150	0	150
4510	Equip Supplies, Repairs & Main	129	500	100	500
4530	Books	216	800	800	800
4550	Outside Professional	8,485	8,900	9,000	9,000
4610	Supplies	1,001	1,500	1,500	1,500
4700	Advertising	0	0	0	3,500
4720	Conferences & Dues	300	650	750	750
4740	Sr. Program Activities	796	1,000	1,000	1,000
8020	Social Security	23,000	29,623	29,623	23,000
8021	MTA Tax	479	0	0	0
Total Sr. Citizens Day Care Center		**355,252**	**432,200**	**431,001**	**337,100**

Object	Description	2025 Actual	2026 Budget	2026 Forecast	2027 Budget
A6775-Sr. Nutrition Program					
1100	Regular Salaries	368,087	442,159	442,159	485,000
1150	Part Time Salaries	154,960	149,880	175,000	160,000
1200	Non-Permanent Salaries	0	120	120	0
1300	Overtime Salaries	2,303	5,000	5,000	5,100
2600	Equipment & Machinery	0	0	5,000	5,000
4001	Contractual Agreement	515,429	535,000	520,000	520,000
4122	Computer Supp, Software	0	0	300	300
4550	Outside Professional	1,000	450	1,000	1,000
8020	Social Security	38,851	45,300	45,300	49,000
8021	MTA Tax	735	0	0	0
Total Sr. Nutrition Program		**1,081,365**	**1,177,909**	**1,193,879**	**1,225,400**
A7010-Arts Council Administration					
4001	Contractual Agreement	147,500	147,500	147,500	147,500
Total Arts Council Administration		**147,500**	**147,500**	**147,500**	**147,500**
A7020-Recreation Administration					
1100	Regular Salaries	718,602	739,654	739,654	747,000
1150	Part Time Salaries	56,678	70,000	70,000	70,000
1300	Overtime Salaries	14,921	23,000	23,000	20,000
1400	Summer Casual Salaries	7,898	17,491	12,500	15,000
2210	Computer, Software & Printers	4,429	0	0	0
2600	Equipment & Machinery	1,667	0	0	0
4000	Credit Card Fees	0	9	6	0
4110	Office Supplies	3,388	5,500	5,500	5,500
4122	Computer Supp, Software	3,635	5,500	5,500	5,500
4390	Auto Mileage	0	0	0	500
4510	Equip Supplies, Repairs & Main	3,129	5,060	5,200	5,200
4550	Outside Professional	15,844	132,000	112,000	132,000
4570	Service Contracts	501	0	0	0
4630	Playground & Rec Supplies	0	791	791	1,000
4720	Conferences & Dues	0	60	500	500
8020	Social Security	58,552	63,507	63,507	65,000
8021	MTA Tax	1,113	0	0	0
Total Recreation Administration		**890,357**	**1,062,572**	**1,038,158**	**1,067,200**

General Fund Expenditures Detail

Object	Description	2025 Actual	2026 Budget	2026 Forecast	2027 Budget
A7115-Dix Hills Park-Administration					
1100	Regular Salaries	245,040	332,807	332,807	267,000
1150	Part Time Salaries	246,205	225,000	225,000	229,500
1175	Seasonal Salaries	1,121	0	0	1,000
1300	Overtime Salaries	67,298	56,402	60,000	45,000
1400	Summer Casual Salaries	462,362	400,000	500,000	450,000
2210	Computer, Software & Printers	4,330	0	0	0
2600	Equipment & Machinery	5,473	0	0	0
4110	Office Supplies	2,627	1,800	1,500	1,500
4470	Uniforms	2,861	2,700	2,000	2,000
4481	Camp Youth Supplements	8,550	10,200	14,500	14,500
4550	Outside Professional	0	500	500	500
4555	Instructional Services	175,816	165,000	130,000	160,000
4620	Medical & Safety Supplies	715	2,000	2,500	2,500
4630	Playground & Rec Supplies	32,305	40,000	30,000	40,000
4720	Conferences & Dues	0	300	0	300
4770	Small Tools & Equipment	424	1,800	2,000	4,500
8020	Social Security	77,266	76,057	76,057	73,000
8021	MTA Tax	1,054	0	0	0
Total Dix Hills Park-Administration		**1,333,446**	**1,314,566**	**1,376,864**	**1,291,300**
A7116-Dix Hills Park-Maintenance					
1100	Regular Salaries	708,889	771,084	771,084	686,000
1300	Overtime Salaries	115,239	100,000	100,000	109,000
1400	Summer Casual Salaries	0	0	0	2,000
2600	Equipment & Machinery	2,102	10,263	5,264	2,000
4220	Electric	793,204	816,000	816,000	881,280
4230	Water	17,349	21,280	16,280	16,280
4350	Snow Removal Materials	0	500	500	500
4470	Uniforms	2,700	3,100	3,100	3,100
4510	Equip Supplies, Repairs & Main	74,261	69,270	77,650	77,650
4550	Outside Professional	500	330	500	500
4570	Service Contracts	674	0	0	0
4640	Lighting & Electric Supplies	0	1,500	1,500	1,575
4650	Building Repair, Maint & Supp	26,428	52,837	57,837	40,000
4665	Natural Gas	185,394	200,000	200,000	216,000
4691	Chemical Supplies	29,452	30,000	30,000	30,000
4990	Refuse Disposal Charges	5,937	10,000	10,000	10,000
8020	Social Security	60,508	67,040	67,040	61,000
8021	MTA Tax	1,501	0	0	0
Total Dix Hills Park-Maintenance		**2,024,139**	**2,153,204**	**2,156,755**	**2,136,885**

Object	Description	2025 Actual	2026 Budget	2026 Forecast	2027 Budget
A7140-Playgrounds & Recreation Cntr					
1150	Part Time Salaries	5,890	26,363	0	25,000
1175	Seasonal Salaries	0	0	0	30,600
1400	Summer Casual Salaries	417,067	312,000	320,000	408,000
4390	Auto Mileage	0	0	0	300
4410	Bus Service	55,528	0	0	0
4470	Uniforms	3,337	4,500	4,500	4,500
4481	Camp Youth Supplements	4,027	12,000	12,000	12,000
4510	Equip Supplies, Repairs & Main	23,830	7,400	7,400	7,400
4550	Outside Professional	29,969	0	0	0
4620	Medical & Safety Supplies	344	1,000	1,000	1,000
4630	Playground & Rec Supplies	2,459	5,700	5,700	8,700
4650	Building Repair, Maint & Supp	-75	0	0	0
4665	Natural Gas	12,416	25,400	25,400	18,000
4710	Rent	22,496	30,000	30,000	30,000
8020	Social Security	32,355	35,294	35,294	36,000
8021	MTA Tax	45	0	0	0
Total Playgrounds & Recreation Cntr		**609,687**	**459,657**	**441,294**	**581,500**
A7141-Recreation Fee Classes					
1150	Part Time Salaries	76,956	73,598	73,598	75,000
1175	Seasonal Salaries	25,733	80,000	50,000	85,000
1400	Summer Casual Salaries	1,481	30,000	5,000	30,000
4110	Office Supplies	0	199	250	250
4470	Uniforms	597	2,000	2,000	2,000
4550	Outside Professional	6,425	0	0	0
4630	Playground & Rec Supplies	7,682	8,201	4,000	4,000
8020	Social Security	7,969	14,428	14,428	15,000
8021	MTA Tax	130	0	0	0
Total Recreation Fee Classes		**126,973**	**208,426**	**149,276**	**211,250**

General Fund Expenditures Detail

Object	Description	2025 Actual	2026 Budget	2026 Forecast	2027 Budget
A7181-Beach Maintenance					
1100	Regular Salaries	242,359	236,246	236,246	241,000
1300	Overtime Salaries	23,874	23,500	22,500	20,400
1400	Summer Casual Salaries	0	0	0	3,570
2600	Equipment & Machinery	0	0	0	4,000
4220	Electric	5,720	9,710	9,710	10,000
4230	Water	7,322	9,900	9,900	9,900
4290	Other Equipment Rental	2,050	0	0	0
4510	Equip Supplies, Repairs & Main	29,200	32,200	40,000	40,000
4620	Medical & Safety Supplies	0	-500	500	500
4650	Building Repair, Maint & Supp	3,441	12,754	15,254	12,500
4690	Fertilizer, Seed & Sod	2,768	2,500	2,500	2,500
4770	Small Tools & Equipment	1,659	0	3,000	3,000
4990	Refuse Disposal Charges	24,028	25,000	30,000	30,000
8020	Social Security	19,798	19,871	19,871	21,000
8021	MTA Tax	385	0	0	0
Total Beach Maintenance		**362,603**	**371,181**	**389,481**	**398,370**
A7182-Marinas & Docks					
1100	Regular Salaries	182,389	184,591	184,591	189,000
1175	Seasonal Salaries	98	0	0	0
1200	Non-Permanent Salaries	132	15,000	15,000	15,300
1300	Overtime Salaries	34,087	36,500	36,500	37,230
1400	Summer Casual Salaries	17	20	20	0
4220	Electric	38,212	42,790	42,790	46,000
4230	Water	1,796	3,520	3,520	3,520
4470	Uniforms	0	500	500	2,500
4510	Equip Supplies, Repairs & Main	11,313	19,974	21,975	20,000
4550	Outside Professional	0	0	0	1,000
4650	Building Repair, Maint & Supp	0	0	3,000	5,000
4770	Small Tools & Equipment	0	0	0	1,000
4990	Refuse Disposal Charges	7,375	11,000	11,000	11,000
8020	Social Security	15,956	18,062	18,062	19,000
8021	MTA Tax	317	0	0	0
Total Marinas & Docks		**291,690**	**331,957**	**336,958**	**350,550**

Object	Description	2025 Actual	2026 Budget	2026 Forecast	2027 Budget
A7183-Golf Course-Maintenance					
1100	Regular Salaries	684,621	791,189	791,189	681,000
1200	Non-Permanent Salaries	328,219	246,810	250,000	250,000
1300	Overtime Salaries	119,298	80,000	100,000	100,000
2600	Equipment & Machinery	71,103	82,127	8,262	7,500
4120	Fuel for Vehicle & Equipment	70,304	85,770	91,200	100,000
4220	Electric	34,770	46,640	46,640	50,000
4230	Water	20,203	19,360	19,360	20,000
4470	Uniforms	2,304	2,450	2,750	2,750
4510	Equip Supplies, Repairs & Main	73,841	70,725	68,725	70,000
4570	Service Contracts	6,683	7,183	8,750	8,750
4620	Medical & Safety Supplies	0	0	500	500
4650	Building Repair, Maint & Supp	12,749	19,300	20,000	20,000
4660	Heating Oil	4,670	0	1,000	6,500
4665	Natural Gas	5,652	16,930	15,000	7,500
4690	Fertilizer, Seed & Sod	162,614	171,437	160,000	180,000
4720	Conferences & Dues	375	1,190	800	800
4770	Small Tools & Equipment	1,116	4,466	5,500	5,500
4990	Refuse Disposal Charges	3,175	3,355	6,000	6,000
8020	Social Security	84,777	84,998	84,998	71,000
8021	MTA Tax	1,598	0	0	0
Total Golf Course-Maintenance		**1,688,073**	**1,733,929**	**1,680,674**	**1,587,800**
A7187-Camp Bright Star					
1175	Seasonal Salaries	25,385	60,000	60,000	61,200
1300	Overtime Salaries	375	200	200	204
1400	Summer Casual Salaries	68,348	65,000	70,000	71,400
4410	Bus Service	38,712	41,439	30,000	30,000
4470	Uniforms	356	0	0	1,000
4481	Camp Youth Supplements	999	0	0	3,600
4550	Outside Professional	1,395	6,000	9,000	9,000
4620	Medical & Safety Supplies	0	0	0	250
4630	Playground & Rec Supplies	700	1,420	2,000	2,000
8020	Social Security	7,199	9,960	9,960	11,000
8021	MTA Tax	51	0	0	0
Total Camp Bright Star		**143,519**	**184,019**	**181,160**	**189,654**

Object	Description	2025 Actual	2026 Budget	2026 Forecast	2027 Budget
A7188-Beaches-Recreation					
1150	Part Time Salaries	33	0	33	0
1200	Non-Permanent Salaries	1,144	0	0	0
1400	Summer Casual Salaries	723,709	700,000	760,000	714,000
4110	Office Supplies	96	0	2	0
4390	Auto Mileage	1,097	3,500	3,500	3,500
4470	Uniforms	0	6,323	6,633	6,633
4500	Printing/Scanning	0	0	30	0
4550	Outside Professional	300	0	0	0
4620	Medical & Safety Supplies	2,364	3,651	3,651	4,651
4630	Playground & Rec Supplies	2,227	516	516	500
8020	Social Security	55,452	53,588	53,553	55,000
8021	MTA Tax	473	0	0	0
Total Beaches-Recreation		**786,895**	**767,578**	**827,918**	**784,284**
A7193-Golf Course Administration					
1175	Seasonal Salaries	13,811	20,000	20,000	20,000
4558	General Costs	2,870	2,870	2,870	3,000
8020	Social Security	1,057	1,530	1,530	2,000
8021	MTA Tax	6	0	0	0
Total Golf Course Administration		**17,743**	**24,400**	**24,400**	**25,000**
A7270-Band Concerts					
1175	Seasonal Salaries	88,381	60,000	90,000	85,000
1300	Overtime Salaries	13,923	11,000	15,000	15,000
4001	Contractual Agreement	100,615	50,615	70,615	100,615
8020	Social Security	7,826	5,432	7,500	6,000
8021	MTA Tax	14	0	0	0
Total Band Concerts		**210,759**	**127,047**	**183,115**	**206,615**
A7310-Youth Program Administration					
1100	Regular Salaries	590,146	628,389	628,389	655,000
1150	Part Time Salaries	20,715	13,000	15,000	15,000
1300	Overtime Salaries	197	300	300	300
4400	Travel Expenses	213	1,000	0	1,100
4530	Books	0	200	200	200
4720	Conferences & Dues	450	1,500	1,500	1,500
8020	Social Security	44,781	49,082	49,082	52,000
8021	MTA Tax	867	0	0	0
Total Youth Program Administration		**657,369**	**693,471**	**694,471**	**725,100**
A7320-Joint Youth Program					
4001	Contractual Agreement	2,826,366	3,322,908	3,322,908	3,383,602
Total Joint Youth Program		**2,826,366**	**3,322,908**	**3,322,908**	**3,383,602**

Object	Description	2025 Actual	2026 Budget	2026 Forecast	2027 Budget
A7450-Museum - Fine Arts Heckscher					
4001	Contractual Agreement	485,134	485,134	485,134	485,134
Total Museum - Fine Arts Heckscher		**485,134**	**485,134**	**485,134**	**485,134**
A7460-Cultural Affairs					
4003	Cold Spring Whaling Museum	23,500	23,500	23,500	23,500
4004	Huntington Historical Property	52,000	52,000	52,000	52,000
4005	Northport Historical Property	16,250	16,250	16,250	16,250
4006	Greenlawn/Centerport Hist Prop	1,900	1,900	1,900	1,900
4007	Walt Whitman Historical	21,000	21,000	21,000	21,000
4009	Huntington Lighthouse	4,900	4,900	4,900	4,900
4012	Public Art Initiative	10,967	9,217	11,000	15,000
4057	Cinema Arts Centre	10,000	10,000	10,000	10,000
4700	Advertising	0	8,283	6,500	2,500
Total Cultural Affairs		**140,517**	**147,050**	**147,050**	**147,050**
A7510-Town Historian					
1100	Regular Salaries	36,723	36,591	36,591	37,000
1150	Part Time Salaries	13,982	15,000	15,000	15,300
4110	Office Supplies	0	250	250	250
4190	Celebrations	1,500	1,500	1,500	1,500
4550	Outside Professional	0	30,000	15,000	15,000
4670	Signs,Road Paint & Markings	0	2,720	2,720	2,720
8020	Social Security	3,442	3,947	3,947	4,000
8021	MTA Tax	69	0	0	0
Total Town Historian		**55,716**	**90,008**	**75,008**	**75,770**
A7550-Celebrations					
4026	Tulip Festival	0	10,000	0	10,000
Total Celebrations		**0**	**10,000**	**0**	**10,000**

Object	Description	2025 Actual	2026 Budget	2026 Forecast	2027 Budget
A7620-Human Services					
1100	Regular Salaries	349,687	476,587	476,587	478,000
1150	Part Time Salaries	78,154	57,000	62,000	62,500
1200	Non-Permanent Salaries	0	5,000	0	0
1300	Overtime Salaries	180	1,645	15,000	15,300
1400	Summer Casual Salaries	0	11,000	24,000	20,000
4001	Contractual Agreement	2,534	5,000	5,000	5,000
4110	Office Supplies	1,200	800	800	800
4115	Small Furn & Office Equip	0	200	0	200
4400	Travel Expenses	43	1,200	0	1,200
4410	Bus Service	0	50,000	50,000	50,000
4550	Outside Professional	0	30,000	30,000	30,000
4630	Playground & Rec Supplies	0	1,450	3,000	3,000
4700	Advertising	1,000	0	0	0
4720	Conferences & Dues	0	0	0	1,000
8020	Social Security	32,007	42,732	42,732	43,000
8021	MTA Tax	544	0	0	0
Total Human Services		**465,347**	**682,614**	**709,119**	**710,000**
A7622-Project P.L.A.Y					
1400	Summer Casual Salaries	0	93,000	115,000	110,000
8020	Social Security	0	0	4,600	5,000
Total Project P.L.A.Y		**0**	**93,000**	**119,600**	**115,000**
A7624-Sr Citizen C.H.O.R.E					
1150	Part Time Salaries	234,990	241,000	246,000	250,000
4001	Contractual Agreement	7,351	11,500	11,500	11,500
4400	Travel Expenses	11,839	19,000	19,000	19,000
4720	Conferences & Dues	0	100	100	100
8020	Social Security	17,977	18,819	18,819	20,000
8021	MTA Tax	385	0	0	0
Total Sr Citizen C.H.O.R.E		**272,541**	**290,419**	**295,419**	**300,600**
A8164-Landfill-Smithtown Cell 6					
4990	Refuse Disposal Charges	347,610	321,300	321,300	350,000
Total Landfill-Smithtown Cell 6		**347,610**	**321,300**	**321,300**	**350,000**
A8166-ENL Post Closure Maintenance					
4220	Electric	22,519	24,276	24,276	25,000
4230	Water	216	330	330	330
4510	Equip Supplies, Repairs & Main	21,203	10,000	10,000	0
4550	Outside Professional	60,249	65,000	65,000	72,000
4650	Building Repair, Maint & Supp	0	500	500	0
Total ENL Post Closure Maintenance		**104,188**	**100,106**	**100,106**	**97,330**

General Fund Expenditures Detail

Object	Description	2025 Actual	2026 Budget	2026 Forecast	2027 Budget
A8170-Resource Recovery					
1100	Regular Salaries	220,026	249,627	249,627	170,000
1150	Part Time Salaries	173,207	160,000	160,000	165,000
1300	Overtime Salaries	10,426	10,700	2,500	10,000
4001	Contractual Agreement	28,800,349	29,465,000	31,000,000	33,000,000
4110	Office Supplies	0	100	100	100
4122	Computer Supp, Software	0	350	350	350
4400	Travel Expenses	0	200	200	200
4470	Uniforms	0	750	750	750
4530	Books	520	600	600	600
4720	Conferences & Dues	0	5,000	10,000	10,000
8020	Social Security	30,187	31,917	31,917	27,000
8021	MTA Tax	793	0	0	0
Total Resource Recovery		**29,235,509**	**29,924,244**	**31,456,044**	**33,384,000**
A8560-Organic Garden					
4230	Water	10,257	5,280	5,280	5,280
4290	Other Equipment Rental	500	600	600	600
4570	Service Contracts	1,575	1,500	1,500	1,500
Total Organic Garden		**12,332**	**7,380**	**7,380**	**7,380**
A8565-Solid Waste Recycling					
1100	Regular Salaries	609,710	660,466	660,466	684,000
1300	Overtime Salaries	15,296	20,000	20,000	20,000
4110	Office Supplies	0	100	100	100
4230	Water	255	330	330	330
4470	Uniforms	1,756	2,400	2,400	2,400
4500	Printing/Scanning	0	2,000	500	2,000
4510	Equip Supplies, Repairs & Main	1,306	1,500	1,500	1,500
4520	Vehicle Repairs, Supplies	2,133	19,400	19,400	19,400
4550	Outside Professional	3,685	6,400	1,400	14,000
4620	Medical & Safety Supplies	0	300	0	300
4650	Building Repair, Maint & Supp	985	1,000	1,000	1,000
4950	Other	5,903	6,250	5,000	6,250
4990	Refuse Disposal Charges	140,102	157,500	142,500	172,500
8020	Social Security	46,141	48,735	48,735	54,000
8021	MTA Tax	868	0	0	0
Total Solid Waste Recycling		**828,140**	**926,381**	**903,331**	**977,780**
A8684-Plan & Manage Development					
4043	Economic Development	26,934	40,000	35,000	35,000
Total Plan & Manage Development		**26,934**	**40,000**	**35,000**	**35,000**

Object	Description	2025 Actual	2026 Budget	2026 Forecast	2027 Budget
A8790-Maritime Services Admin					
1100	Regular Salaries	182,427	190,405	190,405	208,000
1200	Non-Permanent Salaries	10,224	13,000	9,264	10,000
1300	Overtime Salaries	18,822	18,000	17,500	18,500
1400	Summer Casual Salaries	12,737	20,000	25,000	70,000
4000	Credit Card Fees	144	2,000	2,000	2,000
4110	Office Supplies	192	250	250	250
4120	Fuel for Vehicle & Equipment	1,400	6,000	10,000	10,800
4122	Computer Supp, Software	220	250	250	250
4400	Travel Expenses	850	1,500	1,500	1,500
4500	Printing/Scanning	6,881	7,500	7,500	7,500
4510	Equip Supplies, Repairs & Main	0	500	1,700	1,700
4511	Pumpout Repairs	0	500	500	500
4550	Outside Professional	45,295	53,200	35,000	52,000
4620	Medical & Safety Supplies	0	200	200	200
4720	Conferences & Dues	60	300	300	300
4762	Natural Marine Resources	27,999	28,000	28,000	28,000
4950	Other	470,294	0	0	0
8020	Social Security	16,356	21,221	21,221	23,000
8021	MTA Tax	293	0	0	0
Total Maritime Services Admin		**794,194**	**362,826**	**350,590**	**434,500**
A8793-Waste Management Admin					
1100	Regular Salaries	236,202	345,805	345,805	393,000
1300	Overtime Salaries	28	30	30	0
4110	Office Supplies	0	800	800	800
4400	Travel Expenses	0	200	200	200
4720	Conferences & Dues	585	3,165	3,165	3,165
8020	Social Security	17,583	26,456	26,456	31,000
8021	MTA Tax	375	0	0	0
Total Waste Management Admin		**254,773**	**376,456**	**376,456**	**428,165**
A8845-Services to the Handicapped					
1200	Non-Permanent Salaries	3,026	3,000	0	3,060
1400	Summer Casual Salaries	0	5,000	10,000	10,200
8020	Social Security	232	995	995	2,000
8021	MTA Tax	2	0	0	0
Total Services to the Handicapped		**3,260**	**8,995**	**10,995**	**15,260**
A9010-State Retirement					
8010	State Retirement	5,572,959	5,556,386	5,556,386	6,590,000
Total State Retirement		**5,572,959**	**5,556,386**	**5,556,386**	**6,590,000**

General Fund Expenditures Detail

Object	Description	2025 Actual	2026 Budget	2026 Forecast	2027 Budget
A9030-Social Security					
8020	Social Security	38,654	80,000	80,000	80,000
Total Social Security		**38,654**	**80,000**	**80,000**	**80,000**
A9040-Worker's Compensation					
8030	Worker's Compensation	2,074,658	1,800,000	2,000,000	2,400,000
Total Worker's Compensation		**2,074,658**	**1,800,000**	**2,000,000**	**2,400,000**
A9045-Life Insurance					
8040	Life Insurance	32,880	50,000	50,000	50,000
Total Life Insurance		**32,880**	**50,000**	**50,000**	**50,000**
A9050-Unemployment Insurance					
8050	Unemployment Insurance	57,634	130,000	100,000	130,000
Total Unemployment Insurance		**57,634**	**130,000**	**100,000**	**130,000**
A9055-Disability Insurance					
8060	Disability Insurance	43,304	90,000	90,000	90,000
Total Disability Insurance		**43,304**	**90,000**	**90,000**	**90,000**
A9060-Hospital / Medical Insurance					
8070	Health Insurance	9,963,273	11,300,000	11,300,000	12,900,500
8071	Retiree Health Insurance	5,544,040	6,000,000	6,000,000	6,250,000
8072	Medicare Reimbursement	828,541	858,000	858,000	892,320
Total Hospital / Medical Insurance		**16,335,854**	**18,158,000**	**18,158,000**	**20,042,820**
A9065-Welfare Fund-White Collar/Appt					
8080	Dental	672,558	710,000	710,000	750,000
Total Welfare Fund-White Collar/Appt		**672,558**	**710,000**	**710,000**	**750,000**
A9070-Misc. Salaried Benefits					
8090	Welfare Fund - B/C Local 342	250,208	270,000	270,000	270,000
8100	Retirement Accrual Payout	364,781	500,000	300,000	500,000
8101	Accrual Payout	462,186	248,000	200,000	248,000
Total Misc. Salaried Benefits		**1,077,175**	**1,018,000**	**770,000**	**1,018,000**
A9710-Serial Bonds					
6000	Principal on Indebtedness	4,199,998	3,500,000	3,500,000	4,000,000
7000	Interest on Indebtedness	1,171,149	983,000	983,000	1,500,000
Total Serial Bonds		**5,371,147**	**4,483,000**	**4,483,000**	**5,500,000**
A9730-Bond Anticipation Notes					
6000	Principal on Indebtedness	0	50,000	50,000	0
7000	Interest on Indebtedness	40,000	40,000	40,000	0
Total Bond Anticipation Notes		**40,000**	**90,000**	**90,000**	**0**

Object	Description	2025 Actual	2026 Budget	2026 Forecast	2027 Budget
A9950-Interfund Trans - Capital Cash					
9010	Transfer	9,265,983	4,898,085	4,898,085	0
Total Interfund Trans - Capital Cash		**9,265,983**	**4,898,085**	**4,898,085**	**0**
Fund Total		**135,597,847**	**137,965,811**	**139,084,786**	**143,919,333**

Part Town Revenue Detail

Object	Description	2025 Actual	2026 Budget	2026 Forecast	2027 Budget
B0599-Part Town					
0599R	Appropriated Fund Balance	0	725,000	725,000	475,000
Total Part Town		**0**	**725,000**	**725,000**	**475,000**
B1001-Part Town					
1001	Real Property Taxes	3,370,282	3,368,766	3,371,107	4,290,284
Total Part Town		**3,370,282**	**3,368,766**	**3,371,107**	**4,290,284**
B1081-Part Town					
1081	Other Payments Lieu of Taxes	5,945	6,043	4,204	65,000
Total Part Town		**5,945**	**6,043**	**4,204**	**65,000**
B1090-Part Town					
1090	Interest & Penalties	1,986	1,000	0	1,000
Total Part Town		**1,986**	**1,000**	**0**	**1,000**
B1240-Part Town					
1240	Comptroller's Fee - Ret Checks	140	500	4,000	500
Total Part Town		**140**	**500**	**4,000**	**500**
B1255-Part Town					
1255	Clerk Fees	16,600	100,000	10,000	50,000
Total Part Town		**16,600**	**100,000**	**10,000**	**50,000**
B1260-Part Town					
1260	FOIL Request	0	2,000	0	2,000
Total Part Town		**0**	**2,000**	**0**	**2,000**
B1540-Part Town					
1540	Fire Inspection Fees	677,996	625,000	625,000	625,000
Total Part Town		**677,996**	**625,000**	**625,000**	**625,000**
B1560-Part Town					
1560	Building Department	6,514,724	5,500,000	5,000,000	5,500,000
Total Part Town		**6,514,724**	**5,500,000**	**5,000,000**	**5,500,000**
B1601-Part Town					
1601	Registrar Fees (Pub Health)	308,320	250,000	250,000	250,000
Total Part Town		**308,320**	**250,000**	**250,000**	**250,000**
B2110-Part Town					
2110	Zoning Fees	130,175	138,000	100,000	138,000
Total Part Town		**130,175**	**138,000**	**100,000**	**138,000**
B2115-Part Town					
2115	Planning Board Fees	259,459	650,000	300,000	650,000
Total Part Town		**259,459**	**650,000**	**300,000**	**650,000**

Part Town Revenue Detail

Object	Description	2025 Actual	2026 Budget	2026 Forecast	2027 Budget
B2189-Other Home & Comm Serv Inc					
2189	Other Home & Community Service	112,625	0	0	0
Total Other Home & Comm Serv Inc		**112,625**	**0**	**0**	**0**
B2389-Misc Revenue, Other Government					
2389	Misc Revenue, Other Government	0	0	331,025	0
Total Misc Revenue, Other Government		**0**	**0**	**331,025**	**0**
B2401-Part Town					
2401	Interest & Earnings	365,362	198,150	300,000	225,000
Total Part Town		**365,362**	**198,150**	**300,000**	**225,000**
B2408-Part Town					
2408	Interest/Miscellaneous Reserve	65,434	0	35,080	0
Total Part Town		**65,434**	**0**	**35,080**	**0**
B2412-Part Town					
2412	Rental Registration	420,320	375,000	300,000	375,000
Total Part Town		**420,320**	**375,000**	**300,000**	**375,000**
B2545-GIS Licenses					
2545	Other Licences	60,625	0	0	0
Total GIS Licenses		**60,625**	**0**	**0**	**0**
B2555-Part Town					
2555	Accessory Apartment Permits	996,383	650,000	175,000	650,000
Total Part Town		**996,383**	**650,000**	**175,000**	**650,000**
B2559-Part Town					
2559	Accessory Apartments Penalties	-2,775	10,000	0	10,000
Total Part Town		**-2,775**	**10,000**	**0**	**10,000**
B2590-Part Town					
2590	Other Permits - Town Eng	45,955	90,000	17,500	90,000
Total Part Town		**45,955**	**90,000**	**17,500**	**90,000**
B2595-Part Town					
2595	Sign Permits	295,631	300,000	250,000	300,000
Total Part Town		**295,631**	**300,000**	**250,000**	**300,000**
B2680-Part Town					
2680	Insurance Recoveries	0	0	209	0
Total Part Town		**0**	**0**	**209**	**0**
B2705-Part Town					
2705	Gifts & Donations	17,100	2,500	0	0
Total Part Town		**17,100**	**2,500**	**0**	**0**

Part Town Revenue Detail

Object	Description	2025 Actual	2026 Budget	2026 Forecast	2027 Budget
B2709-Part Town					
2709	Employee/Retiree Contributions	332,056	300,000	275,000	300,000
Total Part Town		**332,056**	**300,000**	**275,000**	**300,000**
B2710-Premium on Obligations					
2710	Premium on Obligations	13,714	0	0	0
Total Premium on Obligations		**13,714**	**0**	**0**	**0**
B2770-Part Town					
2770	Unclassified Revenues	300	0	0	0
Total Part Town		**300**	**0**	**0**	**0**
B3089-State Aid Other					
3089	State Aid, Other	7,600	0	0	0
Total State Aid Other		**7,600**	**0**	**0**	**0**
B5033-Part Town					
5033	Capital Project Transfers	11,232	0	0	0
Total Part Town		**11,232**	**0**	**0**	**0**
Fund Total		**14,027,188**	**13,291,959**	**12,073,125**	**13,996,784**

Part Town Expenditures Detail

Object	Description	2025 Actual	2026 Budget	2026 Forecast	2027 Budget
B1380-Fiscal Agent Fees					
4600	Bond & Note Issue & Serv Exp	1,050	2,500	2,500	2,500
Total Fiscal Agent Fees		**1,050**	**2,500**	**2,500**	**2,500**
B1420-Town Attorney					
1150	Part Time Salaries	40,145	40,000	40,000	45,000
4551	Outside Professional - Legal	0	5,000	5,000	5,000
8020	Social Security	2,904	3,060	3,060	4,000
8021	MTA Tax	58	0	0	0
Total Town Attorney		**43,107**	**48,060**	**48,060**	**54,000**
B1620-Building Department					
1100	Regular Salaries	1,920,821	2,090,957	2,070,149	1,843,000
1150	Part Time Salaries	49,210	80,000	80,000	125,000
1300	Overtime Salaries	175,955	135,000	140,000	140,000
1400	Summer Casual Salaries	0	655	7,000	0
4000	Credit Card Fees	366	4,595	13,250	13,250
4110	Office Supplies	218	1,500	1,500	1,500
4122	Computer Supp, Software	1,158	3,010	500	3,010
4470	Uniforms	755	500	0	500
4500	Printing/Scanning	0	2,000	2,000	2,000
4570	Service Contracts	2,325	3,000	3,000	3,000
4720	Conferences & Dues	300	2,590	2,590	500
4850	Tuition	0	900	900	900
8020	Social Security	158,405	174,062	174,062	160,000
8021	MTA Tax	3,145	0	0	0
Total Building Department		**2,312,657**	**2,498,769**	**2,494,951**	**2,292,660**
B1680-Information Technology					
4550	Outside Professional	15,000	12,600	12,600	12,600
4570	Service Contracts	172,350	172,500	200,000	200,000
Total Information Technology		**187,350**	**185,100**	**212,600**	**212,600**
B1910-Unallocated Insurance					
4150	Insurance	90,610	90,000	90,000	90,000
Total Unallocated Insurance		**90,610**	**90,000**	**90,000**	**90,000**
B1989-Other General Gov Support					
4180	Employee Assistance Program	3,500	6,000	0	6,000
Total Other General Gov Support		**3,500**	**6,000**	**0**	**6,000**
B1990-Contingency					
1100	Regular Salaries	0	-190,408	0	0
Total Contingency		**0**	**-190,408**	**0**	**0**

Object	Description	2025 Actual	2026 Budget	2026 Forecast	2027 Budget
B3310-Transportation-Traffic Safety					
1100	Regular Salaries	367,348	436,706	436,706	465,000
1175	Seasonal Salaries	0	0	3,850	0
1300	Overtime Salaries	6,362	6,650	20,000	7,500
2222	Computer Software & Programs	0	0	0	250
2600	Equipment & Machinery	5,484	31,369	30,000	1,000
4110	Office Supplies	582	242	1,000	1,000
4470	Uniforms	247	317	500	500
4480	Photography	0	0	0	200
4510	Equip Supplies, Repairs & Main	0	0	500	500
4530	Books	0	0	0	200
4550	Outside Professional	0	4,555	40,000	40,000
4560	Maintenance Of Equip-Traffic	372,045	425,314	410,000	400,000
4570	Service Contracts	1,267	1,267	0	1,250
4720	Conferences & Dues	335	335	0	250
4770	Small Tools & Equipment	375	1,800	1,300	1,300
4950	Other	0	250	250	250
8020	Social Security	27,872	29,305	29,305	36,000
8021	MTA Tax	562	0	0	0
Total Transportation-Traffic Safety		**782,480**	**938,111**	**973,411**	**955,200**
B3620-Fire Prevention - Sfty Inspect					
1100	Regular Salaries	478,893	479,512	479,512	569,000
1150	Part Time Salaries	47,641	145,000	150,000	153,000
1300	Overtime Salaries	46,263	45,000	40,000	41,000
2200	Office Equipment	0	1,000	1,000	1,000
2600	Equipment & Machinery	0	20,000	5,000	20,000
4110	Office Supplies	49	500	500	500
4115	Small Furn & Office Equip	0	500	0	500
4400	Travel Expenses	0	143	0	500
4470	Uniforms	2,152	3,000	1,000	3,000
4500	Printing/Scanning	0	250	0	750
4530	Books	31	1,857	2,000	1,000
4720	Conferences & Dues	0	250	250	250
4770	Small Tools & Equipment	515	600	0	600
8020	Social Security	42,751	51,218	51,218	59,000
8021	MTA Tax	821	0	0	0
Total Fire Prevention - Sfty Inspect		**619,115**	**748,830**	**730,480**	**850,100**
B3621-Rental Registration					
1100	Regular Salaries	88,811	87,862	87,862	88,000
8020	Social Security	6,794	6,721	6,721	7,000
8021	MTA Tax	127	0	0	0
Total Rental Registration		**95,732**	**94,583**	**94,583**	**95,000**

Object	Description	2025 Actual	2026 Budget	2026 Forecast	2027 Budget
B3622-Zoning & Building Inspections					
1100	Regular Salaries	932,602	971,876	973,589	935,000
1300	Overtime Salaries	30,927	18,000	18,000	18,000
4115	Small Furn & Office Equip	944	500	500	500
4470	Uniforms	1,224	3,300	3,300	3,300
4520	Vehicle Repairs, Supplies	2,064	1,500	1,500	1,500
4770	Small Tools & Equipment	0	1,500	1,500	1,500
8020	Social Security	70,829	75,877	75,877	73,000
8021	MTA Tax	1,541	0	0	0
Total Zoning & Building Inspections		**1,040,131**	**1,072,553**	**1,074,266**	**1,032,800**
B4020-Registrar Of Vital Statistics					
1100	Regular Salaries	103,722	142,567	140,663	147,000
1175	Seasonal Salaries	642	9,346	11,250	11,475
1300	Overtime Salaries	45	1,000	1,000	1,000
4110	Office Supplies	1,514	2,000	2,000	2,000
4510	Equip Supplies, Repairs & Main	0	450	450	450
8020	Social Security	7,618	11,698	11,698	13,000
8021	MTA Tax	141	0	0	0
Total Registrar Of Vital Statistics		**113,682**	**167,061**	**167,061**	**174,925**
B8010-Zoning Board Of Appeals					
1100	Regular Salaries	107,605	111,385	111,385	113,000
4460	Outside Stenographic	13,700	30,000	20,000	30,000
4550	Outside Professional	11,200	15,000	15,000	15,000
4700	Advertising	4,616	12,000	5,000	12,000
4720	Conferences & Dues	0	500	500	500
8020	Social Security	8,232	8,521	8,521	9,000
8021	MTA Tax	174	0	0	0
Total Zoning Board Of Appeals		**145,526**	**177,406**	**160,406**	**179,500**

Object	Description	2025 Actual	2026 Budget	2026 Forecast	2027 Budget
B8020-Planning Department					
1100	Regular Salaries	1,452,930	1,297,421	1,297,421	1,358,000
1150	Part Time Salaries	28,640	30,000	30,000	30,000
1300	Overtime Salaries	5,893	6,300	6,300	6,300
1400	Summer Casual Salaries	0	6,000	0	6,000
2103	Land Improvements	0	2,500	0	0
2200	Office Equipment	1,536	0	0	0
4043	Economic Development	0	2,500	0	2,500
4110	Office Supplies	180	1,320	1,320	1,320
4115	Small Furn & Office Equip	0	2,000	0	2,000
4122	Computer Supp, Software	0	4,500	0	4,500
4400	Travel Expenses	0	250	0	250
4470	Uniforms	219	180	180	353
4490	Drafting	0	750	0	750
4530	Books	0	500	0	500
4550	Outside Professional	49,072	30,000	10,000	20,000
4570	Service Contracts	0	7,800	0	17,800
4650	Building Repair, Maint & Supp	350	0	0	0
4670	Signs,Road Paint & Markings	0	5,000	5,000	5,000
4720	Conferences & Dues	400	2,000	500	2,000
8020	Social Security	109,610	101,263	101,263	107,000
8021	MTA Tax	2,190	0	0	0
Total Planning Department		**1,651,020**	**1,500,284**	**1,451,984**	**1,564,273**
B8025-Planning Board					
1100	Regular Salaries	112,404	112,000	112,000	112,000
4000	Credit Card Fees	300	1,500	0	1,500
4460	Outside Stenographic	1,270	4,000	1,000	4,000
4700	Advertising	592	3,000	1,000	3,000
8020	Social Security	6,399	8,568	8,568	9,000
8021	MTA Tax	129	0	0	0
Total Planning Board		**121,094**	**129,068**	**122,568**	**129,500**
B8036-Accessory Apt Code Compliance					
1100	Regular Salaries	214,156	312,469	312,469	308,000
1150	Part Time Salaries	18,617	40,000	40,000	40,800
1300	Overtime Salaries	3,028	2,000	2,000	2,040
4000	Credit Card Fees	333	4,000	1,000	4,000
4110	Office Supplies	313	500	500	500
4460	Outside Stenographic	2,850	3,500	3,500	3,500
4700	Advertising	1,347	2,700	1,000	2,700
8020	Social Security	16,847	19,969	19,969	27,000
8021	MTA Tax	345	0	0	0
Total Accessory Apt Code Compliance		**257,835**	**385,138**	**380,438**	**388,540**

Part Town Expenditures Detail

Object	Description	2025 Actual	2026 Budget	2026 Forecast	2027 Budget
B8710-Conservation Board					
1150	Part Time Salaries	0	15,000	0	15,300
8020	Social Security	0	1,148	1,148	2,000
Total Conservation Board		**0**	**16,148**	**1,148**	**17,300**
B9010-State Retirement					
8010	State Retirement	816,030	943,910	943,910	1,000,000
Total State Retirement		**816,030**	**943,910**	**943,910**	**1,000,000**
B9030-Social Security					
8020	Social Security	3,638	20,000	20,000	20,000
Total Social Security		**3,638**	**20,000**	**20,000**	**20,000**
B9040-Worker's Compensation					
8030	Worker's Compensation	79,887	100,000	100,000	108,000
Total Worker's Compensation		**79,887**	**100,000**	**100,000**	**108,000**
B9045-Life Insurance					
8040	Life Insurance	6,284	12,000	12,000	12,000
Total Life Insurance		**6,284**	**12,000**	**12,000**	**12,000**
B9050-Unemployment Insurance					
8050	Unemployment Insurance	0	10,846	10,846	10,846
Total Unemployment Insurance		**0**	**10,846**	**10,846**	**10,846**
B9055-Disability Insurance					
8060	Disability Insurance	3,777	20,000	20,000	20,000
Total Disability Insurance		**3,777**	**20,000**	**20,000**	**20,000**
B9060-Hospital / Medical Insurance					
8070	Health Insurance	1,752,258	2,000,000	2,000,000	2,395,000
8071	Retiree Health Insurance	1,114,353	1,250,000	1,250,000	1,400,000
8072	Medicare Reimbursement	196,133	226,000	226,000	235,040
Total Hospital / Medical Insurance		**3,062,744**	**3,476,000**	**3,476,000**	**4,030,040**
B9065-Welfare Fund-White Collar/Appt					
8080	Dental	180,549	200,000	200,000	225,000
Total Welfare Fund-White Collar/Appt		**180,549**	**200,000**	**200,000**	**225,000**
B9070-Misc. Salaried Benefits					
8090	Welfare Fund - B/C Local 342	0	2,000	2,000	2,000
8100	Retirement Accrual Payout	42,970	90,000	90,000	90,000
8101	Accrual Payout	74,453	56,000	56,000	56,000
Total Misc. Salaried Benefits		**117,423**	**148,000**	**148,000**	**148,000**

Object	Description	2025 Actual	2026 Budget	2026 Forecast	2027 Budget
B9710-Serial Bonds					
6000	Principal on Indebtedness	222,335	210,000	210,000	300,000
7000	Interest on Indebtedness	40,011	52,000	52,000	78,000
Total Serial Bonds		**262,346**	**262,000**	**262,000**	**378,000**
B9950-Interfund Trans - Capital Cash					
9010	Transfer	100,000	250,000	250,000	0
Total Interfund Trans - Capital Cash		**100,000**	**250,000**	**250,000**	**0**
Fund Total		**12,097,568**	**13,311,959**	**13,447,212**	**13,996,784**

Board of Trustees Revenue Detail

Object	Description	2025 Actual	2026 Budget	2026 Forecast	2027 Budget
C0599-Board of Trustees					
0599R	Appropriated Fund Balance	0	114,522	114,522	0
Total Board of Trustees		**0**	**114,522**	**114,522**	**0**
C2401-Board of Trustees					
2401	Interest & Earnings	38,236	4,000	35,000	35,000
Total Board of Trustees		**38,236**	**4,000**	**35,000**	**35,000**
C2410-Board of Trustees					
2410	Rental of Real Property	155,238	140,000	140,000	140,000
Total Board of Trustees		**155,238**	**140,000**	**140,000**	**140,000**
C2709-Board of Trustees					
2709	Employee/Retiree Contributions	740	0	1,128	0
Total Board of Trustees		**740**	**0**	**1,128**	**0**
Fund Total		**194,213**	**258,522**	**290,650**	**175,000**

Board of Trustees Expenditures Detail

Object	Description	2025 Actual	2026 Budget	2026 Forecast	2027 Budget
C1910-Unallocated Insurance					
4150	Insurance	1,198	1,800	1,800	1,800
Total Unallocated Insurance		**1,198**	**1,800**	**1,800**	**1,800**
C1950-Taxes & Assessment/Muni Prop					
1100	Regular Salaries	95,574	96,816	96,816	0
1300	Overtime Salaries	801	0	0	0
4170	Taxes & Assmts On Muni Prop	9,334	15,000	15,000	15,000
4550	Outside Professional	25,000	7,500	7,500	7,500
4551	Outside Professional - Legal	0	10,000	0	10,000
8020	Social Security	6,941	7,406	7,406	0
8021	MTA Tax	144	0	0	0
Total Taxes & Assessment/Muni Prop		**137,794**	**136,722**	**126,722**	**32,500**
C7181-BOT Maintenance					
2103	Land Improvements	41,627	99,136	0	70,200
2600	Equipment & Machinery	0	20,000	0	20,000
Total BOT Maintenance		**41,627**	**119,136**	**0**	**90,200**
C9040-Worker's Compensation					
8030	Worker's Compensation	67	0	65	0
Total Worker's Compensation		**67**	**0**	**65**	**0**
C9045-Life Insurance					
8040	Life Insurance	33	0	66	0
Total Life Insurance		**33**	**0**	**66**	**0**
C9055-Disability Insurance					
8060	Disability Insurance	19	0	23	0
Total Disability Insurance		**19**	**0**	**23**	**0**
C9060-Hospital / Medical Insurance					
8070	Health Insurance	5,918	40,000	40,000	0
Total Hospital / Medical Insurance		**5,918**	**40,000**	**40,000**	**0**
C9065-Welfare Fund-White Collar/Appt					
8080	Dental	858	0	2,500	0
Total Welfare Fund-White Collar/Appt		**858**	**0**	**2,500**	**0**
C9901-Interfund Transfers					
9010	Transfer	0	0	0	50,500
Total Interfund Transfers		**0**	**0**	**0**	**50,500**
Fund Total		**187,515**	**297,658**	**171,176**	**175,000**

Special Revenue Fund Revenue Detail

Object	Description	2025 Actual	2026 Budget	2026 Forecast	2027 Budget
CB1001-Business Improvement Districts					
1001	Real Property Taxes	190,230	194,048	194,072	197,500
Total Business Improvement Districts		**190,230**	**194,048**	**194,072**	**197,500**
CB1090-Business Improvement Districts					
1090	Interest & Penalties	0	5	0	0
Total Business Improvement Districts		**0**	**5**	**0**	**0**
Fund Total		**190,230**	**194,053**	**194,072**	**197,500**

Special Revenue Fund Expenditures Detail

Object	Description	2025 Actual	2026 Budget	2026 Forecast	2027 Budget
CB8620-Business Improvement Districts					
4034	Huntington Village BID	89,250	91,052	91,052	92,500
4035	Cold Spring Harbor BID	9,180	9,365	9,365	9,500
4045	Huntington Station BID	91,800	93,636	93,636	95,500
Total Business Improvement Districts		**190,230**	**194,053**	**194,053**	**197,500**
Fund Total		**190,230**	**194,053**	**194,053**	**197,500**

Highway Fund Revenue Detail

Object	Description	2025 Actual	2026 Budget	2026 Forecast	2027 Budget
DB0599-Highway Fund					
0599R	Appropriated Fund Balance	0	5,063,500	5,063,500	0
Total Highway Fund		**0**	**5,063,500**	**5,063,500**	**0**
DB1001-Highway Fund					
1001	Real Property Taxes	36,886,225	39,315,323	39,310,226	45,556,140
Total Highway Fund		**36,886,225**	**39,315,323**	**39,310,226**	**45,556,140**
DB1081-Highway Fund					
1081	Other Payments Lieu of Taxes	65,046	66,051	66,051	750,000
Total Highway Fund		**65,046**	**66,051**	**66,051**	**750,000**
DB1090-Highway Fund					
1090	Interest & Penalties	21,704	0	0	0
Total Highway Fund		**21,704**	**0**	**0**	**0**
DB1240-Highway					
1240	Comptroller's Fee - Ret Checks	20	0	0	0
Total Highway		**20**	**0**	**0**	**0**
DB1789-Other Transportation Income					
1789	Other Transportation Income	867,375	0	991,000	0
Total Other Transportation Income		**867,375**	**0**	**991,000**	**0**
DB2401-Highway Fund					
2401	Interest & Earnings	1,318,668	1,506,568	1,250,000	1,250,000
Total Highway Fund		**1,318,668**	**1,506,568**	**1,250,000**	**1,250,000**
DB2408-Highway Fund					
2408	Interest/Miscellaneous Reserve	77,623	0	48,000	0
Total Highway Fund		**77,623**	**0**	**48,000**	**0**
DB2590-Highway Fund					
2590	Other Permits - Town Eng	31,300	200,000	245,000	200,000
Total Highway Fund		**31,300**	**200,000**	**245,000**	**200,000**
DB2650-Highway Fund					
2650	Sale of Scrap & Exc Matl	7,808	8,000	2,080	8,000
Total Highway Fund		**7,808**	**8,000**	**2,080**	**8,000**
DB2665-Highway					
2665	Sale Of Equipment	0	0	18,409	0
Total Highway		**0**	**0**	**18,409**	**0**
DB2680-Highway Fund					
2680	Insurance Recoveries	157,070	5,000	60,172	10,000
Total Highway Fund		**157,070**	**5,000**	**60,172**	**10,000**

Highway Fund Revenue Detail

Object	Description	2025 Actual	2026 Budget	2026 Forecast	2027 Budget
DB2709-Highway Fund					
2709	Employee/Retiree Contributions	576,032	550,000	550,000	550,000
Total Highway Fund		**576,032**	**550,000**	**550,000**	**550,000**
DB2710-Premium on Obligations					
2710	Premium on Obligations	198,851	0	0	0
Total Premium on Obligations		**198,851**	**0**	**0**	**0**
DB2770-Highway Fund					
2770	Unclassified Revenues	18,943	100	14,000	100
Total Highway Fund		**18,943**	**100**	**14,000**	**100**
DB3089-Highway					
3089	State Aid, Other	93,025	0	0	0
Total Highway		**93,025**	**0**	**0**	**0**
DB3501-Highway Fund					
3501	State Aid, CHIPS	4,229,185	4,542,465	4,542,465	1,706,000
Total Highway Fund		**4,229,185**	**4,542,465**	**4,542,465**	**1,706,000**
DB5033-Transfers - General Revenue					
5033	Capital Project Transfers	3,000,792	5,000,000	5,000,000	0
Total Transfers - General Revenue		**3,000,792**	**5,000,000**	**5,000,000**	**0**
Fund Total		**47,549,668**	**56,257,007**	**57,160,903**	**50,030,240**

Highway Fund Expenditures Detail

Object	Description	2025 Actual	2026 Budget	2026 Forecast	2027 Budget
DB1380-Fiscal Agent Fees					
4600	Bond & Note Issue & Serv Exp	25,536	45,000	30,000	45,000
Total Fiscal Agent Fees		**25,536**	**45,000**	**30,000**	**45,000**
DB1680-Information Technology					
2220	Townwide Computerization	12,341	1,000	0	0
4122	Computer Supp, Software	21,213	2,021	2,021	2,020
4570	Service Contracts	104,789	127,200	128,200	128,200
Total Information Technology		**138,343**	**130,221**	**130,221**	**130,220**
DB1910-Unallocated Insurance					
4150	Insurance	285,628	280,000	285,000	325,000
Total Unallocated Insurance		**285,628**	**280,000**	**285,000**	**325,000**
DB1989-Other General Gov Support					
4180	Employee Assistance Program	5,250	9,000	9,000	9,000
Total Other General Gov Support		**5,250**	**9,000**	**9,000**	**9,000**
DB1990-Contingency					
1100	Regular Salaries	0	-263,233	0	0
Total Contingency		**0**	**-263,233**	**0**	**0**

Highway Fund Expenditures Detail

Object	Description	2025 Actual	2026 Budget	2026 Forecast	2027 Budget
DB5110-Highway Repairs					
1100	Regular Salaries	9,603,422	10,888,173	10,880,423	11,087,000
1150	Part Time Salaries	137,734	160,000	160,000	163,200
1200	Non-Permanent Salaries	0	281,000	0	100,000
1300	Overtime Salaries	1,677,341	1,300,000	1,300,000	1,700,000
1400	Summer Casual Salaries	0	4,000	0	0
2100	Furniture and Furnishings	1,703	5,000	3,000	2,000
2200	Office Equipment	1,000	1,000	1,000	1,000
2312	Cars	79,069	0	0	0
2600	Equipment & Machinery	54,181	46,549	54,549	100,000
4110	Office Supplies	3,646	10,600	10,600	5,000
4115	Small Furn & Office Equip	0	1,500	1,500	1,500
4120	Fuel for Vehicle & Equipment	590,834	735,000	735,000	850,000
4122	Computer Supp, Software	8,902	10,000	10,000	10,000
4210	Telephone	0	14,000	14,000	14,000
4230	Water	257	440	440	440
4270	Motor Vehicle Rentals	0	60,000	65,000	75,000
4352	Leaf Bags	299,999	300,000	300,000	300,000
4400	Travel Expenses	38	2,500	2,500	2,500
4470	Uniforms	49,997	51,000	45,000	45,000
4480	Photography	0	1,000	1,000	1,000
4510	Equip Supplies, Repairs & Main	139,456	130,000	120,000	120,000
4520	Vehicle Repairs, Supplies	176,068	235,000	245,000	245,000
4530	Books	0	1,000	1,000	1,000
4550	Outside Professional	9,160	25,000	25,000	25,000
4570	Service Contracts	3,478	4,000	4,000	4,000
4620	Medical & Safety Supplies	7,850	10,000	10,000	10,000
4650	Building Repair, Maint & Supp	161,511	155,000	155,000	155,000
4670	Signs,Road Paint & Markings	155,657	186,000	186,000	200,000
4680	Surfacing Materials	248,875	400,000	400,000	400,000
4690	Fertilizer, Seed & Sod	3,680	4,000	4,000	4,000
4770	Small Tools & Equipment	21,205	17,473	17,500	17,500
4775	Drainage Maintenance	485,250	575,000	575,000	700,000
4850	Tuition	5,437	7,500	500	7,500
8020	Social Security	833,849	930,812	930,812	1,034,000
8021	MTA Tax	16,514	0	0	0
Total Highway Repairs		**14,776,114**	**16,552,547**	**16,257,824**	**17,380,640**
DB5112-Capital Highway Improve Prg					
2000	C.H.I.P.S.	4,257,861	4,542,465	4,542,465	1,706,000
Total Capital Highway Improve Prg		**4,257,861**	**4,542,465**	**4,542,465**	**1,706,000**

Highway Fund Expenditures Detail

Object	Description	2025 Actual	2026 Budget	2026 Forecast	2027 Budget
DB5130-Highway Machinery					
1100	Regular Salaries	1,256,766	1,397,129	1,397,129	1,447,000
1200	Non-Permanent Salaries	0	20,000	20,000	0
1300	Overtime Salaries	318,807	225,000	225,000	233,000
2314	Trucks	99,850	0	0	300,000
2400	Communication Equipment	6,543	15,000	15,000	15,000
2600	Equipment & Machinery	29,750	52,437	52,438	50,000
4470	Uniforms	9,952	20,000	20,000	20,000
4510	Equip Supplies, Repairs & Main	163,517	196,339	197,500	200,000
4520	Vehicle Repairs, Supplies	1,083,520	1,219,125	1,164,125	1,900,000
4570	Service Contracts	7,260	10,000	10,000	10,000
4770	Small Tools & Equipment	10,556	14,933	14,933	10,000
8020	Social Security	114,607	123,561	123,561	130,000
8021	MTA Tax	2,299	0	0	0
Total Highway Machinery		**3,103,429**	**3,293,524**	**3,239,686**	**4,315,000**
DB5140-Brush and Weeds					
2600	Equipment & Machinery	29,802	15,000	15,000	50,000
2784	Trees	365,040	320,000	375,000	400,000
4420	Subcontract Cost	14,123	255,000	55,000	100,000
4510	Equip Supplies, Repairs & Main	27,561	40,080	40,080	35,080
4770	Small Tools & Equipment	11,554	14,920	14,920	20,000
4990	Refuse Disposal Charges	64,523	50,000	50,000	50,000
Total Brush and Weeds		**512,603**	**695,000**	**550,000**	**655,080**
DB5142-Snow Removal					
1100	Regular Salaries	620,627	920,585	645,606	500,000
1300	Overtime Salaries	1,281,300	1,830,000	1,830,000	1,300,000
4270	Motor Vehicle Rentals	1,334,296	2,050,000	2,050,000	1,650,000
4350	Snow Removal Materials	847,015	850,000	850,000	1,000,000
8020	Social Security	142,339	201,745	183,000	146,000
8021	MTA Tax	4,200	0	0	0
Total Snow Removal		**4,229,778**	**5,852,330**	**5,558,606**	**4,596,000**
DB9010-State Retirement					
8010	State Retirement	1,960,939	2,337,730	2,337,730	2,486,000
Total State Retirement		**1,960,939**	**2,337,730**	**2,337,730**	**2,486,000**
DB9030-Social Security					
8020	Social Security	1,899	30,000	30,000	30,000
Total Social Security		**1,899**	**30,000**	**30,000**	**30,000**

Highway Fund Expenditures Detail

Object	Description	2025 Actual	2026 Budget	2026 Forecast	2027 Budget
DB9040-Worker's Compensation					
8030	Worker's Compensation	2,245,145	2,140,000	2,140,000	2,400,000
Total Worker's Compensation		**2,245,145**	**2,140,000**	**2,140,000**	**2,400,000**
DB9045-Life Insurance					
8040	Life Insurance	197	1,000	1,000	1,000
Total Life Insurance		**197**	**1,000**	**1,000**	**1,000**
DB9050-Unemployment Insurance					
8050	Unemployment Insurance	11,296	75,000	75,000	75,000
Total Unemployment Insurance		**11,296**	**75,000**	**75,000**	**75,000**
DB9055-Disability Insurance					
8060	Disability Insurance	93	1,300	1,300	1,300
Total Disability Insurance		**93**	**1,300**	**1,300**	**1,300**
DB9060-Hospital / Medical Insurance					
8070	Health Insurance	4,240,981	4,700,000	4,700,000	5,500,000
8071	Retiree Health Insurance	2,363,621	2,600,000	2,600,000	2,900,000
8072	Medicare Reimbursement	292,724	288,000	288,000	300,000
Total Hospital / Medical Insurance		**6,897,325**	**7,588,000**	**7,588,000**	**8,700,000**
DB9065-Welfare Fund-White Collar/Appt					
8080	Dental	7,692	8,000	8,000	11,000
Total Welfare Fund-White Collar/Appt		**7,692**	**8,000**	**8,000**	**11,000**
DB9070-Misc. Salaried Benefits					
8090	Welfare Fund - B/C Local 342	184,360	200,000	200,000	200,000
8100	Retirement Accrual Payout	0	125,000	125,000	125,000
8101	Accrual Payout	40,722	39,000	39,000	39,000
Total Misc. Salaried Benefits		**225,082**	**364,000**	**364,000**	**364,000**
DB9710-Serial Bonds					
6000	Principal on Indebtedness	4,395,725	4,680,000	4,680,000	5,000,000
7000	Interest on Indebtedness	1,491,466	1,616,000	1,616,000	1,800,000
Total Serial Bonds		**5,887,191**	**6,296,000**	**6,296,000**	**6,800,000**
DB9950-Interfund Trans - Capital Cash					
9010	Transfer	7,130,908	6,313,500	6,313,500	0
Total Interfund Trans - Capital Cash		**7,130,908**	**6,313,500**	**6,313,500**	**0**
Fund Total		**51,702,311**	**56,291,384**	**55,757,332**	**50,030,240**

Fire Protection Revenue Detail

Object	Description	2025 Actual	2026 Budget	2026 Forecast	2027 Budget
SF11001-Fire Protection					
1001	Real Property Taxes	1,820,477	1,875,459	1,875,598	1,914,241
Total Fire Protection		**1,820,477**	**1,875,459**	**1,875,598**	**1,914,241**
SF11090-Fire Protection					
1090	Interest & Penalties	1,071	0	0	0
Total Fire Protection		**1,071**	**0**	**0**	**0**
SF12401-Fire Protection					
2401	Interest & Earnings	36,440	3,000	60,000	3,000
Total Fire Protection		**36,440**	**3,000**	**60,000**	**3,000**
SF13089-State Aid Fire Tax					
3089	State Aid, Other	34,152	40,948	40,948	25,000
Total State Aid Fire Tax		**34,152**	**40,948**	**40,948**	**25,000**
Fund Total		**1,892,139**	**1,919,407**	**1,976,546**	**1,942,241**

Fire Protection Expenditures Detail

Object	Description	2025 Actual	2026 Budget	2026 Forecast	2027 Budget
SF13410-Fire Protection District #1					
4290	Other Equipment Rental	33,365	34,000	34,000	34,000
4420	Subcontract Cost	1,685,883	1,719,601	1,719,601	1,753,993
4950	Other	34,152	40,948	40,948	40,948
Total Fire Protection District #1		**1,753,399**	**1,794,549**	**1,794,549**	**1,828,941**
SF19901-Interfund Transfers					
9010	Transfer	103,594	124,858	124,858	113,300
Total Interfund Transfers		**103,594**	**124,858**	**124,858**	**113,300**
Fund Total		**1,856,993**	**1,919,407**	**1,919,407**	**1,942,241**

Street Lighting Revenue Detail

Object	Description	2025 Actual	2026 Budget	2026 Forecast	2027 Budget
SL0599-Street Lighting					
0599R	Appropriated Fund Balance	0	250,000	250,000	200,000
Total Street Lighting		**0**	**250,000**	**250,000**	**200,000**
SL1001-Street Lighting					
1001	Real Property Taxes	3,703,306	3,750,057	3,751,634	3,957,570
Total Street Lighting		**3,703,306**	**3,750,057**	**3,751,634**	**3,957,570**
SL1081-Street Lighting					
1081	Other Payments Lieu of Taxes	7,026	6,496	4,395	70,000
Total Street Lighting		**7,026**	**6,496**	**4,395**	**70,000**
SL1090-Street Lighting					
1090	Interest & Penalties	2,177	0	0	0
Total Street Lighting		**2,177**	**0**	**0**	**0**
SL2401-Street Lighting					
2401	Interest & Earnings	276,353	200,000	225,000	211,000
Total Street Lighting		**276,353**	**200,000**	**225,000**	**211,000**
SL2408-Streetlighting					
2408	Interest/Miscellaneous Reserve	1,159	0	800	0
Total Streetlighting		**1,159**	**0**	**800**	**0**
SL2680-Street Lighting					
2680	Insurance Recoveries	4,100	0	0	0
Total Street Lighting		**4,100**	**0**	**0**	**0**
SL2709-Streetlighting					
2709	Employee/Retiree Contributions	30,373	28,000	28,000	28,000
Total Streetlighting		**30,373**	**28,000**	**28,000**	**28,000**
Fund Total		**4,024,494**	**4,234,553**	**4,259,829**	**4,466,570**

Street Lighting Expenditures Detail

Object	Description	2025 Actual	2026 Budget	2026 Forecast	2027 Budget
SL1380-Fiscal Agent Fees					
4600	Bond & Note Issue & Serv Exp	0	500	500	500
Total Fiscal Agent Fees		**0**	**500**	**500**	**500**
SL1680-Information Technology					
4570	Service Contracts	4,326	4,200	4,700	5,500
Total Information Technology		**4,326**	**4,200**	**4,700**	**5,500**
SL1910-Unallocated Insurance					
4150	Insurance	28,692	30,000	30,000	35,000
Total Unallocated Insurance		**28,692**	**30,000**	**30,000**	**35,000**
SL1990-Contingency					
1100	Regular Salaries	0	-52,046	0	0
Total Contingency		**0**	**-52,046**	**0**	**0**
SL5182-Townwide Street Lighting Distr					
1100	Regular Salaries	768,307	825,346	825,346	810,000
1300	Overtime Salaries	32,771	24,000	30,000	30,000
2222	Computer Software & Programs	0	2,500	2,500	2,500
2313	Leased Motor Vehicles	5,193	7,750	7,750	7,750
2600	Equipment & Machinery	1,963	0	0	0
2785	Streetlights	421,542	555,645	555,645	510,000
4110	Office Supplies	0	250	250	100
4115	Small Furn & Office Equip	0	750	750	750
4120	Fuel for Vehicle & Equipment	22,077	31,000	31,000	35,000
4210	Telephone	29,517	35,000	35,000	35,134
4220	Electric	1,039,018	1,356,600	1,356,600	1,465,128
4470	Uniforms	1,618	2,050	2,050	2,050
4520	Vehicle Repairs, Supplies	10,799	16,000	16,000	16,000
4550	Outside Professional	0	5,000	10,000	10,000
4640	Lighting & Electric Supplies	60,665	83,160	83,160	75,000
4770	Small Tools & Equipment	880	1,000	1,000	1,000
8020	Social Security	59,472	60,611	60,611	63,000
8021	MTA Tax	1,177	0	0	0
Total Townwide Street Lighting Distr		**2,454,997**	**3,006,662**	**3,017,662**	**3,063,412**
SL9010-State Retirement					
8010	State Retirement	105,711	150,000	150,000	127,000
Total State Retirement		**105,711**	**150,000**	**150,000**	**127,000**
SL9030-Social Security					
8020	Social Security	0	7,250	7,250	7,250
Total Social Security		**0**	**7,250**	**7,250**	**7,250**

Street Lighting Expenditures Detail

Object	Description	2025 Actual	2026 Budget	2026 Forecast	2027 Budget
SL9040-Worker's Compensation					
8030	Worker's Compensation	67,791	80,000	80,000	80,000
Total Worker's Compensation		**67,791**	**80,000**	**80,000**	**80,000**
SL9045-Life Insurance					
8040	Life Insurance	148	591	591	591
Total Life Insurance		**148**	**591**	**591**	**591**
SL9050-Unemployment Insurance					
8050	Unemployment Insurance	1,528	5,000	5,000	5,000
Total Unemployment Insurance		**1,528**	**5,000**	**5,000**	**5,000**
SL9055-Disability Insurance					
8060	Disability Insurance	89	1,000	1,000	1,000
Total Disability Insurance		**89**	**1,000**	**1,000**	**1,000**
SL9060-Hospital / Medical Insurance					
8070	Health Insurance	192,258	245,000	245,000	295,000
8071	Retiree Health Insurance	158,051	200,000	200,000	210,000
8072	Medicare Reimbursement	28,847	29,000	29,000	30,160
Total Hospital / Medical Insurance		**379,156**	**474,000**	**474,000**	**535,160**
SL9065-Welfare Fund-White Collar/Appt					
8080	Dental	5,128	5,500	5,500	7,000
Total Welfare Fund-White Collar/Appt		**5,128**	**5,500**	**5,500**	**7,000**
SL9070-Misc. Salaried Benefits					
8090	Welfare Fund - B/C Local 342	7,920	11,000	11,000	11,000
8100	Retirement Accrual Payout	0	55,000	55,000	55,000
8101	Accrual Payout	0	7,000	7,000	7,000
Total Misc. Salaried Benefits		**7,920**	**73,000**	**73,000**	**73,000**
SL9901-Interfund Transfers					
9010	Transfer	399,785	516,751	0	526,157
Total Interfund Transfers		**399,785**	**516,751**	**0**	**526,157**
SL9950-Interfund Trans - Capital Cash					
9010	Transfer	200,000	0	0	0
Total Interfund Trans - Capital Cash		**200,000**	**0**	**0**	**0**
Fund Total		**3,655,272**	**4,302,408**	**3,849,203**	**4,466,570**

Commack Ambulance Revenue Detail

Object	Description	2025 Actual	2026 Budget	2026 Forecast	2027 Budget
SM11001-Commack Ambulance					
1001	Real Property Taxes	411,554	442,432	442,432	451,281
Total Commack Ambulance		**411,554**	**442,432**	**442,432**	**451,281**
SM11081-Commack Ambulance					
1081	Other Payments Lieu of Taxes	1,724	3,014	0	3,014
Total Commack Ambulance		**1,724**	**3,014**	**0**	**3,014**
SM11090-Commack Ambulance					
1090	Interest & Penalties	241	0	0	0
Total Commack Ambulance		**241**	**0**	**0**	**0**
SM12389-Misc Revenue, Other Government					
2389	Misc Revenue, Other Government	60,510	65,000	0	65,000
Total Misc Revenue, Other Government		**60,510**	**65,000**	**0**	**65,000**
SM12401-Commack Ambulance					
2401	Interest & Earnings	305,382	1,343	30,000	30,000
Total Commack Ambulance		**305,382**	**1,343**	**30,000**	**30,000**
SM12680-Commack Ambulance					
2680	Insurance Recoveries	764,774	687,843	687,843	854,553
Total Commack Ambulance		**764,774**	**687,843**	**687,843**	**854,553**
Fund Total		**1,544,186**	**1,199,632**	**1,160,275**	**1,403,848**

Commack Ambulance Expenditures Detail

Object	Description	2025 Actual	2026 Budget	2026 Forecast	2027 Budget
SM14541-Commack Ambulance District					
4001	Contractual Agreement	1,137,004	1,025,000	1,025,000	1,225,000
4550	Outside Professional	0	7,500	7,500	7,500
Total Commack Ambulance District		**1,137,004**	**1,032,500**	**1,032,500**	**1,232,500**
SM19010-State Retirement					
8011	Vol. Ambulance Service Award	47,537	90,000	90,000	90,000
Total State Retirement		**47,537**	**90,000**	**90,000**	**90,000**
SM19901-Interfund Transfers					
9010	Transfer	65,831	77,132	77,132	81,348
Total Interfund Transfers		**65,831**	**77,132**	**77,132**	**81,348**
Fund Total		**1,250,372**	**1,199,632**	**1,199,632**	**1,403,848**

Huntington Comm. Ambulance Revenue Detail

Object	Description	2025 Actual	2026 Budget	2026 Forecast	2027 Budget
SM20599-Huntington Comm. Ambulance					
0599R	Appropriated Fund Balance	0	400,000	400,000	0
Total Huntington Comm. Ambulance		**0**	**400,000**	**400,000**	**0**
SM21001-Huntington Comm. Ambulance					
1001	Real Property Taxes	369,051	433,164	433,724	441,647
Total Huntington Comm. Ambulance		**369,051**	**433,164**	**433,724**	**441,647**
SM21081-Huntington Comm. Ambulance					
1081	Other Payments Lieu of Taxes	199	303	229	303
Total Huntington Comm. Ambulance		**199**	**303**	**229**	**303**
SM21090-Huntington Comm. Ambulance					
1090	Interest & Penalties	220	20	0	0
Total Huntington Comm. Ambulance		**220**	**20**	**0**	**0**
SM22401-Huntington Comm. Ambulance					
2401	Interest & Earnings	1,186,245	20,600	50,000	30,000
Total Huntington Comm. Ambulance		**1,186,245**	**20,600**	**50,000**	**30,000**
SM22680-Huntington Comm. Ambulance					
2680	Insurance Recoveries	2,930,895	2,160,000	2,160,000	2,803,159
Total Huntington Comm. Ambulance		**2,930,895**	**2,160,000**	**2,160,000**	**2,803,159**
SM25033-Huntington Comm. Ambulance					
5033	Capital Project Transfers	31,851	0	0	0
Total Huntington Comm. Ambulance		**31,851**	**0**	**0**	**0**
Fund Total		**4,518,461**	**3,014,087**	**3,043,953**	**3,275,109**

Huntington Comm. Ambulance Expenditures Detail

Object	Description	2025 Actual	2026 Budget	2026 Forecast	2027 Budget
SM24542-Hunt Community Ambulance					
4001	Contractual Agreement	2,398,433	2,335,000	2,335,000	2,555,071
4550	Outside Professional	0	7,500	0	7,500
Total Hunt Community Ambulance		**2,398,433**	**2,342,500**	**2,335,000**	**2,562,571**
SM29010-State Retirement					
8011	Vol. Ambulance Service Award	486,393	500,000	427,179	500,000
Total State Retirement		**486,393**	**500,000**	**427,179**	**500,000**
SM29901-Interfund Transfers					
9010	Transfer	143,738	171,587	171,587	212,538
Total Interfund Transfers		**143,738**	**171,587**	**171,587**	**212,538**
Fund Total		**3,028,564**	**3,014,087**	**2,933,766**	**3,275,109**

Consolidated Refuse Fund Revenue Detail

Object	Description	2025 Actual	2026 Budget	2026 Forecast	2027 Budget
SR0599-Consolidated Refuse Fund					
0599R	Appropriated Fund Balance	0	575,000	575,000	0
Total Consolidated Refuse Fund		**0**	**575,000**	**575,000**	**0**
SR1001-Consolidated Refuse Fund					
1001	Real Property Taxes	28,206,325	28,066,211	28,066,211	30,071,313
Total Consolidated Refuse Fund		**28,206,325**	**28,066,211**	**28,066,211**	**30,071,313**
SR1090-Consolidated Refuse Fund					
1090	Interest & Penalties	16,597	1,641	0	1,641
Total Consolidated Refuse Fund		**16,597**	**1,641**	**0**	**1,641**
SR2130-Consolidated Refuse Fund					
2130	Refuse & Garbage Charges	6,900	6,000	6,000	6,000
Total Consolidated Refuse Fund		**6,900**	**6,000**	**6,000**	**6,000**
SR2376-Refuse & Garb Serv, Other Gov					
2376	Refuse & Garb Serv, Other Gov	8,467	14,250	8,000	14,250
Total Refuse & Garb Serv, Other Gov		**8,467**	**14,250**	**8,000**	**14,250**
SR2401-Consolidated Refuse Fund					
2401	Interest & Earnings	944,608	600,000	700,000	600,000
Total Consolidated Refuse Fund		**944,608**	**600,000**	**700,000**	**600,000**
SR2408-Consolidated Refuse					
2408	Interest/Miscellaneous Reserve	6,251	0	4,500	0
Total Consolidated Refuse		**6,251**	**0**	**4,500**	**0**
SR2651-Sales of Recycled Materials					
2651	Sales Of Recycled Materials	254,608	350,000	175,000	175,000
Total Sales of Recycled Materials		**254,608**	**350,000**	**175,000**	**175,000**
SR2665-Consolidated Refuse Fund					
2665	Sale Of Equipment	0	0	8,780	0
Total Consolidated Refuse Fund		**0**	**0**	**8,780**	**0**
SR2680-Consolidated Refuse Fund					
2680	Insurance Recoveries	28,679	0	-13,772	0
Total Consolidated Refuse Fund		**28,679**	**0**	**-13,772**	**0**
SR2709-Consolidated Refuse					
2709	Employee/Retiree Contributions	153,455	150,000	150,000	150,000
Total Consolidated Refuse		**153,455**	**150,000**	**150,000**	**150,000**
SR3089-State Aid - Other					
3089	State Aid, Other	0	60,018	71,962	60,018
Total State Aid - Other		**0**	**60,018**	**71,962**	**60,018**

Consolidated Refuse Fund Revenue Detail

Object	Description	2025 Actual	2026 Budget	2026 Forecast	2027 Budget
SR5033-Capital Project Reimbursement					
5033	Capital Project Transfers	95,583	0	0	0
Total Capital Project Reimbursement		**95,583**	**0**	**0**	**0**
Fund Total		**29,721,473**	**29,823,120**	**29,751,681**	**31,078,222**

Consolidated Refuse Fund Expenditures Detail

Object	Description	2025 Actual	2026 Budget	2026 Forecast	2027 Budget
SR1380-Fiscal Agent Fees					
4600	Bond & Note Issue & Serv Exp	29	3,000	3,000	3,000
Total Fiscal Agent Fees		**29**	**3,000**	**3,000**	**3,000**
SR1680-Information Technology					
4122	Computer Supp, Software	12,167	1,333	1,333	1,333
4570	Service Contracts	15,110	35,890	35,890	36,000
Total Information Technology		**27,277**	**37,223**	**37,223**	**37,333**
SR1910-Unallocated Insurance					
4150	Insurance	206,935	200,000	200,000	200,000
Total Unallocated Insurance		**206,935**	**200,000**	**200,000**	**200,000**
SR1989-Other General Gov Support					
4180	Employee Assistance Program	3,500	6,000	0	6,000
Total Other General Gov Support		**3,500**	**6,000**	**0**	**6,000**
SR1990-Contingency					
1100	Regular Salaries	0	87,453	0	0
Total Contingency		**0**	**87,453**	**0**	**0**

Consolidated Refuse Fund Expenditures Detail

Object	Description	2025 Actual	2026 Budget	2026 Forecast	2027 Budget
SR8158-Consolidated Refuse District					
1100	Regular Salaries	3,785,834	3,913,238	3,913,238	4,087,000
1150	Part Time Salaries	94,966	105,000	105,000	107,100
1200	Non-Permanent Salaries	141,150	160,000	160,000	160,000
1300	Overtime Salaries	397,415	305,000	300,000	400,000
2313	Leased Motor Vehicles	17,604	11,500	0	0
2600	Equipment & Machinery	25,077	700	700	700
4110	Office Supplies	429	500	500	500
4120	Fuel for Vehicle & Equipment	163,383	298,500	298,500	320,000
4130	Postage	16,300	18,500	0	20,000
4210	Telephone	0	2,000	2,000	2,000
4220	Electric	0	2,244	2,244	2,500
4230	Water	0	220	220	220
4420	Subcontract Cost	6,782,030	6,800,000	6,800,000	7,300,000
4470	Uniforms	14,957	16,500	16,500	16,500
4500	Printing/Scanning	33,694	46,000	31,000	50,000
4510	Equip Supplies, Repairs & Main	3,276	6,500	6,500	6,500
4520	Vehicle Repairs, Supplies	254,048	314,000	314,000	375,000
4550	Outside Professional	27,292	41,290	41,290	70,000
4620	Medical & Safety Supplies	0	3,400	3,400	3,400
4650	Building Repair, Maint & Supp	3,965	4,000	4,000	4,000
4770	Small Tools & Equipment	2,000	3,400	3,400	3,400
4990	Refuse Disposal Charges	8,894,851	9,807,010	8,000,000	9,850,000
8020	Social Security	325,923	349,275	349,275	357,000
8021	MTA Tax	6,491	0	0	0
Total Consolidated Refuse District		**20,990,682**	**22,208,777**	**20,351,767**	**23,135,820**
SR9010-State Retirement					
8010	State Retirement	616,962	650,000	650,000	750,000
Total State Retirement		**616,962**	**650,000**	**650,000**	**750,000**
SR9030-Social Security					
8020	Social Security	1,238	15,000	15,000	15,000
Total Social Security		**1,238**	**15,000**	**15,000**	**15,000**
SR9040-Worker's Compensation					
8030	Worker's Compensation	778,727	1,000,000	1,000,000	1,250,000
Total Worker's Compensation		**778,727**	**1,000,000**	**1,000,000**	**1,250,000**
SR9045-Life Insurance					
8040	Life Insurance	115	500	500	500
Total Life Insurance		**115**	**500**	**500**	**500**

Consolidated Refuse Fund Expenditures Detail

Object	Description	2025 Actual	2026 Budget	2026 Forecast	2027 Budget
SR9050-Unemployment Insurance					
8050	Unemployment Insurance	7,680	16,257	16,257	16,000
Total Unemployment Insurance		**7,680**	**16,257**	**16,257**	**16,000**
SR9055-Disability Insurance					
8060	Disability Insurance	4	500	500	500
Total Disability Insurance		**4**	**500**	**500**	**500**
SR9060-Hospital / Medical Insurance					
8070	Health Insurance	1,402,731	1,600,000	1,600,000	1,900,000
8071	Retiree Health Insurance	739,734	800,000	800,000	975,000
8072	Medicare Reimbursement	67,153	57,000	57,000	59,280
Total Hospital / Medical Insurance		**2,209,618**	**2,457,000**	**2,457,000**	**2,934,280**
SR9065-Welfare Fund-White Collar/Appt					
8080	Dental	2,564	3,000	3,000	3,000
Total Welfare Fund-White Collar/Appt		**2,564**	**3,000**	**3,000**	**3,000**
SR9070-Misc. Salaried Benefits					
8090	Welfare Fund - B/C Local 342	59,290	68,000	68,000	68,000
8100	Retirement Accrual Payout	16,184	55,000	55,000	55,000
8101	Accrual Payout	0	22,000	22,000	22,000
Total Misc. Salaried Benefits		**75,474**	**145,000**	**145,000**	**145,000**
SR9710-Serial Bonds					
6000	Principal on Indebtedness	217,400	172,000	172,000	146,000
7000	Interest on Indebtedness	50,030	41,000	41,000	34,000
Total Serial Bonds		**267,430**	**213,000**	**213,000**	**180,000**
SR9901-Interfund Transfers					
9010	Transfer	2,536,463	2,417,133	2,417,133	2,401,789
Total Interfund Transfers		**2,536,463**	**2,417,133**	**2,417,133**	**2,401,789**
SR9950-Interfund Trans - Capital Cash					
9010	Transfer	150,000	375,000	375,000	0
Total Interfund Trans - Capital Cash		**150,000**	**375,000**	**375,000**	**0**
Fund Total		**27,874,697**	**29,834,843**	**27,884,380**	**31,078,222**

Huntington Sewer Revenue Detail

Object	Description	2025 Actual	2026 Budget	2026 Forecast	2027 Budget
SS10511-Huntington Sewer					
0511R	Appropriated Reserves	0	35,000	35,000	0
Total Huntington Sewer		**0**	**35,000**	**35,000**	**0**
SS10599-Huntington Sewer					
0599R	Appropriated Fund Balance	0	112,500	112,500	0
Total Huntington Sewer		**0**	**112,500**	**112,500**	**0**
SS11001-Huntington Sewer					
1001	Real Property Taxes	4,975,792	5,200,488	5,200,549	5,790,565
Total Huntington Sewer		**4,975,792**	**5,200,488**	**5,200,549**	**5,790,565**
SS11081-Huntington Sewer					
1081	Other Payments Lieu of Taxes	0	0	0	25,000
Total Huntington Sewer		**0**	**0**	**0**	**25,000**
SS11090-Huntington Sewer					
1090	Interest & Penalties	2,929	500	0	500
Total Huntington Sewer		**2,929**	**500**	**0**	**500**
SS11120-Huntington Sewer					
1120	Non-Prop Tax Distrib County	144,701	144,701	144,701	144,701
Total Huntington Sewer		**144,701**	**144,701**	**144,701**	**144,701**
SS12122-Huntington Sewer					
2122	Sewer Charges	431,477	497,000	400,000	497,000
Total Huntington Sewer		**431,477**	**497,000**	**400,000**	**497,000**
SS12401-Huntington Sewer					
2401	Interest & Earnings	217,980	150,000	225,000	150,000
Total Huntington Sewer		**217,980**	**150,000**	**225,000**	**150,000**
SS12408-Huntington Sewer					
2408	Interest/Miscellaneous Reserve	3,266	0	1,746	0
Total Huntington Sewer		**3,266**	**0**	**1,746**	**0**
SS12709-Huntington Sewer					
2709	Employee/Retiree Contributions	69,690	50,000	50,000	50,000
Total Huntington Sewer		**69,690**	**50,000**	**50,000**	**50,000**
SS12710-Premium on Obligations					
2710	Premium on Obligations	30,171	0	38,857	0
Total Premium on Obligations		**30,171**	**0**	**38,857**	**0**
SS15033-Transfers - General Revenue					
5033	Capital Project Transfers	3,252	0	0	0
Total Transfers - General Revenue		**3,252**	**0**	**0**	**0**

Huntington Sewer Revenue Detail

Object	Description	2025 Actual	2026 Budget	2026 Forecast	2027 Budget
Fund Total		**5,879,258**	**6,190,189**	**6,208,353**	**6,657,766**

Huntington Sewer Expenditures Detail

Object	Description	2025 Actual	2026 Budget	2026 Forecast	2027 Budget
SS11380-Fiscal Agent Fees					
4600	Bond & Note Issue & Serv Exp	5,876	4,000	4,000	4,000
Total Fiscal Agent Fees		**5,876**	**4,000**	**4,000**	**4,000**
SS11680-Information Technology					
4570	Service Contracts	5,018	5,000	8,500	8,500
Total Information Technology		**5,018**	**5,000**	**8,500**	**8,500**
SS11910-Unallocated Insurance					
4150	Insurance	39,228	43,000	43,000	43,000
Total Unallocated Insurance		**39,228**	**43,000**	**43,000**	**43,000**
SS11989-Other General Gov Support					
4180	Employee Assistance Program	750	1,500	1,500	1,500
Total Other General Gov Support		**750**	**1,500**	**1,500**	**1,500**
SS18131-Huntington Sewer District					
1100	Regular Salaries	1,447,784	1,463,024	1,463,024	1,412,000
1150	Part Time Salaries	0	32,000	32,000	32,640
1200	Non-Permanent Salaries	960	0	0	0
1300	Overtime Salaries	211,851	163,876	200,000	225,000
2600	Equipment & Machinery	0	10,764	20,764	10,000
4110	Office Supplies	380	1,000	1,000	1,000
4120	Fuel for Vehicle & Equipment	9,913	19,000	19,000	20,000
4130	Postage	3,807	2,500	2,500	2,500
4210	Telephone	0	0	3,876	0
4220	Electric	370,126	357,000	357,000	385,000
4230	Water	8,815	7,920	7,920	8,000
4470	Uniforms	5,566	6,000	6,000	6,000
4510	Equip Supplies, Repairs & Main	213,420	260,000	260,000	300,000
4520	Vehicle Repairs, Supplies	25,575	55,000	55,000	55,000
4550	Outside Professional	83,854	264,470	254,470	222,000
4570	Service Contracts	45,602	60,000	60,000	70,000
4610	Supplies	32,899	69,412	69,412	70,000
4620	Medical & Safety Supplies	0	1,000	1,500	1,500
4650	Building Repair, Maint & Supp	129	2,500	2,500	50,000
4660	Heating Oil	611	18,100	18,100	18,100
4665	Natural Gas	52,998	66,000	66,000	71,000
4850	Tuition	0	500	0	0
4990	Refuse Disposal Charges	250,194	375,000	375,000	385,000
8020	Social Security	122,498	126,609	126,609	128,000
8021	MTA Tax	2,470	0	0	0
Total Huntington Sewer District		**2,889,451**	**3,361,675**	**3,401,675**	**3,472,740**

Huntington Sewer Expenditures Detail

Object	Description	2025 Actual	2026 Budget	2026 Forecast	2027 Budget
SS19010-State Retirement					
8010	State Retirement	232,639	305,000	305,000	284,000
Total State Retirement		**232,639**	**305,000**	**305,000**	**284,000**
SS19030-Social Security					
8020	Social Security	37	5,000	5,000	5,000
Total Social Security		**37**	**5,000**	**5,000**	**5,000**
SS19040-Worker's Compensation					
8030	Worker's Compensation	135,556	70,000	175,000	175,000
Total Worker's Compensation		**135,556**	**70,000**	**175,000**	**175,000**
SS19045-Life Insurance					
8040	Life Insurance	0	500	500	500
Total Life Insurance		**0**	**500**	**500**	**500**
SS19050-Unemployment Insurance					
8050	Unemployment Insurance	1,008	7,000	7,000	7,000
Total Unemployment Insurance		**1,008**	**7,000**	**7,000**	**7,000**
SS19055-Disability Insurance					
8060	Disability Insurance	0	500	500	500
Total Disability Insurance		**0**	**500**	**500**	**500**
SS19060-Hospital / Medical Insurance					
8070	Health Insurance	488,826	570,000	570,000	625,000
8071	Retiree Health Insurance	361,100	400,000	400,000	475,000
8072	Medicare Reimbursement	45,334	52,000	52,000	55,000
Total Hospital / Medical Insurance		**895,261**	**1,022,000**	**1,022,000**	**1,155,000**
SS19070-Misc. Salaried Benefits					
8090	Welfare Fund - B/C Local 342	21,010	26,000	26,000	26,000
8100	Retirement Accrual Payout	0	45,000	57,394	45,000
8101	Accrual Payout	45,017	12,000	12,000	12,000
Total Misc. Salaried Benefits		**66,027**	**83,000**	**95,394**	**83,000**
SS19710-Serial Bonds					
6000	Principal on Indebtedness	276,593	337,000	337,000	390,000
7000	Interest on Indebtedness	77,396	115,000	115,000	165,000
Total Serial Bonds		**353,989**	**452,000**	**452,000**	**555,000**
SS19901-Interfund Transfers					
9010	Transfer	629,126	792,160	792,160	863,026
Total Interfund Transfers		**629,126**	**792,160**	**792,160**	**863,026**

Huntington Sewer Expenditures Detail

Object	Description	2025 Actual	2026 Budget	2026 Forecast	2027 Budget
SS19950-Interfund Trans - Capital Cash					
9010	Transfer	682,000	80,000	80,000	0
Total Interfund Trans - Capital Cash		**682,000**	**80,000**	**80,000**	**0**
Fund Total		**5,935,967**	**6,232,335**	**6,393,229**	**6,657,766**

Centerport Sewer Revenue Detail

Object	Description	2025 Actual	2026 Budget	2026 Forecast	2027 Budget
SS21001-Centerport Sewer					
1001	Real Property Taxes	170,899	168,167	168,168	210,579
Total Centerport Sewer		**170,899**	**168,167**	**168,168**	**210,579**
SS21090-Centerport Sewer					
1090	Interest & Penalties	99	0	0	0
Total Centerport Sewer		**99**	**0**	**0**	**0**
SS22401-Centerport Sewer					
2401	Interest & Earnings	23,223	1,000	16,000	16,000
Total Centerport Sewer		**23,223**	**1,000**	**16,000**	**16,000**
Fund Total		**194,221**	**169,167**	**184,168**	**226,579**

Centerport Sewer Expenditures Detail

Object	Description	2025 Actual	2026 Budget	2026 Forecast	2027 Budget
SS21910-Unallocated Insurance					
4150	Insurance	1,397	1,300	1,300	1,300
Total Unallocated Insurance		**1,397**	**1,300**	**1,300**	**1,300**
SS28132-Centerport Sewer					
1200	Non-Permanent Salaries	4,429	0	0	0
1300	Overtime Salaries	0	7,000	7,000	7,000
2600	Equipment & Machinery	0	11,527	11,527	11,000
4220	Electric	7,822	9,792	9,792	11,000
4230	Water	261	440	440	500
4420	Subcontract Cost	98,460	115,500	115,500	150,000
4510	Equip Supplies, Repairs & Main	4,924	7,350	7,350	7,850
4550	Outside Professional	11,872	8,350	8,350	11,000
4650	Building Repair, Maint & Supp	4,937	12,600	12,600	12,600
8020	Social Security	339	536	536	1,000
Total Centerport Sewer		**133,043**	**173,095**	**173,095**	**211,950**
SS29040-Worker's Compensation					
8030	Worker's Compensation	3	0	0	0
Total Worker's Compensation		**3**	**0**	**0**	**0**
SS29901-Interfund Transfers					
9010	Transfer	9,039	6,299	6,299	13,329
Total Interfund Transfers		**9,039**	**6,299**	**6,299**	**13,329**
Fund Total		**143,482**	**180,694**	**180,694**	**226,579**

Waste Water Disposal Revenue Detail

Object	Description	2025 Actual	2026 Budget	2026 Forecast	2027 Budget
SS30599-Waste Water Disposal					
0599R	Appropriated Fund Balance	0	0	0	300,000
Total Waste Water Disposal		**0**	**0**	**0**	**300,000**
SS32130-Waste Water Disposal					
2130	Refuse & Garbage Charges	1,058,978	1,500,000	1,000,000	1,500,000
Total Waste Water Disposal		**1,058,978**	**1,500,000**	**1,000,000**	**1,500,000**
SS32401-Waste Water Disposal					
2401	Interest & Earnings	25,965	50,764	16,500	50,000
Total Waste Water Disposal		**25,965**	**50,764**	**16,500**	**50,000**
SS32408-Waste Water Disposal					
2408	Interest/Miscellaneous Reserve	127	0	-68	0
Total Waste Water Disposal		**127**	**0**	**-68**	**0**
SS32709-Waste Water District					
2709	Employee/Retiree Contributions	11,114	12,000	7,693	12,000
Total Waste Water District		**11,114**	**12,000**	**7,693**	**12,000**
Fund Total		**1,096,184**	**1,562,764**	**1,024,125**	**1,862,000**

Waste Water Disposal Expenditures Detail

Object	Description	2025 Actual	2026 Budget	2026 Forecast	2027 Budget
SS31380-Fiscal Agent Fees					
4600	Bond & Note Issue & Serv Exp	8	500	500	500
Total Fiscal Agent Fees		**8**	**500**	**500**	**500**
SS31910-Unallocated Insurance					
4150	Insurance	10,514	13,000	13,000	30,000
Total Unallocated Insurance		**10,514**	**13,000**	**13,000**	**30,000**
SS31990-Contingency					
1100	Regular Salaries	0	-91,374	0	0
Total Contingency		**0**	**-91,374**	**0**	**0**
SS38133-Waste Water Disposal					
1100	Regular Salaries	244,622	275,966	275,966	285,000
1300	Overtime Salaries	27,827	35,000	50,000	55,000
2102	Building Improvements	11,706	0	0	0
2600	Equipment & Machinery	0	40,000	10,000	45,000
4000	Credit Card Fees	18,344	20,000	5,000	25,000
4120	Fuel for Vehicle & Equipment	0	500	500	540
4220	Electric	123,375	204,000	200,000	200,000
4230	Water	218	330	330	330
4470	Uniforms	500	700	700	700
4510	Equip Supplies, Repairs & Main	76,071	150,000	150,000	125,000
4520	Vehicle Repairs, Supplies	1,834	18,500	18,500	16,110
4550	Outside Professional	15,106	8,000	8,000	8,000
4570	Service Contracts	9,953	13,000	0	5,000
4610	Supplies	86,742	124,472	100,000	120,000
4650	Building Repair, Maint & Supp	18,117	41,000	41,000	103,000
4660	Heating Oil	0	0	8,200	8,200
4665	Natural Gas	17,666	29,810	29,810	32,195
4770	Small Tools & Equipment	0	1,250	1,250	1,250
4990	Refuse Disposal Charges	143,125	170,000	170,000	260,000
8020	Social Security	19,916	24,616	16,416	25,000
8021	MTA Tax	454	0	0	0
Total Waste Water Disposal		**815,575**	**1,157,144**	**1,085,672**	**1,315,325**
SS39010-State Retirement					
8010	State Retirement	40,254	55,000	55,000	62,000
Total State Retirement		**40,254**	**55,000**	**55,000**	**62,000**
SS39030-Social Security					
8020	Social Security	4,157	2,000	2,000	2,000
Total Social Security		**4,157**	**2,000**	**2,000**	**2,000**

Waste Water Disposal Expenditures Detail

Object	Description	2025 Actual	2026 Budget	2026 Forecast	2027 Budget
SS39040-Worker's Compensation					
8030	Worker's Compensation	531	700	700	700
Total Worker's Compensation		**531**	**700**	**700**	**700**
SS39045-Life Insurance					
8040	Life Insurance	0	500	500	500
Total Life Insurance		**0**	**500**	**500**	**500**
SS39050-Unemployment Insurance					
8050	Unemployment Insurance	0	1,000	1,000	1,000
Total Unemployment Insurance		**0**	**1,000**	**1,000**	**1,000**
SS39055-Disability Insurance					
8060	Disability Insurance	0	250	250	250
Total Disability Insurance		**0**	**250**	**250**	**250**
SS39060-Hospital / Medical Insurance					
8070	Health Insurance	105,913	140,000	140,000	125,000
8071	Retiree Health Insurance	19,291	25,000	35,000	40,000
8072	Medicare Reimbursement	4,070	6,000	6,000	6,240
Total Hospital / Medical Insurance		**129,274**	**171,000**	**181,000**	**171,240**
SS39070-Misc. Salaried Benefits					
8090	Welfare Fund - B/C Local 342	3,520	5,000	5,000	5,000
8100	Retirement Accrual Payout	54,336	2,000	2,000	2,000
8101	Accrual Payout	0	2,000	2,000	2,000
Total Misc. Salaried Benefits		**57,856**	**9,000**	**9,000**	**9,000**
SS39710-Serial Bonds					
6000	Principal on Indebtedness	66,742	69,000	69,000	85,000
7000	Interest on Indebtedness	10,745	9,500	9,500	12,000
Total Serial Bonds		**77,487**	**78,500**	**78,500**	**97,000**
SS39901-Interfund Transfers					
9010	Transfer	153,969	167,816	167,816	172,485
Total Interfund Transfers		**153,969**	**167,816**	**167,816**	**172,485**
Fund Total		**1,289,624**	**1,565,036**	**1,594,938**	**1,862,000**

Dix Hills Water District Revenue Detail

Object	Description	2025 Actual	2026 Budget	2026 Forecast	2027 Budget
SW10511-Dix Hills Water District					
0511R	Appropriated Reserves	0	-2,495,000	-2,495,000	0
Total Dix Hills Water District		**0**	**-2,495,000**	**-2,495,000**	**0**
SW10599-Dix Hills Water District					
0599R	Appropriated Fund Balance	0	793,500	793,500	300,000
Total Dix Hills Water District		**0**	**793,500**	**793,500**	**300,000**
SW11001-Dix Hills Water District					
1001	Real Property Taxes	3,933,066	4,444,479	4,444,880	4,618,123
Total Dix Hills Water District		**3,933,066**	**4,444,479**	**4,444,880**	**4,618,123**
SW11030-Dix Hills Water District					
1030	Unpaid Water Bills	251,914	250,000	357,534	357,000
Total Dix Hills Water District		**251,914**	**250,000**	**357,534**	**357,000**
SW11090-Dix Hills Water District					
1090	Interest & Penalties	2,461	0	0	0
Total Dix Hills Water District		**2,461**	**0**	**0**	**0**
SW11240-Dix Hills Water District					
1240	Comptroller's Fee - Ret Checks	700	250	140	250
Total Dix Hills Water District		**700**	**250**	**140**	**250**
SW12140-Dix Hills Water District					
2140	Metered Water Sales	3,624,289	3,352,800	3,352,800	3,400,000
Total Dix Hills Water District		**3,624,289**	**3,352,800**	**3,352,800**	**3,400,000**
SW12144-Water Service Charges					
2144	Water Service Charges	973,143	1,000,000	973,000	1,000,000
Total Water Service Charges		**973,143**	**1,000,000**	**973,000**	**1,000,000**
SW12401-Dix Hills Water District					
2401	Interest & Earnings	631,116	300,000	650,000	350,000
Total Dix Hills Water District		**631,116**	**300,000**	**650,000**	**350,000**
SW12408-Dix Hills Water					
2408	Interest/Miscellaneous Reserve	6,908	0	3,692	0
Total Dix Hills Water		**6,908**	**0**	**3,692**	**0**
SW12414-Dix Hills Water District					
2414	Tower Rental	464,629	425,000	425,000	425,000
Total Dix Hills Water District		**464,629**	**425,000**	**425,000**	**425,000**
SW12590-Dix Hills Water District					
2590	Other Permits - Town Eng	300	0	0	0
Total Dix Hills Water District		**300**	**0**	**0**	**0**

Dix Hills Water District Revenue Detail

Object	Description	2025 Actual	2026 Budget	2026 Forecast	2027 Budget
SW12680-Dix Hills Water District					
2680	Insurance Recoveries	10,140	2,620	7,689	0
Total Dix Hills Water District		**10,140**	**2,620**	**7,689**	**0**
SW12690-Dix Hills Water District					
2690	Other Compensation For Loss	1,701,916	0	940,873	0
Total Dix Hills Water District		**1,701,916**	**0**	**940,873**	**0**
SW12709-Dix Hills Water					
2709	Employee/Retiree Contributions	63,725	55,506	55,506	55,506
Total Dix Hills Water		**63,725**	**55,506**	**55,506**	**55,506**
SW12710-Premium on Obligations					
2710	Premium on Obligations	273,651	0	0	0
Total Premium on Obligations		**273,651**	**0**	**0**	**0**
SW12770-Dix Hills Water District					
2770	Unclassified Revenues	18,997	0	23,856	0
Total Dix Hills Water District		**18,997**	**0**	**23,856**	**0**
SW15033-Transfers - General Revenue					
5033	Capital Project Transfers	600,000	3,000,000	3,000,000	0
Total Transfers - General Revenue		**600,000**	**3,000,000**	**3,000,000**	**0**
Fund Total		**12,556,954**	**11,129,155**	**12,533,470**	**10,505,879**

Dix Hills Water District Expenditures Detail

Object	Description	2025 Actual	2026 Budget	2026 Forecast	2027 Budget
SW11380-Fiscal Agent Fees					
4600	Bond & Note Issue & Serv Exp	40,801	5,000	5,000	5,000
Total Fiscal Agent Fees		**40,801**	**5,000**	**5,000**	**5,000**
SW11680-Information Technology					
2220	Townwide Computerization	0	16,291	16,291	17,500
4122	Computer Supp, Software	0	1,779	1,779	2,500
4570	Service Contracts	11,121	16,574	16,574	16,500
Total Information Technology		**11,121**	**34,645**	**34,644**	**36,500**
SW11910-Unallocated Insurance					
4150	Insurance	52,713	58,000	60,000	65,000
Total Unallocated Insurance		**52,713**	**58,000**	**60,000**	**65,000**
SW11989-Other General Gov Support					
4180	Employee Assistance Program	500	1,000	1,000	1,000
Total Other General Gov Support		**500**	**1,000**	**1,000**	**1,000**
SW11990-Contingency					
1100	Regular Salaries	0	-19,122	0	0
Total Contingency		**0**	**-19,122**	**0**	**0**

Dix Hills Water District Expenditures Detail

Object	Description	2025 Actual	2026 Budget	2026 Forecast	2027 Budget
SW18321-Dix Hills Water District					
1100	Regular Salaries	1,219,449	1,207,135	1,242,935	1,280,000
1150	Part Time Salaries	5,271	67,500	62,500	63,750
1300	Overtime Salaries	391,911	225,000	325,000	224,400
1400	Summer Casual Salaries	0	12,636	15,000	10,200
2100	Furniture and Furnishings	0	3,150	3,150	3,150
2210	Computer, Software & Printers	0	500	500	500
2313	Leased Motor Vehicles	772	300	1,500	1,500
2600	Equipment & Machinery	6,450	18,599	18,599	0
2778	Water Mains	487,040	249,588	225,000	225,000
2779	Fire Hydrants	115,279	166,250	150,000	150,000
4000	Credit Card Fees	0	1,000	1,000	1,000
4110	Office Supplies	68	2,500	2,500	2,500
4115	Small Furn & Office Equip	0	500	500	500
4120	Fuel for Vehicle & Equipment	25,151	37,500	32,500	35,100
4122	Computer Supp, Software	1,443	8,864	10,000	10,000
4130	Postage	32,677	35,000	35,000	35,000
4210	Telephone	27,982	55,000	55,000	55,000
4220	Electric	1,241,153	1,428,000	1,428,000	1,550,000
4400	Travel Expenses	0	0	300	300
4470	Uniforms	3,581	3,600	3,600	3,600
4510	Equip Supplies, Repairs & Main	105,577	157,158	167,158	170,000
4520	Vehicle Repairs, Supplies	1,939	14,620	14,620	15,000
4550	Outside Professional	274,728	253,410	253,410	253,410
4570	Service Contracts	14,106	60,000	65,000	65,000
4650	Building Repair, Maint & Supp	13,032	15,000	15,000	15,000
4665	Natural Gas	9,532	13,200	13,200	14,256
4691	Chemical Supplies	501,248	390,000	390,000	390,000
4720	Conferences & Dues	1,550	4,000	4,000	4,000
4990	Refuse Disposal Charges	3,313	3,300	3,300	3,300
8020	Social Security	119,652	112,303	112,303	121,000
8021	MTA Tax	2,260	0	0	0
Total Dix Hills Water District		**4,605,161**	**4,545,612**	**4,650,575**	**4,702,466**
SW18330-Water Quality Surcharge					
4510	Equip Supplies, Repairs & Main	0	250,000	250,000	250,000
4550	Outside Professional	0	100,000	100,000	100,000
4691	Chemical Supplies	0	250,000	100,000	250,000
Total Water Quality Surcharge		**0**	**600,000**	**450,000**	**600,000**
SW19010-State Retirement					
8010	State Retirement	212,630	200,000	200,000	266,000
Total State Retirement		**212,630**	**200,000**	**200,000**	**266,000**

Dix Hills Water District Expenditures Detail

Object	Description	2025 Actual	2026 Budget	2026 Forecast	2027 Budget
SW19030-Social Security					
8020	Social Security	56	13,000	13,000	13,000
Total Social Security		**56**	**13,000**	**13,000**	**13,000**
SW19040-Worker's Compensation					
8030	Worker's Compensation	184,809	60,000	63,092	60,000
Total Worker's Compensation		**184,809**	**60,000**	**63,092**	**60,000**
SW19045-Life Insurance					
8040	Life Insurance	197	350	350	350
Total Life Insurance		**197**	**350**	**350**	**350**
SW19050-Unemployment Insurance					
8050	Unemployment Insurance	0	5,000	5,000	5,000
Total Unemployment Insurance		**0**	**5,000**	**5,000**	**5,000**
SW19055-Disability Insurance					
8060	Disability Insurance	93	500	500	500
Total Disability Insurance		**93**	**500**	**500**	**500**
SW19060-Hospital / Medical Insurance					
8070	Health Insurance	400,364	485,000	485,000	475,000
8071	Retiree Health Insurance	227,212	250,000	250,000	303,943
8072	Medicare Reimbursement	36,848	44,000	44,000	45,760
Total Hospital / Medical Insurance		**664,424**	**779,000**	**779,000**	**824,703**
SW19065-Welfare Fund-White Collar/Appt					
8080	Dental	5,128	5,800	5,800	5,800
Total Welfare Fund-White Collar/Appt		**5,128**	**5,800**	**5,800**	**5,800**
SW19070-Misc. Salaried Benefits					
8090	Welfare Fund - B/C Local 342	14,850	17,000	17,000	17,000
8100	Retirement Accrual Payout	0	65,000	65,000	65,000
8101	Accrual Payout	28,568	11,000	17,247	11,000
Total Misc. Salaried Benefits		**43,418**	**93,000**	**99,247**	**93,000**
SW19710-Serial Bonds					
6000	Principal on Indebtedness	1,036,644	1,475,000	1,475,000	1,638,000
7000	Interest on Indebtedness	570,927	885,000	885,000	840,000
Total Serial Bonds		**1,607,571**	**2,360,000**	**2,360,000**	**2,478,000**
SW19730-Bond Anticipation Notes					
6000	Principal on Indebtedness	0	800,000	0	0
7000	Interest on Indebtedness	120,000	120,000	120,000	0
Total Bond Anticipation Notes		**120,000**	**920,000**	**120,000**	**0**

Dix Hills Water District Expenditures Detail

Object	Description	2025 Actual	2026 Budget	2026 Forecast	2027 Budget
SW19901-Interfund Transfers					
9010	Transfer	736,073	1,066,731	1,066,731	1,349,560
Total Interfund Transfers		**736,073**	**1,066,731**	**1,066,731**	**1,349,560**
SW19950-Interfund Trans - Capital Cash					
9010	Transfer	750,000	425,000	425,000	0
Total Interfund Trans - Capital Cash		**750,000**	**425,000**	**425,000**	**0**
Fund Total		**9,034,696**	**11,153,516**	**10,338,939**	**10,505,879**

Capital Budget

Town of Huntington
2027
Capital Budget Program Narrative

The Capital Projects Fund is used to account for financial resources allocated for the acquisition, construction or renovation of major capital facilities, road rehabilitation, infrastructure improvements or the purchase of capital assets. Capital expenditures occur periodically and are spent over multiple years. This fund also includes routine capital expenditures such as townwide fencing, furniture, computer equipment and replacement of the vehicle fleet.

Capital Assets, as they are commonly referred to, are inventoried physical assets, constructed, purchased or donated to the Town valued at $5,000 or more with a useful life of at least five years. All Capital Assets must be tagged to facilitate tracking. The Comptroller maintains accountability over all tangible asset records and such records are verified once a year by a physical inventory conducted by the department responsible for its care and maintenance.

All capital projects are undertaken only after analysis of need, review of alternative options, and funding identification. The Town may fund the cost to acquire and maintain Capital Assets in one of several ways: the issuance of a bond, allocation from the Town's Environmental Open Space Fund for qualifying assets, operating revenue, capital reserves or fund balances. The method of funding is determined at the time the funds are required.

Historical Capital Investment

Capital expenditures tend to vary from year to year much more than operating expenses. The graph on the following page reflects the Town's capital investments as compared to the revised budgets in the past five years. Many capital projects that have approved budgets were phased in and or deferred until needed.

The 2027 Town's Capital Budget is $17.425 million; of this amount $2,900,000 will be funded from Grants and $14.525 million will be funded through various sources.

In the 2027 Capital Budget:

- $5.500 million or 31.57% is for Highway infrastructure
- $7.760 million or 44.53% for various General Fund Improvements
- $4.165 million or 23.90% for other needed infrastructure and equipment purchases.

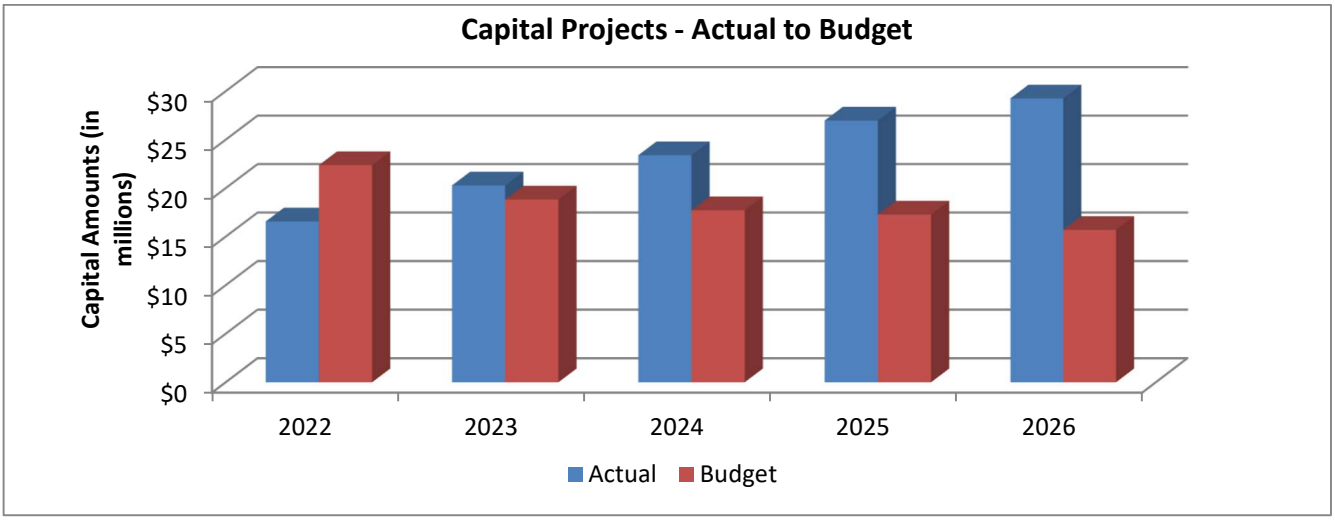

Town of Huntington
2027
Capital Budget Program Narrative

Funding for any one capital project may include several different sources of funds. The Town's goal is to bond an amount that does not increase debt service in the operating budget. This has been achieved in most years by issuing debt for approximately the same amount or less of principal paid in any given year. The following chart provides the historical analysis for a five-year period.

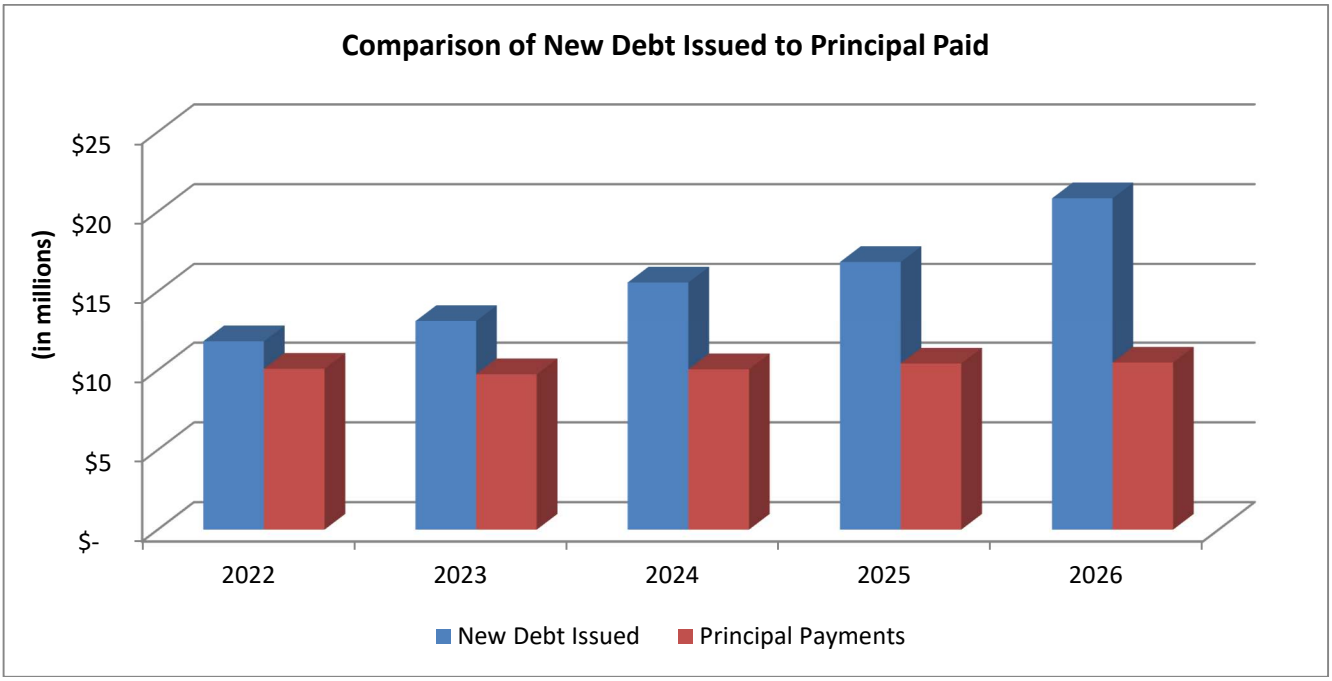

The following Capital Projects are included in the 2027 Capital Budget. As such, there is no effect on the 2027 Operating Budgets for capital projects that are designated to be bonded other than specifically stated. The 2027 debt service budget for principal and interest is $15,384,247. The actual 2026 debt service budget for principal and interest was $14,172,040. Therefore, the 2027 debt service budget will increase by $1,212,207 in comparing to the actual 2026 debt service budget.

Town of Huntington
2027 Capital Budget Program

		Source of Funding			
	AMOUNT	FUND BALANCE	GRANT	RESERVES	BOND
General Fund - General Services					
Vehicle and Equipment Replacement *- Vehicles and equipment that have exceeded their useful lives and are beyond repair need to be replaced on an annual basis.*	**400,000**	**400,000**			
Townwide Infrastructure **-** *Routine capital project for Townwide funding that is used on an as needed basis for improvements to various Townwide buildings and facilities.*	**100,000**	**100,000**			
Energy & Infrastructure Initiative **-** *Improvements to various Town buildings and facilities for energy savings purposes in connection with the Energy and Infrastructure Renewal Initiative, including lighting improvements, HVAC improvements, building improvements to doors, windows, roofs, and other improvements related or ancillary work in connection therewith.*	**3,000,000**				**3,000,000**
Tank Sump Upgrades *- Ongoing project to upgrade underground tanks and replacements.*	**100,000**	**100,000**			
Breezy Park Turf Improvements *- Replace turf field*	**1,400,000**		**1,400,000**		
Flanagan Center *- Solar project*	**1,000,000**		**1,000,000**		
General Fund - Information Technology					
Technology Infrastructure **-** *Upgrade and improve our current technology infrastructure with the purchase of servers, network switchers and storage to improve the Town's network and security.*	**750,000**	**750,000**			
General Fund - Maritime					
Equipment *- Purchase truck with plow to replace existing truck in need of major repairs.*	**50,000**	**50,000**			
General Fund - Parks & Recreation					
Heckscher Park Stage **-** *Annual maintenance and improvements.*	**500,000**		**500,000**		
General Fund - Public Safety					
Park Ranger Vehicles *- Purchase of two vehicles to replace those that are past their useful life or off lease in 2027.*	**60,000**	**60,000**			
Security Division Vehicles *- Purchase of four vehicles to replace those that are past their useful life or off lease in 2027.*	**120,000**	**120,000**			
Code Enforcement Vehicles *- Purchase of two vehicles to replace those that are past their useful life or off lease in 2027.*	**80,000**	**80,000**			
Veterans Park *- Installation of security cameras.*	**50,000**	**50,000**			
Equipment *- Purchase of thirty-five radios for use across all Public Safety departments.*	**150,000**	**150,000**			
Total General Fund	**$ 7,760,000**	**$ 1,860,000**	**$ 2,900,000**	**$ -**	**$ 3,000,000**
Part Town - Transportation & Traffic Safety					
Traffic Signal Modernization *- Routine annual allocation of funding to upgrade traffic signals and implement traffic calming measures where needed. Certain intersections require replacement signals and calming measures.*	**600,000**	**600,000**			
Total Part Town	**$ 600,000**	**$ 600,000**	**$ -**	**$ -**	**$ -**
Highway Fund					
Roadway Rehabilitation **-** *Annual resurfacing of streets and roads throughout the Town in accordance with the Department of Highway's replacement plan. Each year, the Town's roadways require repaving and drainage improvements as a result of weather conditions and wear and tear. This project will save maintenance costs in the operating budget.*	**4,000,000**				**4,000,000**

		Source of Funding			
	AMOUNT	FUND BALANCE	GRANT	RESERVES	BOND
Drainage and Pavement *- Annual funding to make drainage improvements throughout the Town. Where possible, drainage systems are being installed to minimize the need for individual overflow pools. This allocation will be utilized to install drainage systems and improvements prior to paving the roads affected throughout the Town.*	**750,000**				**750,000**
Highway Equipment *- Routine annual funding for the Highway Department to fund the replacement of heavy equipment vehicles in accordance with the vehicle replacement plan. The fleet of heavy equipment is aging and requires more maintenance costs as it ages. This project will save some maintenance expenses in the annual operating budget.*	**750,000**				**750,000**
Total Highway Fund	**$ 5,500,000**	**$ -**	**$ -**	**$ -**	**$ 5,500,000**

Huntington Sewer District Fund

Huntington Sewer Treatment Plant *- Emergency diesel bypass pump.*	**115,000**	**115,000**			
Huntington Sewer Treatment Plant *- SBR replacement parts.*	**135,000**	**135,000**			
Huntington Sewer Treatment Plant *- Purchase of three Ford F-250 trucks used by personnel to replace existing trucks that are past their useful life expectancy.*	**215,000**				**215,000**
Halesite Pump Station Upgrade *- Installation of new control panel and pumps.*	**150,000**	**150,000**			
Sanitary Sewer Collection System *- Purchase of Vactor vacuum truck to clean sewers, clear storm drains, and safely excavate underground utilities.*	**650,000**				**650,000**
Total Huntington Sewer District Fund	**$ 1,265,000**	**$ 400,000**	**$ -**	**$ -**	**$ 865,000**

Wastewater Disposal District Fund

Huntington Sewer Treatment Plant *- Rebuild of secondary clarifier shaft and scraper.*	**$ 200,000**				**$ 200,000**
Total Wastewater Disposal District Fund	**$ 200,000**	**$ -**	**$ -**	**$ -**	**$ 200,000**

Dix Hills Water District

Tank I Rehabilitation *- Repinting of tank*	**2,100,000**				**2,100,000**
Total Dix Hills Water District	**$ 2,100,000**	**$ -**	**$ -**	**$ -**	**$ 2,100,000**
Total Capital Projects	**$ 17,425,000**	**$ 2,860,000**	**$ 2,900,000**	**$ -**	**$ 11,665,000**

Town of Huntington
2026 Capital Budget Request

		Total cost	Previously Funded	2027		2028	
Project Name				**Town**	**Grant**	**Town**	**Grant**
Dix Hills Water District							
Tank I Rehabilitation		2,100,000	-	2,100,000	-	-	-
Total		**$ 2,100,000**	**$ -**	**$ 2,100,000**	**$ -**	**$ -**	**$ -**
Environmental Waste Management							
Packer Trucks- purchase 1 rear loading trucks	SR.8158	350,000	-	-	-	350,000	-
Replace F-250 trucks used by personnel	SR.8158	300,000	-	-	-	100,000	-
HSTP Emergency Diesel Bypass Pump	SS1.8131	115,000	-	115,000	-	-	-
HSTP SBR Replacement Parts	SS1.8131	135,000	-	135,000	-	-	-
HSTP Replace 3 F-250 trucks used by personnel	SS1.8131	215,000	-	215,000	-	-	-
HSTP Storm Resiliency/Storm Surge Protection installation	SS1.8131	625,000	-	-	-	125,000	500,000
HSTP Microturbine installation	SS1.8131	2,500,000	-	-	-	-	-
HSD Halesite Pump Station Upgrade - new control panel & pumps	SS1.8131	150,000	-	150,000	-	-	-
Sanitary Sewer Collection Systems - Vactor Truck	SS1.8131	650,000	-	650,000	-	-	-
Sanitary Sewer Collection Systems - Sewer Line Rehabilitation	SS1.8131	1,500,000	-		-	300,000	-
CSD Centerport Pump Station Rehab	SS2.8132	600,000	-	-	-	600,000	-
HSTP Scavenger Screen & Grit Removal	SS3.8133	450,000	-	-	-	450,000	-
HSTP Scavenger Secondary Clarifier - shaft & scraper rebuild	SS3.8133	200,000	-	200,000	-	-	-
Total		**$ 7,790,000**	**$ -**	**$ 1,465,000**	**$ -**	**$ 1,925,000**	**$ 500,000**
General Services							
Town Wide Infrastructure		500,000	-	100,000	-	100,000	-
Vehicle and Equipment Replacement		2,000,000	-	400,000	-	600,000	-
Tank Sump Upgrades		100,000	-	100,000	-	-	-
Resurface Courts and Paving		1,500,000	-		-	500,000	-
Breezy Park Turf Improvements		1,400,000	-	-	1,400,000	-	-
Crab Meadow Cart Paths		10,000	-		-	10,000	-
Town Wide Infrastructure		15,500,000	8,000,000	3,000,000	-	4,500,000	-
Flanagan Center Solar Project		1,000,000			1,000,000		
Total		**$ 22,010,000**	**$ 8,000,000**	**$ 3,600,000**	**$ 2,400,000**	**$ 5,710,000**	**$ -**
Highway							
Road Rehabilitation		24,000,000	-	4,000,000	-	5,000,000	-
Drainage		4,750,000	-	750,000	-	1,000,000	-
Highway Equipment		4,750,000	-	750,000	-	1,000,000	-
Total		**$ 33,500,000**	**$ -**	**$ 5,500,000**	**$ -**	**$ 7,000,000**	**$ -**
Information Technology							
upgrades & modernization	A.IT1997	2,250,000	-	750,000	-	750,000	-
Security Operations Center	A.IT1997	833,800	-		-	417,300	
Total		**$ 3,083,800**	**$ -**	**$ 750,000**	**$ -**	**$ 1,167,300**	**$ -**
Maritime							
repairs)		50,000	-	50,000	-	-	-
Total		**$ 50,000**	**$ -**	**$ 50,000**	**$ -**	**$ -**	**$ -**
Parks & Recreation							
Heckscher Park Stage - annual maintenance & upgrades		500,000	-		500,000	-	-
Total		**$ 500,000**	**$ -**	**$ -**	**$ 500,000**	**$ -**	**$ -**
Public Safety							
Park Ranger Vehicles (2)		120,000	-	60,000	-	60,000	-
Security Division Vehicles (4)		240,000	-	120,000	-	120,000	-
Code Enforcement Vehicles (2)		80,000	-	80,000	-	-	-
Veterans Park Security Cameras Installation		50,000	-	50,000	-	-	-
Department Radios (35)		300,000	-	150,000	-	150,000	-
Total		**$ 790,000**	**$ -**	**$ 460,000**	**$ -**	**$ 330,000**	**$ -**
Transportation & Safety							
Traffic Signalization/Calming		3,600,000	-	600,000	-	600,000	-
Streetlighting Equipment - Replace Foreman pickup truck		75,000	-	-	-	75,000	-
Total		**$ 3,675,000**	**$ -**	**$ 600,000**	**$ -**	**$ 675,000**	**$ -**
Total Capital Projects		**$ 73,498,800**	**$ 8,000,000**	**$ 14,525,000**	**$ 2,900,000**	**$ 16,807,300**	**$ 500,000**

Town of Huntington
2026 Capital Budget Request

	2029		2030		2031		2032	
Project Name	**Town**	**Grant**	**Town**	**Grant**	**Town**	**Grant**	**Town**	**Grant**
Dix Hills Water District								
Tank I Rehabilitation	-	-	-	-	-	-	-	-
Total	**$ -**	**$ -**	**$ -**	**$ -**	**$ -**	**$ -**	**$ -**	**$ -**
Environmental Waste Management								
Packer Trucks- purchase 1 rear loading trucks	-	-	-	-	-	-	-	-
Replace F-250 trucks used by personnel	-	-	100,000	-	100,000	-	-	-
HSTP Emergency Diesel Bypass Pump	-	-	-	-	-	-	-	-
HSTP SBR Replacement Parts	-	-	-	-	-	-	-	-
HSTP Replace 3 F-250 trucks used by personnel	-	-	-	-	-	-	-	-
HSTP Storm Resiliency/Storm Surge Protection installation	-	-	-	-	-	-	-	-
HSTP Microturbine installation	2,000,000	500,000	-	-	-	-	-	-
HSD Halesite Pump Station Upgrade - new control panel & pumps	-	-	-	-	-	-	-	-
Sanitary Sewer Collection Systems - Vactor Truck	-	-	-	-	-	-	-	-
Sanitary Sewer Collection Systems - Sewer Line Rehabilitation	300,000	-	300,000	-	300,000	-	300,000	-
CSD Centerport Pump Station Rehab	-	-	-	-	-	-	-	-
HSTP Scavenger Screen & Grit Removal	-	-	-	-	-	-	-	-
HSTP Scavenger Secondary Clarifier - shaft & scraper rebuild	-	-	-	-	-	-	-	-
Total	**$ 2,300,000**	**$ 500,000**	**$ 400,000**	**$ -**	**$ 400,000**	**$ -**	**$ 300,000**	**$ -**
General Services								
Town Wide Infrastructure	100,000	-	100,000	-	100,000	-	-	-
Vehicle and Equipment Replacement	500,000	-	500,000	-	-	-	-	-
Tank Sump Upgrades	-	-	-	-	-	-	-	-
Resurface Courts and Paving	500,000	-	500,000	-	-	-	-	-
Breezy Park Turf Improvements	-	-	-	-	-	-	-	-
Crab Meadow Cart Paths	-	-	-	-	-	-	-	-
Town Wide Infrastructure	-	-	-	-	-	-	-	-
Flanagan Center Solar Project								
Total	**$ 1,100,000**	**$ -**	**$ 1,100,000**	**$ -**	**$ 100,000**	**$ -**	**$ -**	**$ -**
Highway								
Road Rehabilitation	5,000,000	-	5,000,000	-	5,000,000	-	-	-
Drainage	1,000,000	-	1,000,000	-	1,000,000	-	-	-
Highway Equipment	1,000,000	-	1,000,000	-	1,000,000	-	-	-
Total	**$ 7,000,000**	**$ -**	**$ 7,000,000**	**$ -**	**$ 7,000,000**	**$ -**	**$ -**	**$ -**
Information Technology								
upgrades & modernization	750,000	-	-	-	-	-	-	-
Security Operations Center	416,500	-	-	-	-	-	-	-
Total	**$ 1,166,500**	**$ -**	**$ -**	**$ -**	**$ -**	**$ -**	**$ -**	**$ -**
Maritime								
repairs)	-	-	-	-	-	-	-	-
Total	**$ -**	**$ -**	**$ -**	**$ -**	**$ -**	**$ -**	**$ -**	**$ -**
Parks & Recreation								
Heckscher Park Stage - annual maintenance & upgrades	-	-	-	-	-	-	-	-
Total	**$ -**	**$ -**	**$ -**	**$ -**	**$ -**	**$ -**	**$ -**	**$ -**
Public Safety								
Park Ranger Vehicles (2)	-	-	-	-	-	-	-	-
Security Division Vehicles (4)	-	-	-	-	-	-	-	-
Code Enforcement Vehicles (2)	-	-	-	-	-	-	-	-
Veterans Park Security Cameras Installation	-	-	-	-	-	-	-	-
Department Radios (35)	-	-	-	-	-	-	-	-
Total	**$ -**	**$ -**	**$ -**	**$ -**	**$ -**	**$ -**	**$ -**	**$ -**
Transportation & Safety								
Traffic Signalization/Calming	600,000	-	600,000	-	600,000	-	600,000	-
Streetlighting Equipment - Replace Foreman pickup truck	-	-	-	-	-	-	-	-
Total	**$ 600,000**	**$ -**	**$ 600,000**	**$ -**	**$ 600,000**	**$ -**	**$ 600,000**	**$ -**
Total Capital Projects	**$ 12,166,500**	**$ 500,000**	**$ 9,100,000**	**$ -**	**$ 8,100,000**	**$ -**	**$ 900,000**	**$ -**